

**WOOD COUNTY, TEXAS  
COMBINED STATEMENT OF CASH ACCOUNTS ACTIVITY  
FOR THE MONTH ENDING DECEMBER 31, 2017**

FUND CODE	FUND NAME	REVISED	TRANSFER		Net Change	CASH BALANCE 12/31/2017	
		CASH BALANCE 11/30/2017	RECEIPTS	DISBURSEMENTS			IN/(OUT)
<b>BUDGETED FUNDS</b>							
<b>OPERATING FUNDS</b>							
100	General	\$ 17,249,546.00	\$ 2,984,827.41	\$ (1,926,257.09)	\$ 7,321.72	\$ 1,065,892.04	\$ 18,315,438.04
200	Road and Bridge Fund	2,805,015.41	1,027,003.67	(607,077.27)	(21.88)	419,904.52	3,224,919.93
270	Tobacco Settlement Fund	78,325.85	0.00	0.00	0.00	0.00	78,325.85
	<b>Total Operating Funds</b>	<b>\$ 20,132,887.26</b>	<b>\$ 4,011,831.08</b>	<b>\$ (2,533,334.36)</b>	<b>\$ 7,299.84</b>	<b>\$ 1,485,796.56</b>	<b>\$ 21,618,683.82</b>
<b>SPECIAL REVENUE FUNDS</b>							
230	CC-Records Mgmt. & Preservation	596,946.32	9,869.72	(437.99)	0.00	9,431.73	606,378.05
231	General Records Mgmt. & Preservation	20,546.62	996.16	(352.31)	0.00	643.85	21,190.47
232	CC-Records Archive Fee	599,108.06	9,651.76	0.00	0.00	9,651.76	608,759.82
234	Courthouse Security	55,009.49	2,106.33	0.00	-1,750.00	356.33	55,365.82
235	Hotel and Motel Tax	131,977.61	4,481.00	(3,060.00)	(1.84)	1,419.16	133,396.77
236	Child Welfare	536.20	271.32	0.00	0.00	271.32	807.52
238	Crime Victims Services	4,594.21	48.60	0.00	0.00	48.60	4,642.81
239	Justice Court Technology	67,004.36	1,015.16	(1,072.86)	0.00	(57.70)	66,946.66
240	DC-Records Mgmt & Preservation	26,182.65	308.03	(1,890.69)	0.00	(1,582.66)	24,599.99
241	JP Building Security Fee	27,275.14	273.59	0.00	0.00	273.59	27,548.73
242	Elections Special	32,368.04	7,924.85	0.00	0.00	7,924.85	40,292.89
243	Guardianship	46,155.10	406.39	0.00	0.00	406.39	46,561.49
244	CC-Technology	5,282.17	138.00	0.00	0.00	138.00	5,420.17
245	DC-Technology	10,943.09	268.31	0.00	0.00	268.31	11,211.40
246	DC-Records Archive Fee	40,682.65	561.93	0.00	0.00	561.93	41,244.58
247	DC-CT Records Preservation	28,078.95	222.50	0.00	0.00	222.50	28,301.45
260	Law Library	29,167.38	1,400.92	(399.00)	0.00	1,001.92	30,169.30
305	Constable Forfeiture	2,172.65	4.11	0.00	0.00	4.11	2,176.76
	<b>Total Special Revenue Funds</b>	<b>\$ 1,724,030.69</b>	<b>\$ 39,948.68</b>	<b>\$ (7,212.85)</b>	<b>(\$1,751.84)</b>	<b>\$ 30,983.99</b>	<b>\$ 1,755,014.68</b>
<b>OTHER FUNDS</b>							
250	Right of Way	825,912.13	1,565.06	0.00	0.00	1,565.06	827,477.19
281	Community Supervision & Corr.	365,260.52	86,263.83	(41,569.58)	0.00	44,694.25	409,954.77
290	Juvenile Probation Department	23,351.13	21,536.00	(20,803.42)	0.00	732.58	24,083.71
892	Historical Commission	50,885.82	91.78	(2,947.19)	0.00	(2,855.41)	48,030.41
	<b>Total Other Funds</b>	<b>\$ 1,265,409.60</b>	<b>\$ 109,456.67</b>	<b>\$ (65,320.19)</b>	<b>\$ -</b>	<b>\$ 44,136.48</b>	<b>\$ 1,309,546.08</b>
	<b>TOTAL BUDGETED FUNDS</b>	<b>\$ 23,122,327.55</b>	<b>\$ 4,161,236.43</b>	<b>\$ (2,605,867.40)</b>	<b>\$ 5,548.00</b>	<b>\$ 1,560,917.03</b>	<b>\$ 24,683,244.58</b>
<b>NON-BUDGETED AND NON-COUNTY FUNDS</b>							
880	Treasurer's State Fees	33,972.18	33,941.62	0.00	0.00	33,941.62	67,913.80
891	Payroll Fund	470,034.54	0.00	(470,034.54)	0.00	(470,034.54)	0.00
999	Upper Sabine Valley Waste Mgmt	584,205.97	77,630.00	(117,993.30)	(5,548.00)	(45,911.30)	538,294.67
	<b>TOTAL NON-BUDGETED FUNDS</b>	<b>\$ 1,088,212.69</b>	<b>\$ 111,571.62</b>	<b>\$ (588,027.84)</b>	<b>\$ (5,548.00)</b>	<b>\$ (482,004.22)</b>	<b>\$ 606,208.47</b>
	<b>TOTAL CASH IN POOLED ACCOUNTS</b>	<b>\$ 24,210,540.24</b>	<b>\$ 4,272,808.05</b>	<b>\$ (3,193,895.24)</b>	<b>\$ -</b>	<b>\$ 1,078,912.81</b>	<b>\$ 25,289,453.05</b>
<b>CASH IN BANK - POOLED CASH ACCOUNTS</b>							
890	AP Pooled Cash	1,602,147.01	2,199.36	(1,472,097.28)	1,200,000.00	(269,897.92)	1,332,249.09
890	Payroll Pooled Cash	1,500,572.33	1,751.28	(1,669,219.96)	1,300,000.00	(367,468.68)	1,133,103.65
890	Deposits Pooled Cash	8,878,263.12	4,244,541.46	0.00	(3,302,336.00)	942,205.46	9,820,468.58
890	CD Investments	2,338,557.70	2,064.18	0.00	0.00	2,064.18	2,340,621.88
890	CD Non-Depository	489,767.24	0.00	0.00	0.00	0.00	489,767.24
890	CDARS Investments	8,888,730.86	21,677.55	0.00	750,006.00	771,683.55	9,660,414.41
890	TexPool Pooled Investments	506,661.98	506.22	0.00	0.00	506.22	507,168.20
890	Jury Pooled Cash	5,840.00	0.00	(2,510.00)	2,330.00	(180.00)	5,660.00
	<b>TOTAL CASH IN BANK - POOLED CASH ACCOUNTS</b>	<b>\$ 24,210,540.24</b>	<b>\$ 4,272,740.05</b>	<b>\$ (3,143,827.24)</b>	<b>(\$50,000.00)</b>	<b>\$ 1,078,912.81</b>	<b>\$ 25,289,453.05</b>
					50,000.00	0.00	

2018 JAN 23 AM 10:40  
 WOOD COUNTY, TEXAS  
 COMBINED STATEMENT OF CASH ACCOUNTS ACTIVITY

(50,000.00)

FUND CODE	FUND NAME	CASH BALANCE 11/30/2017	RECEIPTS	DISBURSEMENTS	TRANSFER IN/(OUT)	Net Change	CASH BALANCE 12/31/2017
<b>CASH IN BANK - NON POOLED CASH ACCOUNTS - NON-BUDGETED, NON-COUNTY OR OTHER FUNDS</b>							
<b>BANKTEXAS ACCOUNTS</b>							
200	Road & Bridge CD RRC Restricted	\$ 26,618.64	\$ 21.88	\$ 0.00	\$ 0.00	\$ 21.88	\$ 26,640.52
233	Sheriff's Forfiture Fund (Budgeted)	4,349.21	0.00	(200.00)	0.00	-200.00	4149.21
401	Grant Fund	0.00	0.00	0.00	0.00	0.00	0.00
601	Interest & Sinking	23,315.60	73.79	0.00	0.00	73.79	23,389.39
895	Health Plan	94,103.26	221,730.35	(274,430.08)	131,189.11	78,489.38	172,592.64
895	Health Plan MMKT	801,997.11	1,409.98	0.00	0.00	1,409.98	803,407.09
895	Health Plan CD	209,764.02	176.00	0.00	0.00	176.00	209,940.02
895	Health Plan CDARS	648,450.25	1,006.03	0.00	(131,189.11)	(130,183.08)	518,267.17
898	MRP/DPC Clearing	3,731.75	4,056.36	(2,626.23)	0.00	1,430.13	5,161.88
	District Clerk Clearing	24,666.99	23,627.02	(25,995.99)	0.00	(2,368.97)	22,298.02
	JP1 Clearing	21,301.04	18,567.06	(23,125.60)	0.00	(4,558.54)	16,742.50
	JP2 Clearing	7,521.80	10,823.50	(8,002.30)	0.00	2,821.20	10,343.00
	JP3 Clearing	10,235.75	14,340.00	(11,890.25)	0.00	2,449.75	12,685.50
	JP4 Clearing	5,008.90	10,196.50	(8,327.90)	0.00	1,868.60	6,877.50
	RV Clearing	0.00	0.00	0.00	0.00	0.00	0.00
	Treasurer's Credit Card	30.00	128.00	(158.00)	0.00	(30.00)	0.00
999	USVSWMD Payroll Clearing	0.00	0.00	0.00	50,000.00	50,000.00	50,000.00
999	USVSWMD CD TCEQ Restricted	12,776.94	10.50	0.00	0.00	10.50	12,787.44
	<b>TOTAL BANKTEXAS - NON POOLED CASH ACCOUNTS</b>	<b>\$ 1,893,871.26</b>	<b>\$ 306,166.97</b>	<b>\$ (354,756.35)</b>	<b>\$ 50,000.00</b>	<b>\$ 1,410.62</b>	<b>\$ 1,895,281.88</b>
<b>TEXPOOL ACCOUNTS</b>							
601	Interest & Sinking	36,381.71	36.34	0.00	0.00	36.34	36,418.05
895	Health Plan	1,159.75	1.12	0.00	0.00	1.12	1,160.87
	<b>TOTAL TEXPOOL - NON POOLED CASH ACCOUNTS</b>	<b>\$ 37,541.46</b>	<b>\$ 37.46</b>	<b>\$ 0.00</b>	<b>\$ 0.00</b>	<b>\$ 37.46</b>	<b>\$ 37,578.92</b>
	<b>TOTAL CASH IN BANK - NON POOLED CASH ACCOUNTS</b>	<b>\$ 1,931,412.72</b>	<b>\$ 306,204.43</b>	<b>\$ (354,756.35)</b>	<b>\$ 50,000.00</b>	<b>\$ 1,448.08</b>	<b>\$ 1,932,860.80</b>
	<b>TOTAL CASH IN BANK - ALL TREASURER'S ACCOUNTS</b>	<b>\$ 26,141,952.96</b>	<b>\$ 4,578,944.48</b>	<b>\$ (3,498,583.59)</b>	<b>\$ 0.00</b>	<b>\$ 1,080,360.89</b>	<b>\$ 27,222,313.85</b>

Miscellaneous Information

Indebtedness as of 12/31/2017: \$0.00 Certificate of Obligation: None  
 RB Line of Credit-Railroad Commission \$25,000 CD Secured - Current Balance Available \$26,6406  
 Bank Texas (including CDARS and ICS) \$ 26,187,799.49  
 Non-Depository Investments 489,767.24  
 TexPool: 544,747.12  
 Bank Texas Interest Income: Interest Rate .00%-1.62% \$ 22,911.40  
 Certificates of Deposit: Interest Rates Varies 2,272.56  
 CDARS Interest Income 22,683.58  
 TexPool Interest Income: Interest Rate 1.1764% 543.68  
 Total Interest Income \$ 48,411.22 0.00

I, Becky S. Burford, County Treasurer, in and for the County of Wood, State of Texas, do hereby present the December 2017 Statement of Cash Accounts Activity, the attached Treasurer's Report of Cash Receipts and Disbursements, and the Report of Securities as true and correct statements, to the best of my knowledge, of accounts under the control of Wood County Treasurer and furthermore state that the fund balances are on deposit earning interest in accordance with the Wood County Investment Policy earning interest in accordance with the Wood County Depository Contract.

Presented, examined, and accepted at the regular term of Commissioners Court on this the 23rd day of March 2018.

*Becky S. Burford*  
 \_\_\_\_\_  
 Becky S. Burford, Wood County Treasurer

*Bryan Jeanes*  
 \_\_\_\_\_  
 Bryan Jeanes, County Judge

*Virgil Holland, Jr.*  
 \_\_\_\_\_  
 Virgil Holland, Jr., Commissioner Precinct 1


*Jerry Gaskin*  
 \_\_\_\_\_  
 Jerry Gaskin, Commissioner Precinct 2

*Mike Simmons*  
 \_\_\_\_\_  
 Mike Simmons, Commissioner Precinct 3

*Russell Ackler*  
 \_\_\_\_\_  
 Russell Ackler, Commissioner Precinct 4

*Teri Sellars*  
 \_\_\_\_\_  
 Teri Sellars, Auditor

TEST: *Kelley Price*  
 \_\_\_\_\_  
 Kelley Price, County Clerk



**WOOD COUNTY, TEXAS  
 RECAP OF FUNDS BY BANK ACCOUNTS  
 FOR THE MONTH ENDING DECEMBER 31, 2017**

Fund	Beginning Cash Balance	M-T-D Receipts	M-T-D Disbursements	Transfers	Ending Balance	BankTexas Quitman	-----Allocation of Cash-----			Total Cash
							BankTexas CDARS	Non-Depository Banks	TexPool	
200 Road & Bridge CD Restricted	\$ 26,618.64	\$21.88	\$0.00	\$0.00	\$26,640.52	\$26,640.52	\$0.00	\$0.00	\$0.00	\$26,640.52
233 Sheriff Forfeiture Fund	4,349.21	0.00	(200.00)	0.00	4,149.21	\$4,149.21				\$4,149.21
401 Texas Comm. Dev. Program	0.00	0.00	0.00	0.00	0.00	\$0.00	0.00	0.00	0.00	0.00
601 Interest and Sinking	59,697.31	110.13	0.00	0.00	59,807.44	23,389.39	0.00	0.00	36,418.05	59,807.44
890 Pooled Funds	12,493,484.44	4,248,998.32	(3,143,827.24)	(800,006.00)	12,798,649.52	12,291,481.32	0.00	0.00	507,168.20	12,798,649.52
890 Pooled CDs	11,717,055.80	23,741.73	0.00	750,006.00	12,490,803.53	2,340,621.88	9,660,414.41	489,767.24	0.00	12,490,803.53
895 Health Plan Fund	95,263.01	221,731.47	(274,430.08)	131,189.11	173,753.51	172,592.64	0.00	0.00	1,160.87	173,753.51
895 Health Plan Fund MMKT	801,997.11	1,409.98	0.00	0.00	803,407.09	803,407.09	0.00	0.00	0.00	803,407.09
895 Health Plan CDs	858,214.27	1,182.03	0.00	(131,189.11)	728,207.19	209,940.02	518,267.17	0.00	0.00	728,207.19
898 MRP/DPC Clearing	3,731.75	4,056.36	(2,626.23)	0.00	5,161.88	5,161.88	0.00	0.00	0.00	5,161.88
District Clerk Clearing	24,666.99	23,627.02	(25,995.99)	0.00	22,298.02	22,298.02	0.00	0.00	0.00	22,298.02
JP1 Clearing	21,301.04	18,567.06	(23,125.60)	0.00	16,742.50	16,742.50	0.00	0.00	0.00	16,742.50
JP2 Clearing	7,521.80	10,823.50	(8,002.30)	0.00	10,343.00	10,343.00	0.00	0.00	0.00	10,343.00
JP3 Clearing	10,235.75	14,340.00	(11,890.25)	0.00	12,685.50	12,685.50	0.00	0.00	0.00	12,685.50
JP4 Clearing	5,008.90	10,196.50	(8,327.90)	0.00	6,877.50	6,877.50	0.00	0.00	0.00	6,877.50
RV Park Clearing	0.00	0.00	0.00	0.00	0.00	0.00	0.00	0.00	0.00	0.00
Treasurer's Credit Card	30.00	128.00	(158.00)	0.00	0.00	0.00	0.00	0.00	0.00	0.00
999 USVSWMD Payroll Clearing	0.00	0.00	0.00	50,000.00	50,000.00	50,000.00	0.00	0.00	0.00	50,000.00
999 USVSWMD CD Restricted*	12,776.94	10.50	0.00	0.00	12,787.44	12,787.44	0.00	0.00	0.00	12,787.44
<b>Grand Total</b>	<b>\$ 26,141,952.96</b>	<b>\$ 4,578,944.48</b>	<b>\$ (3,498,583.59)</b>	<b>\$ -</b>	<b>\$ 27,222,313.85</b>	<b>\$ 16,009,117.91</b>	<b>\$ 10,178,681.58</b>	<b>\$ 489,767.24</b>	<b>\$ 544,747.12</b>	<b>\$ 27,222,313.85</b>

\*Non-County Funds

COUNTY CLERK, WOOD COUNTY, TEXAS  
 2018 MAR 23 AM 10:40  
 FUND REPORT

**WOOD COUNTY, TEXAS  
COMBINED STATEMENT OF CASH ACCOUNTS ACTIVITY  
FOR THE YEAR-TO-DATE THROUGH DECEMBER 31, 2017**

FUND CODE	FUND NAME	PRIOR-MONTH		REVISED	TRANSFER			Net Change	CASH BALANCE 12/31/2017
		CASH BALANCE 10/01/2017	RECLASSES	CASH BALANCE 10/01/2017	IN/(OUT)	DISBURSEMENTS	RECEIPTS		
<b>BUDGETED FUNDS</b>									
<b>OPERATING FUNDS</b>									
100	General	\$ 17,633,503.05	\$ (5,662.22)	\$ 17,627,840.83	\$ 4,915,265.13	\$ (4,253,518.44)	\$ 25,850.52	\$ 687,597.21	\$ 18,315,438.04
200	Road and Bridge Fund	3,646,036.53	0.00	3,646,036.53	1,766,590.43	(2,187,640.72)	(66.31)	(421,116.60)	3,224,919.93
270	Tobacco Settlement Fund	78,325.85	0.00	78,325.85	0.00	0.00	0.00	0.00	78,325.85
	<b>Total Operating Funds</b>	<b>\$ 21,357,865.43</b>	<b>\$ (5,662.22)</b>	<b>\$ 21,352,203.21</b>	<b>\$ 6,681,855.56</b>	<b>\$ (6,441,159.16)</b>	<b>\$ 25,784.21</b>	<b>\$ 266,480.61</b>	<b>\$ 21,618,683.82</b>
<b>SPECIAL REVENUE FUNDS</b>									
230	CC-Records Mgmt. & Preservation	574,021.23	7,762.22	581,783.45	33,604.81	(9,010.21)	0.00	24,594.60	606,378.05
231	General Records Mgmt. & Preservation	18,411.77	0.00	18,411.77	3,295.86	(517.16)	0.00	2,778.70	21,190.47
232	CC-Records Archive Fee	577,952.24	(2,100.00)	575,852.24	32,907.58	0.00	0.00	32,907.58	608,759.82
234	Courthouse Security	53,722.26	0.00	53,722.26	6,893.56	(3,500.00)	(1,750.00)	1,643.56	55,365.82
235	Hotel and Motel Tax	152,448.71	0.00	152,448.71	24,704.60	(43,754.70)	(1.84)	(19,051.94)	133,396.77
236	Child Welfare	1,126.22	0.00	1,126.22	272.91	(591.61)	0.00	(318.70)	807.52
238	Crime Victims Services	4,581.76	0.00	4,581.76	61.05	0.00	0.00	61.05	4,642.81
239	Justice Count Technology	65,842.83	0.00	65,842.83	3,173.71	(2,069.88)	0.00	1,103.83	66,946.66
240	DC-Records Mgmt. & Preservation	26,868.42	0.00	26,868.42	1,138.94	(3,407.37)	0.00	(2,268.43)	24,599.99
241	JP Building Security Fee	26,734.38	0.00	26,734.38	814.35	0.00	0.00	814.35	27,548.73
242	Elections Special	40,338.56	0.00	40,338.56	8,014.33	(8,060.00)	0.00	(45.67)	40,292.89
243	Guardianship	45,290.78	0.00	45,290.78	1,270.71	0.00	0.00	1,270.71	46,561.49
244	CC-Technology	5,097.92	0.00	5,097.92	322.25	0.00	0.00	322.25	5,420.17
245	DC-Technology	10,265.88	0.00	10,265.88	945.52	0.00	0.00	945.52	11,211.40
246	DC-Records Archive Fee	39,317.12	0.00	39,317.12	1,927.46	0.00	0.00	1,927.46	41,244.58
247	DC-CT Records Preservation	27,623.34	0.00	27,623.34	678.11	0.00	0.00	678.11	28,301.45
260	Law Library	26,112.93	0.00	26,112.93	4,798.61	(742.24)	0.00	4,056.37	30,169.30
305	Constable Forfeiture	2,166.87	0.00	2,166.87	9.89	0.00	0.00	9.89	2,176.76
	<b>Total Special Revenue Funds</b>	<b>\$ 1,697,923.22</b>	<b>\$ 5,662.22</b>	<b>\$ 1,703,585.44</b>	<b>\$ 124,834.25</b>	<b>\$ (71,653.17)</b>	<b>(\$1,751.84)</b>	<b>\$ 51,429.24</b>	<b>\$ 1,755,014.68</b>
<b>OTHER FUNDS</b>									
250	Right of Way	823,642.76	0.00	823,642.76	3,834.43	0.00	0.00	3,834.43	827,477.19
281	Community Supervision & Corr.	392,751.14	0.00	392,751.14	141,075.19	(123,871.56)	0.00	17,203.63	409,954.77
290	Juvenile Probation Department	(12,323.38)	0.00	(12,323.38)	107,673.00	(71,265.91)	0.00	36,407.09	24,083.71
892	Historical Commission	51,692.62	0.00	51,692.62	299.17	(3,961.38)	0.00	(3,662.21)	48,030.41
	<b>Total Other Funds</b>	<b>\$ 1,255,763.14</b>	<b>\$ -</b>	<b>\$ 1,255,763.14</b>	<b>\$ 252,881.79</b>	<b>\$ (199,098.85)</b>	<b>\$ -</b>	<b>\$ 53,782.94</b>	<b>\$ 1,309,546.08</b>
	<b>TOTAL BUDGETED FUNDS</b>	<b>\$ 24,311,551.79</b>	<b>\$ -</b>	<b>\$ 24,311,551.79</b>	<b>\$ 7,059,571.60</b>	<b>\$ (6,711,911.18)</b>	<b>\$ 24,032.37</b>	<b>\$ 371,692.79</b>	<b>\$ 24,683,244.58</b>
<b>NON-BUDGETED AND NON-COUNTY FUNDS</b>									
880	Treasurer's State Fees	107,056.09	0.00	107,056.09	107,061.97	(131,198.05)	(15,006.21)	(39,142.29)	67,913.80
891	Payroll Fund	321,960.47	0.00	321,960.47	0.00	(321,960.47)	0.00	(321,960.47)	0.00
999	Upper Sabine Valley Waste Mgmt	645,776.17	0.00	645,776.17	158,021.83	(259,955.33)	(5,548.00)	(107,481.50)	538,294.67
	<b>TOTAL NON-BUDGETED FUNDS</b>	<b>\$ 1,074,792.73</b>	<b>\$ -</b>	<b>\$ 1,074,792.73</b>	<b>\$ 265,083.80</b>	<b>\$ (713,113.85)</b>	<b>\$ (20,554.21)</b>	<b>\$ (468,584.26)</b>	<b>\$ 606,208.47</b>
	<b>TOTAL CASH IN POOLED ACCOUNTS</b>	<b>\$ 25,386,344.52</b>	<b>\$ -</b>	<b>\$ 25,386,344.52</b>	<b>\$ 7,324,655.40</b>	<b>\$ (7,425,025.03)</b>	<b>\$ 3,478.16</b>	<b>\$ (96,891.47)</b>	<b>\$ 25,289,453.05</b>
<b>CASH IN BANK - POOLED CASH ACCOUNTS</b>									
890	AP Pooled Cash	1,595,582.22		1,595,582.22	5,178.07	(3,753,511.20)	3,485,000.00	(263,333.13)	1,332,249.09
890	Payroll Pooled Cash	1,423,668.97		1,423,668.97	4,660.51	(3,615,225.83)	3,320,000.00	(290,565.32)	1,133,103.65
890	Deposits Pooled Cash	9,375,364.68		9,375,364.68	7,263,494.27	0.00	(6,818,390.37)	445,103.90	9,820,468.58
890	CD Investments	2,334,394.77		2,334,394.77	6,227.11	0.00	0.00	6,227.11	2,340,621.88
890	CD Non-Depository	491,793.14		491,793.14	743.20	0.00	(2,769.10)	(2,025.90)	489,767.24
890	CDARS Investments	9,655,029.10		9,655,029.10	42,875.84	0.00	(37,490.53)	5,385.31	9,660,414.41
890	TexPool Pooled Investments	505,781.64		505,781.64	1,386.56	0.00	0.00	1,386.56	507,168.20
890	Jury Pooled Cash	4,730.00		4,730.00	0.00	(2,720.00)	3,650.00	930.00	5,660.00
	<b>TOTAL CASH IN BANK - POOLED CASH ACCOUNTS</b>	<b>\$ 25,386,344.52</b>	<b>\$ -</b>	<b>\$ 25,386,344.52</b>	<b>\$ 7,324,565.56</b>	<b>\$ (7,371,457.03)</b>	<b>(\$50,000.00)</b>	<b>\$ (96,891.47)</b>	<b>\$ 25,289,453.05</b>
									0.00


2018 MAR 23  
 COUNTY CLERK, WOOD COUNTY, TEXAS  
 MAIL ROOM  
 MAIL ROOM


FUND CODE	FUND NAME	CASH BALANCE 10/01/2017	RECLASSES	CASH BALANCE 11/30/2017	RECEIPTS	DISBURSEMENTS	TRANSFER IN/(OUT)	Net Change	CASH BALANCE 12/31/2017
<b>CASH IN BANK - NON POOLED CASH ACCOUNTS - NON-BUDGE</b>									
<b>BANKTEXAS ACCOUNTS</b>									
200	Road & Bridge CD RRC Restricted	\$ 26,574.21		\$ 26,574.21	\$ 66.31	\$ -	\$ -	\$ 66.31	\$ 26,640.52
233	Sheriff's Forfeiture Fund (Budgeted)	4,349.21		4,349.21	0.00	(200.00)	0.00	-200.00	4149.21
401	Grant Fund	0.00		0.00	0.00	0.00	0.00	0.00	0.00
601	Interest & Sinking	23,216.61		23,216.61	172.78	0.00	0.00	172.78	23,389.39
895	Health Plan	23,451.64		23,451.64	650,519.30	(683,925.80)	182,547.50	149,141.00	172,592.64
895	Health Plan MMKT	644,830.59		644,830.59	3,576.50	0.00	155,000.00	158,576.50	803,407.09
895	Health Plan CD	209,413.90		209,413.90	526.12	0.00	0.00	526.12	209,940.02
895	Health Plan CDARS	852,720.68		852,720.68	3,093.99	0.00	(337,547.50)	(334,453.51)	518,267.17
898	MRP/DPC Clearing	9,126.36		9,126.36	12,138.65	(16,103.13)	0.00	(3,964.48)	5,161.88
	District Clerk Clearing	28,766.90		28,766.90	80,092.62	(86,561.50)	0.00	(6,468.88)	22,298.02
	JP1 Clearing	26,844.90		26,844.90	59,942.75	(70,045.15)	0.00	(10,102.40)	16,742.50
	JP2 Clearing	11,739.70		11,739.70	30,566.50	(31,963.20)	0.00	(1,396.70)	10,343.00
	JP3 Clearing	11,294.50		11,294.50	38,332.25	(36,941.25)	0.00	1,391.00	12,685.50
	JP4 Clearing	5,092.00		5,092.00	26,535.40	(24,749.90)	0.00	1,785.50	6,877.50
	RV Clearing	0.00		0.00	0.00	0.00	0.00	0.00	0.00
	Treasurer's Credit Card	0.00		0.00	213.00	(213.00)	0.00	0.00	0.00
999	USVSWMD Payroll Clearing	0.00		0.00	0.00	0.00	50,000.00	50,000.00	50,000.00
999	USVSWMD CD TCEQ Restricted	12,755.62		12,755.62	31.82	0.00	0.00	31.82	12,787.44
<b>TOTAL BANKTEXAS - NON POOLED CASH ACCOUNTS</b>		<b>\$ 1,890,176.82</b>	<b>\$ -</b>	<b>\$ 1,890,176.82</b>	<b>\$ 905,807.99</b>	<b>\$ (950,702.93)</b>	<b>\$50,000.00</b>	<b>\$ 5,105.06</b>	<b>\$ 1,895,281.88</b>
<b>TEXPOOL ACCOUNTS</b>									
601	Interest & Sinking	36,318.52		36,318.52	99.53	0.00	0.00	99.53	36,418.05
895	Health Plan	1,157.92		1,157.92	2.95	0.00	0.00	2.95	1,160.87
<b>TOTAL TEXPOOL - NON POOLED CASH ACCOUNTS</b>		<b>\$ 37,476.44</b>	<b>\$ -</b>	<b>\$ 37,476.44</b>	<b>\$ 102.48</b>	<b>\$0.00</b>	<b>\$0.00</b>	<b>\$ 102.48</b>	<b>\$ 37,578.92</b>
<b>TOTAL CASH IN BANK - NON POOLED CASH ACCOUNTS</b>		<b>\$ 1,927,653.26</b>	<b>\$ -</b>	<b>\$ 1,927,653.26</b>	<b>\$ 905,910.47</b>	<b>\$ (950,702.93)</b>	<b>\$50,000.00</b>	<b>\$ 5,207.54</b>	<b>\$ 1,932,860.80</b>
<b>TOTAL CASH IN BANK - ALL TREASURER'S ACCOUNTS</b>		<b>\$ 27,313,997.78</b>	<b>\$ -</b>	<b>\$ 27,313,997.78</b>	<b>\$ 8,230,476.03</b>	<b>\$ (8,322,159.96)</b>	<b>(\$0.00)</b>	<b>(\$1,683.93)</b>	<b>\$ 27,222,313.85</b>


Miscellaneous Information 0.00  
 Indebtedness as of 12/31/2017: \$0.00 Certificate of Obligation: None  
 RB Line of Credit-Railroad Commission \$25,000 CD Secured - Current Balance Available \$26,640  
 Bank Texas (including CDARS and ICS) Cash Balance \$ 26,187,799.49  
 Non-Depository Investments Cash Balance 489,767.24  
 TexPool: Cash Balance 544,747.12  
 Bank Texas Interest Income: \$ 63,338.83  
 Certificates of Deposit: 7,594.36  
 CDARS Interest Income: 45,973.83  
 TexPool Interest Income: 1,489.04  
 Total Interest Income \$ 118,396.06 0.00


I, Becky S. Burford, County Treasurer, in and for the County of Wood, State of Texas, do hereby present the December 2017 Statement of Cash Accounts Activity, the attached Treasurer's Report of Cash Receipts and Disbursements, and the Report of Securities as true and correct statements, to the best of my knowledge, of accounts under the control of Wood County Treasurer and furthermore state that the fund balances are on deposit earning interest in accordance with the Wood County Investment Policy assuming interest in accordance with the Wood County Depository Contract.


Presented, examined, and accepted at the regular term of Commissioners Court on this the 23rd day of March 2018.


  
 \_\_\_\_\_  
 Becky S. Burford, Wood County Treasurer


  
 \_\_\_\_\_  
 Bryan Jeanes, County Judge


  
 \_\_\_\_\_  
 Virgil Holland, Jr. Commissioner Precinct 1


  
 \_\_\_\_\_  
 Jerry Gashill, Commissioner Precinct 2

  
 \_\_\_\_\_  
 Mike Simmons, Commissioner Precinct 3

  
 \_\_\_\_\_  
 Russell Acker, Commissioner Precinct 4

  
 \_\_\_\_\_  
 Jerry Sellers, Auditor

  
 \_\_\_\_\_  
 Kelley Price, County Clerk



**WOOD COUNTY, TEXAS**  
**RECAP OF FUNDS BY BANK ACCOUNTS**  
**FOR THE YEAR-TO-DATE ENDING December 31, 2017**

Fund	Beginning Cash Balance	M-T-D Receipts	M-T-D Disbursements	Transfers	Ending Balance	BankTexas Quitman	-----Allocation of Cash-----			Total Cash
							BankTexas CDARS	Non-Depository Banks	TexPool	
200 Road & Bridge CD Restricted	\$ 26,574.21	\$66.31	\$0.00	\$0.00	\$26,640.52	\$26,640.52	\$0.00	\$0.00	\$0.00	\$26,640.52
233 Sheriff Forfeiture Fund	4,349.21	0.00	(200.00)	0.00	4,149.21	4,149.21	-	-	-	\$4,149.21
401 Texas Comm. Dev. Program	0.00	0.00	0.00	0.00	0.00	-	-	-	-	0.00
601 Interest and Sinking	59,535.13	272.31	0.00	0.00	59,807.44	23,389.39	-	-	36,418.05	59,807.44
890 Pooled Funds	12,905,127.51	7,274,719.41	(7,371,457.03)	(9,740.37)	12,798,649.52	12,291,481.32	-	-	507,168.20	12,798,649.52
890 Pooled CDs	12,481,217.01	49,846.15	0.00	(40,259.63)	12,490,803.53	2,340,621.88	9,660,414.41	489,767.24	-	12,490,803.53
895 Health Plan Fund	24,609.56	650,522.25	(683,925.80)	182,547.50	173,753.51	172,592.64	-	-	1,160.87	173,753.51
895 Health Plan Fund MMKT	644,830.59	3,576.50	0.00	155,000.00	803,407.09	803,407.09	-	-	-	803,407.09
895 Health Plan CDs	1,062,134.58	3,620.11	0.00	(337,547.50)	728,207.19	209,940.02	518,267.17	728,207.19	-	728,207.19
898 MRP/DPC Clearing	9,126.36	12,138.65	(16,103.13)	0.00	5,161.88	5,161.88	-	-	-	5,161.88
District Clerk Clearing	28,766.90	80,092.62	(86,561.50)	0.00	22,298.02	22,298.02	-	-	-	22,298.02
JP1 Clearing	26,844.90	59,942.75	(70,045.15)	0.00	16,742.50	16,742.50	-	-	-	16,742.50
JP2 Clearing	11,739.70	30,566.50	(31,963.20)	0.00	10,343.00	10,343.00	-	-	-	10,343.00
JP3 Clearing	11,294.50	38,332.25	(36,941.25)	0.00	12,685.50	12,685.50	-	-	-	12,685.50
JP4 Clearing	5,092.00	26,535.40	(24,749.90)	0.00	6,877.50	6,877.50	-	-	-	6,877.50
RV Park Clearing	0.00	0.00	0.00	0.00	0.00	-	-	-	-	0.00
Treasurer's Credit Card	0.00	213.00	(213.00)	0.00	0.00	-	-	-	-	0.00
999 USVSWMD Payroll Clearing	0.00	0.00	0.00	50,000.00	50,000.00	50,000.00	-	-	-	50,000.00
999 USVSWMD CD Restricted*	12,755.62	31.82	0.00	0.00	12,787.44	12,787.44	-	-	-	12,787.44
<b>Grand Total</b>	<b>\$ 27,313,997.78</b>	<b>\$ 8,230,476.03</b>	<b>\$ (8,322,159.96)</b>	<b>\$ -</b>	<b>\$ 27,222,313.85</b>	<b>\$ 16,009,117.91</b>	<b>\$ 10,178,681.58</b>	<b>\$ 489,767.24</b>	<b>\$ 544,747.12</b>	<b>\$ 27,222,313.85</b>

\*Non-County Funds

2018 MAR 23 AM 10:40  
 WOOD COUNTY CLERK  
 WOOD COUNTY, TEXAS

**SECURITIES PLEDGED TO WOOD COUNTY, TEXAS**  
**Report as of December 31, 2017**

ID	Pledge Date	Description	CUSIP	Maturity Date	Current Par	Market Value 30-Nov-17	Market Value 31-Dec-17
	02/07/2013	Waco TX ISD	929845RP2	8/15/19	145,000	149,492	148,885
	12/30/2014	Mineola, TX	602771JG3	9/1/19	165,000	173,387	172,527
	02/07/2013	Anahuac TX ISD	032645CZ4	2/15/20	100,000	107,355	106,585
	02/07/2013	Angelina Cnty TX	034717KW7	2/15/20	155,000	156,944	156,102
	02/07/2013	Arlington TX ISD	041826XC7	2/15/20	100,000	103,498	103,003
	12/30/2014	Diboll CTFS OBLIGA	252867KU9	2/15/20	80,000	81,401	80,952
	02/07/2013	Ector TX ISD	279272CQ9	2/15/20	110,000	113,875	113,193
	02/07/2013	Jasper TX ISD	471844HP8	2/15/20	105,000	111,189	110,416
	12/30/2014	Ennis CTFS OBLIG	293425VN1	8/1/20	100,000	103,466	102,798
	02/01/2013	Sanger TX	800876DH4	8/1/20	100,000	104,221	103,845
	01/05/2015	Beeville-CTFS	077131JG6	8/15/20	70,000	70,972	70,568
	02/06/2013	Keller TX	487684U91	8/15/20	140,000	140,244	140,211
	02/01/2013	Lone Oak TX ISD	542218GA4	8/15/20	195,000	197,709	196,583
	12/31/2014	Sulphur Springs-Ref TX	865525QZ5	9/1/20	180,000	182,279	181,190
	12/31/2014	Upton CO-Ref TX	916813AY4	2/1/21	100,000	102,839	102,071
	12/31/2014	Arlington ISD Bldg	041826XP8	2/5/21	150,000	158,635	157,641
	12/31/2014	El Campo ISD	282783FP9	2/15/21	175,000	184,100	182,950
	02/06/2013	Jasper TX ISD	471844HQ6	2/15/21	105,000	114,011	113,224
	02/09/2013	Ferris TX	31569CT3	3/1/21	105,000	108,661	108,214
	12/31/2014	Caldwell Cnty	129006FH0	8/1/21	60,000	61,879	61,597
	12/31/2014	Beeville-CTFS	077131JH4	8/15/21	70,000	72,540	72,088
	12/31/2014	Krum TX	501080DZ5	8/15/21	100,000	109,322	108,537
	12/31/2014	Celina-CTFS OBLG	151141MH8	9/1/21	70,000	73,746	73,161
	02/07/2013	West Univ Place TX	956398QW4	2/1/22	100,000	106,068	105,316
	02/07/2013	Japser TX ISD	471844HR4	2/15/22	110,000	121,565	120,636
	02/07/2013	Ferris TX	315669CU0	3/1/22	110,000	113,735	113,242
	12/31/2014	Lake Jackson Wtr/SWR	510066NW9	4/15/23	100,000	104,552	103,772
	08/03/2015	Nursery ISD SC	67058DBK6	8/15/23	160,000	171,646	170,616
	12/31/2014	Washington Jr. Clg	938688TG3	10/1/23	100,000	106,885	106,437
	12/31/2014	Watauga-CTFS	941097PA9	2/1/24	100,000	105,679	104,863
	12/31/2014	Belton ISD	081077WG0	2/15/24	100,000	102,908	102,305
		NeTX Cmnty Glg	6643788EE5	4/1/24	175,000	188,995	188,043
	12/31/2014	Beeville-CTFS	077131JM3	8/15/25	155,000	168,674	167,741
	12/31/2014	Watauga-CTFS	941097PE1	2/1/28	105,000	110,307	109,877
	05/31/2017	Wylie-Ref Tx	983064TW6	2/15/29	625,000	658,350	656,463
	07/01/2016	Bowie ISD	102529HM9	8/15/30	405,000	422,747	421,982
	05/31/2017	Arlington ISD TX	41826B49	2/15/34	310,000	325,320	324,954
	04/28/2017	Arlington ISD Bldg	41826S90	02/15/2035	415,000	447,096	444,274
		Richardson ISD-BLDG	763261W26	02/15/2036	2,000,000	0	2,336,020
		Austin ISD	052430PT6	08/01/2037	1,115,000	1,310,560	1,311,775
		Trinity River-Ref TX	89658JVM9	08/01/2037	1,100,000	1,304,127	1,303,676
					<b>\$9,965,000</b>	<b>\$8,650,979</b>	<b>\$10,958,333</b>

**Total BankTexas Account Balances as of report date:**

7,615,712      11,418,341


113.59%      95.97%

NOTE: FDIC insurance coverage is in addition to listed securities.

**WOOD COUNTY, TEXAS**  
**INVESTMENT ACTIVITY FOR DECEMBER 31, 2017**

12/31/2017														
CD ID	Description	Bank	Acct	Maturity Date	Original Principal	WAM Index	Prior Balance			Current Balance	This Month's	Accumulated		
							11/30/2017	Purchases/Deposits	Interest Credited				Withdrawals	12/31/2017
16	*7485 DPC 12 MONTH	BTH	DPC	11/10/2018	\$ 500,000.00	\$ 157,000,000.00	\$ 524,074.55		\$ 430.75	\$ 524,505.30	\$ 330.51	\$ 330.51		
17	*7507 DPC 12 MONTH	BTH	DPC	11/10/2018	250,000.00	\$ 78,500,000.00	262,037.27		215.37	262,252.64	165.25	165.25		
18	*7523 HP 12 MONTH	BTH	HP	11/10/2018	75,000.00	\$ 23,550,000.00	78,611.13		64.61	78,675.74	49.57	49.57		
58	*182 DPC 365 DAY	CNB	DPC	10/15/2018	124,200.00	\$ 35,769,600.00	123,500.00		0.00	123,500.00	128.41	311.33		
59	*183 DPC 365 DAY	CNB	DPC	10/15/2018	124,200.00	\$ 35,769,600.00	123,500.00		0.00	123,500.00	128.41	311.33		
60	*884 DPC 365 DAY	FNBW	DPC	10/16/2018	117,500.00	\$ 33,957,500.00	121,383.62		0.00	121,383.62	84.35	283.06		
61	*885 DPC 365 DAY	FNBW	DPC	10/16/2018	117,500.00	\$ 33,957,500.00	121,383.62		0.00	121,383.62	84.35	283.06		
96	*4149 365 DAY	BTH	DPC	12/31/2018	500,000.00	\$ 182,500,000.00	514,325.10		436.82	514,761.92	28.20	28.20		
97	*4160 365 DAY	BTH	HP	12/31/2018	127,500.00	\$ 46,537,500.00	131,152.89		111.39	131,264.28	7.19	7.19		
123	CD 24 month	BTH	DPC	08/13/2018	500,000.00	\$ 112,500,000.00	519,060.39		490.62	519,551.01	327.38	327.38		
124	CD 24 month	BTH	DPC	08/13/2018	500,000.00	\$ 112,500,000.00	519,060.39		490.62	519,551.01	327.38	327.38		
167H	CDARS 30 Month	BTH	DPC	05/24/2018	515,000.00	\$ 74,160,000.00	529,889.10		959.42	530,848.52	0.00	0.00		
170	CDARS 104 Week	BTH	DPC	01/11/2018	405,500.00	\$ 4,460,500.00	413,204.40		351.09	413,555.49	0.00	0.00		
171G	CDARS 30 Month	BTH	DPC	07/19/2018	620,000.00	\$ 124,000,000.00	637,635.14		1,089.41	638,724.55	0.00	0.00		
172G	CDARS 30 Month	BTH	DPC	07/19/2018	260,000.00	\$ 52,000,000.00	267,395.34		456.85	267,852.19	0.00	0.00		
173G	CDARS 30 Month	BTH	DPC	07/26/2018	415,000.00	\$ 85,905,000.00	426,639.65		728.92	427,368.57	0.00	0.00		
174G	CDARS 30 Month	BTH	DPC	07/26/2018	415,001.00	\$ 85,905,207.00	426,640.65		728.93	427,369.58	0.00	0.00		
175G	CDARS 30 Month	BTH	DPC	07/26/2018	415,002.00	\$ 85,905,414.00	426,641.73		728.93	427,370.66	0.00	0.00		
179F & 179G	CDARS 30 Month	BTH	DPC	09/06/2018	405,502.00	\$ 100,969,998.00	416,561.09		794.83	417,355.92	0.00	0.00		
181F	CDARS 30 Month	BTH	HP	09/07/2018	260,000.00	\$ 65,000,000.00	266,403.30		482.36	266,885.66	0.00	0.00		
183	CDARS 104 Week	BTH	DPC	05/03/2018	407,252.00	\$ 50,091,996.00	413,718.30		351.53	414,069.83	0.00	0.00		
194D & 194E	CDARS 30 Month	BTH	DPC	03/21/2019	405,504.00	\$ 180,449,280.00	411,882.24		1,986.62	413,868.86	289.45	289.45		
195A	CDARS 13 Month	BTH	HP	12/22/2017		\$ -	131,106.65		82.46	0.00	0.00	0.00		
196A & 196B	CDARS 30 Month	BTH	DPC	12/12/2019	750,000.00	\$ 533,250,000.00	753,504.72		3,634.35	757,139.07	886.70	886.70		
197A & 197B	CDARS 30 Month	BTH	DPC	12/12/2019	750,001.00	\$ 533,250,711.00	753,505.72		3,634.35	757,140.07	886.71	886.71		
198A	CDARS 30 Month	BTH	DPC	02/06/2020	750,001.00	\$ 575,250,767.00	754,588.61		1,366.26	755,954.87	0.00	0.00		
198-2A	CDARS 30 Month	BTH	DPC	03/19/2020	750,003.00	\$ 606,752,427.00	752,823.95		1,323.61	754,147.56	0.00	0.00		
199	CDARS 30 Month	BTH	DPC	03/19/2020	750,004.00	\$ 606,753,236.00	752,824.94		1,323.62	754,148.56	0.00	0.00		
200	CDARS 30 Month	BTH	HP	03/19/2020	250,000.00	\$ 202,250,000.00	250,940.30		441.21	251,381.51	0.00	0.00		
201	CDARS 30 Month	BTH	DPC	04/30/2020	750,005.00	\$ 638,254,255.00	751,275.28		1,360.28	752,635.56	0.00	0.00		
202	CDARS 30 Month	BTH	DPC	06/11/2020	750,006.00	\$ 669,755,358.00	0.00	750,006.00	858.55	750,864.55	0.00	0.00		
Restricted	RB CD *1703 RRC	BTH*	DPC	03/26/2018	25,000.00	\$ 2,125,000.00	26,618.64		22.59	26,641.23	3.64	3.64		
Restricted	USV CD *1639 TCEQ	BTH*	DPC	03/25/2018	12,000.00	\$ 1,008,000.00	12,776.94		10.84	12,787.78	2.10	2.10		
<b>Total CDs</b>					\$ 12,996,681.00	\$ 6,130,038,849.00	\$ 12,614,665.65	\$ 750,006.00	\$ 24,957.19	\$ (131,189.11)	\$ 13,258,439.73	\$ 3,709.60	\$ 4,472.86	
<b>TEXPOOL</b>					WAM	472			0.00	0.00				
Deposit Pooled Cash		TxP	DPC			507,168.20	\$ 506,661.98	\$ -	\$ 506.22	\$ -	\$ 507,168.20	n/a	n/a	
Interest & Sinking		TxP	I&S			36,418.05	36,381.71		36.34		36,418.05	n/a	n/a	
Health Plan		TxP	HP			1,160.87	1,159.75		1.12		1,160.87	n/a	n/a	
<b>Total Pools</b>						544,747.12	\$ 544,203.44	\$ -	\$ 543.68	\$ -	\$ 544,747.12			
<b>Money Market Account</b>														
Deposit Pooled Account		BTH	DPC			626,447.14	626,260.89		1,447.14	(1,260.89)	626,447.14			
Health Plan Account		BTH	HP			803,407.09	801,997.11	0.00	1,409.98	0.00	803,407.09	n/a	n/a	
<b>Total Money Market Accounts</b>						1,429,854.23	1,368,912.78	0.00	2,857.12	(1,260.89)	1,429,854.23			
<b>Insured Cash Sweeps Accounts</b>														
Deposit Pooled Cash		BTH*	Daily	n/a			\$ 8,251,342.95	\$ 2,294,842.85	\$ 15,824.12	\$ (2,841,888.62)	\$ 7,720,121.30	n/a	n/a	
Accounts Payable Cash		BTH*	Daily	n/a			1,507,031.70	1,063,195.93	2,199.36	(797,136.36)	1,775,290.63	n/a	n/a	
Payroll Cash		BTH*	Daily	n/a			1,511,351.32	1,216,022.44	1,751.28	(1,029,866.26)	1,699,258.78	n/a	n/a	
Health Plan		BTH*	Daily	n/a			112,408.52	301,362.55	247.39	(201,211.10)	212,807.36	n/a	n/a	
<b>Total Sweeps</b>							\$ 11,382,134.49	\$ 4,875,423.77	\$ 20,022.15	\$ (4,870,102.34)	\$ 11,407,478.07			
<b>Total Investments</b>					Total WAM days	453	6,132,013,450.35	\$ 25,909,916.36	\$ 5,625,429.77	\$ 48,380.14	\$ (5,002,552.34)	\$ 26,640,519.15	\$ 3,709.60	\$ 4,472.86
							452.85							



										Investments By Type		
										BT - Traditional CD	\$ 2,550,561.90	9.57%
										BT - CDARS	10,178,681.58	38.21%
										Non-Depository CD	489,767.24	1.84%
										BT-Restricted CD	39,429.01	0.15%
										BT-ICS *	11,407,478.07	42.82%
										Money Market Accts	1,429,854.23	5.37%
										Pools	544,747.12	2.04%
										Total	\$ 26,640,519.15	100.00%
											0.00	
										* Does not include in-transit items which can be either positive or negative.		
Note	BT* - BankTexas is the county's placement bank for both CDARS and ICS accounts into other FDIC covered banks. For bank details use Supplement Investment Schedule.											
	I hereby submit the above report in addition to attached Supplement Investment Schedule as the written report of investment transactions for all invested funds held by Wood County Treasurer for period shown above and certify that these investments are in compliance with the local investment policy and Public Funds Investment Act.											
	 Becky S. Burford, Wood County Treasurer Wood County Investment Officer											

**WOOD COUNTY, TEXAS**  
**Supplement Investment Schedule**  
**Summary of FDIC-Insured Institutions**  
**Outside of Depository Bank**

12/31/2017

Bank	Location	Balance	Reference	Recap By Type	Totals
City National Bank	Quitman, TX	\$ 247,000.00	CD 58& 59	Local CD	\$ 489,767.24
First National Bank-Winnsboro, T	Winnsboro, TX	242,767.24	CD 60& 61	Insured Cash Sweeps	11,407,478.07
Kanza Bank	Kingman, KS	41,099.20	CDARS#167H	CDARS	10,178,681.58
Main Street Bank	Marlborough, MA	174,047.04	CDARS#167H		\$ 22,075,928.89
MVB Bank, Inc	Fairmont, WV	248,049.43	CDARS#167H		
SussexBank	Franklin, NJ	67,652.85	CDARS#167H		
Bank of Blue Valley	Overland Park, KS	50,993.29	CDARS#170		
Business First Bank	Baton Rouge, LA	42,306.54	CDARS#170		
Landmark Bank, National Associat	Columbia, MO	217,741.29	CDARS#170		
WashingtonFirst Bank	Reston, VA	102,514.37	CDARS#170		
Gorham Savings Bank	Gorham, ME	50,204.17	CDARS#171G		
Israel Discount Bank of New York	New York City, NY	124,040.00	CDARS#171G		
Landmark Bank, National Associat	Columbia, MO	12,048.99	CDARS#171G		
Lincoln Savings Bank	Cedar Falls, IA	223,262.38	CDARS#171G		
Xenith Bank	Norfolk, VA	229,169.01	CDARS#171G		
Franklin Synergy Bank	Franklin, TN	248,510.60	CDARS#172G		
Xenith Bank	Norfolk, VA	19,341.59	CDARS#172G		
First National Bank	Damariscotta, ME	164,157.58	CDARS#173G		
Gorham Savings Bank	Gorham, ME	189,099.60	CDARS#173G		
Main Street Bank	Marlborough, MA	74,111.39	CDARS#173G		
Howard Bank	Ellicott City, MD	248,414.83	CDARS#174G		
Signature Bank	New York, NY	178,954.75	CDARS#174G		
First National Bank	Damariscotta, ME	84,257.25	CDARS#175G		
Fortress Bank	Peoria, IL	248,414.83	CDARS#175G		
Lincoln Savings Bank	Cedar Falls, IA	25,238.50	CDARS#175G		
Signature Bank	New York, NY	69,460.08	CDARS#175G		
Northern Bank & Trust Company	Woburn, MA	169,462.33	CDARS#179G		
United Bank	Fairfax, VA	247,893.59	CDARS#179G		
Associated Bank, N.A.	Green Bay, WI	93,788.66	CDARS#181F		
First Interstate Bank	Billings, MT	173,097.00	CDARS#181F		
BankFirst	Norfolk, NE	95,325.58	CDARS#183		
Citizens Savings Bank and Trust C	Nashville, TX	77,268.26	CDARS#183		
First Western Trust Bank	Denver, CO	241,475.99	CDARS#183		
Columbus Bank & Tr Co	Columbus, NE	162,316.64	CDARS#194E		
Crestmark Bank	Troy, MI	232,672.70	CDARS#194E		
Parke Bank	Sewell, NJ	18,879.52	CDARS#194E		
BCB Community Bank	Bayonne, NJ	247,500.00	CDARS#196B		
Mabrey Bank	Bixby, OK	32,129.01	CDARS#196B		
Mission Bank	Bakersfield, CA	244,650.13	CDARS#196B		
Pathfinder Bank	Oswego, NY	232,859.93	CDARS#196B		
Bank of Hope	Loas Angeles, CA	247,500.00	CDARS#197B		
Pathfinder Bank	Oswego, NY	14,640.07	CDARS#197B		
United Community Bank	Perham, MN	247,500.00	CDARS#197B		
Valley National Bank	Wayne, NJ	247,500.00	CDARS#197B		
Associated Bank, N.A.	Green Bay, WI	11,154.95	CDARS#198A		
Bank SNB	Stillwater, OK	248,266.64	CDARS#198A		
Great Southern Bank	Reeds Spring, MO	248,266.64	CDARS#198A		
MainStreet Bank	Fairfax, VA	248,266.64	CDARS#198A		
First National Bank & Trust Comp	Clinton, IL	18,012.59	CDARS#198-2A		
Landmark Bank, National Associat	Columbia, MO	12,008.39	CDARS#198-2A		
Parke Bank	Sewell, NJ	228,780.38	CDARS#198-2A		
St. Louis Bank	Town and Country, MO	247,673.10	CDARS#198-2A		
Wyoming Community Bank	Riverton, WY	247,673.10	CDARS#198-2A		
Spirit Bank	Tulsa, OK	11,129.26	CDARS#199A		
The Bank of Tioga	Tioga, ND	247,673.10	CDARS#199A		
Treynor State Bank	Treynor, IA	247,673.10	CDARS#199A		
TriState Capital Bank	Pittsburgh, PA	247,673.10	CDARS#199A		
Crestmark Bank	Troy, MI	14,837.67	CDARS#200A		
Spirit Bank	Tulsa, OK	236,543.84	CDARS#200A		
Amarillo National Bank	Amarillo, TX	248,368.08	CDARS#201		
First Interstate Bank	Billings, MT	75,271.08	CDARS#201		
Premier Valley Bank	Fresno, CA	248,368.08	CDARS#201		
SussexBank	Franklin, NJ	180,628.32	CDARS#201		
InterBank	Oklahoma City, OK	247,783.32	CDARS#202		
Mabrey Bank	Bixby, OK	7,514.59	CDARS#202		
Old Second National Bank	Aurora, IL	247,783.32	CDARS#202		
TexStar National Bank	Universal City, TX	247,783.32	CDARS#202		
9846 BB&T	Winston Salem, NC	89.48	ICS-DPC		
4214 BOKF, National Association	Tulsa, OK	245,357.88	ICS-DPC		
18408 Bangor Savings Bank	Bangor, ME	286.53	ICS-DPC		
110 Bank of the Ozarks	Little Rock, AR	245,462.36	ICS-DPC		
58979 BankUnited	Miami Lakes, FL	245,462.36	ICS-DPC		
90160 Blue Hills Bank	Norwood, MA	245,067.79	ICS-DPC		
35548 BofI Federal Bank	San Diego, CA	245,059.61	ICS-DPC		
12923 Bremer Bank, National Associati	South St. Paul, MN	245462.36	ICS-DPC		
4977 Capital Bank a division of	Memphis, TN	44.75	ICS-DPC		
11241 Centennial Bank	Conway, AR	245,462.36	ICS-DPC		
34121 Community Bank, Coast	Biloxi, MS	218.66	ICS-DPC		
34742 Eagle Bank	Bethesda, MD	245,462.36	ICS-DPC		
58632 Empire National Bank	Islandia, NY	245,462.36	ICS-DPC		
27237 Enterprise Bank and Trust	Clayton, MO	245,462.36	ICS-DPC		
27408 Enterprise Bank and Trust Compa	Lowell, MA	245,462.36	ICS-DPC		
7472 FNCB	Dunmore, PA	280.16	ICS-DPC		
14712 First National Bank of Fort Pierre	Fort Pierre, SD	298.27	ICS-DPC		
5452 First National Bank of Omaha	Omaha, NE	245,462.36	ICS-DPC		

2018 MAR 23 AM 10:40  
 CREDIT ADVISORY: 0000011

WOOD COUNTY, TEXAS						
Supplement Investment Schedule						
Summary of FDIC-Insured Institutions						
Outside of Depository Bank						
12/31/2017						
Bank	Location	Balance	Reference	Recap By Type	Totals	
4977	First Tennessee Bank, NA	Memphis, TN	245,247.17	ICS-DPC		
35361	Five Star Bank	Rocklin, CA	150.59	ICS-DPC		
58564	Flushing Bank	Uniondale, NY	245,462.36	ICS-DPC		
7551	Fulton Bank, N.A.	Lancaster, PA	245,397.92	ICS-DPC		
15289	Great Western Bank	Watertown, SD	245,454.59	ICS-DPC		
10359	Happy State Bank	Happy, TX	245,448.10	ICS-DPC		
28100	Iberiabank	Lafayette, LA	245,462.36	ICS-DPC		
20989	Independence Bank	Havre, MT	109,317.12	ICS-DPC		
3076	Independent Bank	Mckinney, TX	283.48	ICS-DPC		
12874	Katahdin Trust Company	Patten ME	283.48	ICS-DPC		
20156	Kirkpatrick Bank	Edmond, OK	245,063.11	ICS-DPC		
18618	Manufacturers Bank	Los Angeles, CA	245,462.36	ICS-DPC		
8056	Merchants Bank of Indiana	Carmel IN	245,059.61	ICS-DPC		
18429	Morton Community Bank	Morton, IL	245,462.36	ICS-DPC		
32325	Mutual of Omaha Bank	Omaha, NE	283.48	ICS-DPC		
18199	Newtown Savings Bank	Newtown, CT	275.78	ICS-DPC		
28866	Oritani Bank	Township of Washingto	245,462.36	ICS-DPC		
35583	Pinnacle Bank	Nashville, TN	245,462.36	ICS-DPC		
23627	Republic Bank & Trust Company	Louisville, KY	245,462.36	ICS-DPC		
4178	Security Bank	Tulsa, OK	10.80	ICS-DPC		
3890	Simmons Bank	Pine Bluff, AR	188.05	ICS-DPC		
30337	Sterling National Bank	Montebello, NY	245,462.36	ICS-DPC		
6653	The Park National Bank	Newark, OH	245,462.36	ICS-DPC		
2711	Traditional Bank, Inc.	Mount Sterling, KY	138.15	ICS-DPC		
6548	U.S. Bank National Association	Cincinnati, OH	245,462.36	ICS-DPC		
14158	Union Bank	Morrisville, VT	242.07	ICS-DPC		
58828	Valley Republic Bank	Bakersfield, CA	402.75	ICS-DPC		
58433	Waterford Bank, N.A.	Toledo, OH	245,462.36	ICS-DPC		
15614	West Bank	West Des Moines, IA	245,462.36	ICS-DPC		
57512	Western Alliance Bank	Phoenix, AZ	245,462.36	ICS-DPC		
58479	Bank of Central Florida	Lakeland, FL	245,153.33	ICS-AP		
19506	Bank of Springfield	Springfield, IL	186.83	ICS-AP		
58823	CapStar Bank	Nashville, TN	132.81	ICS-AP		
19943	Century Bank and Trust Company	Somerville, MA	245,130.51	ICS-AP		
30895	Fidelity Bank	Wichita, KS	95,394.49	ICS-AP		
27078	Fist Bank & Trust	Sioux Falls, SD	10.87	ICS-AP		
7888	First National Bank of Pennsylvania	Greenville, PA	209.55	ICS-AP		
14650	Hills Bank and Trust Company	Hills, IA	248.90	ICS-AP		
18013	Mascoma Savings Bank	Lebanon, NH	245,121.17	ICS-AP		
3809	Peoples National Bank, N.A.	Mt. Vernon, IL	217.67	ICS-AP		
5415	Security First Bank	Lincoln, NE	245,124.04	ICS-AP		
58892	Springfield First Community Bank	Springfield, MO	245,141.37	ICS-AP		
58142	The Bank of River Oaks	Houston, TX	208,066.83	ICS-AP		
19608	The Park Bank	Madison WI	245,130.51	ICS-AP		
15465	United Southern Bank	Umatilla, FL	21.75	ICS-AP		
58479	Bank of Central Florida	Lakeland, FL	10.81	ICS-HP		
58823	CapStar Bank	Nashville, TN	212,662.69	ICS-HP		
33510	East Boston Savings Bank	Peabody, MA	122.35	ICS-HP		
	First National Bank of Pennsylvania	Greenville, PA	11.51	ICS-HP		
4214	BOKF, National Association	Tulsa, OK	76.20	ICS-PAY		
58479	Bank of Central Florida	Lakeland, FL	119.20	ICS-PAY		
19506	Bank of Springfield	Springfield, IL	245,118.48	ICS-PAY		
58823	CapStar Bank	Nashville, TN	32,502.91	ICS-PAY		
33510	East Boston Savings Bank	Peabody, MA	28.72	ICS-PAY		
30895	Fidelity Bank	Wichita, KS	149,942.82	ICS-PAY		
27078	First Bank & Trust	sioux Falls, SD	245,119.64	ICS-PAY		
7888	First National Bank of Pennsylvania	Greenville, PA	8,243.44	ICS-PAY		
14650	Hills Bank & Trust Company	Hills, IA	245,088.41	ICS-PAY		
57038	Nicolet National Bank	Green Bay, WI	245,130.51	ICS-PAY		
58892	Springfield First Community Bank	Springfield, MO	98.68	ICS-PAY		
58142	The Bank of River Oaks	Houston, TX	37,215.94	ICS-PAY		
4697	The First National Bank of Hutchin	Hutchinson, KS	245,337.31	ICS-PAY		
2711	Traditional Bank, Inc.	Mount Sterling, KY	245,236.52	ICS-PAY		
			<b>\$ 22,075,926.89</b>			