

WOOD COUNTY, TEXAS
COMBINED STATEMENT OF CASH ACCOUNTS ACTIVITY
FOR THE MONTH ENDING DECEMBER 31, 2016

FUND CODE	FUND NAME	PRIOR-MONTH		CASH BALANCE 11/30/2016	RECEIPTS	DISBURSEMENTS	TRANSFER IN/(OUT)	Net Change	CASH BALANCE 11/30/2016
		CASH BALANCE 11/30/2016	RECLASSES						
BUDGETED FUNDS									
OPERATING FUNDS									
100	General	\$ 15,529,176.16		\$ 15,529,176.16	\$ 3,223,858.38	\$ (1,661,957.65)	\$ 21.66	\$ 1,561,922.39	\$ 17,091,098.55
200	Road and Bridge Fund	3,449,726.57		3,449,726.57	1,088,673.68	(434,614.80)	(21.66)	654,037.22	4,103,763.79
270	Tobacco Settlement Fund	68,240.81		68,240.81	0.00	0.00	0.00	0.00	68,240.81
	Total Operating Funds	\$ 19,047,143.54	\$ -	\$ 19,047,143.54	\$ 4,312,532.06	\$ (2,096,572.45)	\$ -	\$ 2,215,959.61	\$ 21,263,103.15
SPECIAL REVENUE FUNDS									
230	CC-Records Mgmt. & Preservation	509,954.17		509,954.17	10,390.79	(735.62)	0.00	9,655.17	519,609.34
231	General Records Mgmt. & Preservation	24,256.40		24,256.40	994.64	(2,119.61)	0.00	(1,124.97)	23,131.43
232	CC-Records Archive Fee	490,831.42		490,831.42	10,166.90	(14,725.00)	0.00	(4,558.10)	486,273.32
234	Courthouse Security	41,274.92		41,274.92	2,352.81	0.00	0.00	2,352.81	43,627.73
235	Hotel and Motel Tax	83,347.39		83,347.39	6,744.61	(1,405.02)	0.00	5,339.59	88,686.98
236	Child Welfare	498.29		498.29	70.42	0.00	0.00	70.42	568.71
238	Crime Victims Services	4,227.33		4,227.33	3.53	0.00	0.00	3.53	4,230.86
239	Justice Count Technology	58,161.83		58,161.83	1,117.40	(1,219.01)	0.00	(101.61)	58,060.22
240	DC-Records Mgmt & Preservation	27,381.99		27,381.99	401.34	(5.00)	0.00	396.34	27,778.33
241	JP Building Security Fee	23,635.41		23,635.41	287.05	(32.00)	0.00	255.05	23,890.46
242	Elections Special	33,224.88		33,224.88	27.72	0.00	0.00	27.72	33,252.60
243	Guardianship	40,871.06		40,871.06	434.43	0.00	0.00	434.43	41,305.49
244	CC-Technology	4,435.47		4,435.47	38.80	0.00	0.00	38.80	4,474.27
245	DC-Technology	7,516.71		7,516.71	440.46	0.00	0.00	440.46	7,957.17
246	DC-Records Archive Fee	33,418.78		33,418.78	713.30	0.00	0.00	713.30	34,132.08
247	DC-CT Records Preservation	26,355.73		26,355.73	104.54	0.00	0.00	104.54	26,460.27
260	Law Library	26,498.76		26,498.76	1,695.30	(4,526.16)	0.00	(2,830.86)	23,667.90
305	Constable Forfeiture	1,936.98		1,936.98	1.62	0.00	0.00	1.62	1,938.60
	Total Special Revenue Funds	\$ 1,437,827.52	\$ -	\$ 1,437,827.52	\$ 35,985.66	\$ (24,767.42)	\$ 0.00	\$ 11,218.24	\$ 1,449,045.76
OTHER FUNDS									
250	Right of Way	814,962.09		814,962.09	693.17	0.00	0.00	693.17	815,655.26
281	Community Supervision & Corr.	352,774.00		352,774.00	24,323.67	(43,397.32)	0.00	(19,073.65)	333,700.35
290	Juvenile Probation Department	23,424.23		23,424.23	21,779.00	(26,511.40)	0.00	(4,732.40)	18,691.83
892	Historical Commission	49,571.41		49,571.41	41.35	(219.44)	0.00	(178.09)	49,393.32
	Total Other Funds	\$ 1,240,731.73	\$ -	\$ 1,240,731.73	\$ 46,837.19	\$ (70,128.16)	\$ -	\$ (23,290.97)	\$ 1,217,440.76
	TOTAL BUDGETED FUNDS	\$ 21,725,702.79	\$ -	\$ 21,725,702.79	\$ 4,395,354.91	\$ (2,191,468.03)	\$ -	\$ 2,203,886.88	\$ 23,929,589.67
NON-BUDGETED AND NON-COUNTY FUNDS									
880	Treasurer's State Fees	33,947.84		33,947.84	37,724.66	0.00	0.00	37,724.66	71,672.50
891	Payroll Fund	431,071.95		431,071.95	0.00	(431,453.21)	0.00	(431,453.21)	(381.26)
999	Upper Sabine Valley Waste Mgmt	484,017.53		484,017.53	229,971.23	(94,679.77)	0.00	135,291.46	619,308.99
	TOTAL NON-BUDGETED FUNDS	\$ 949,037.32	\$ -	\$ 949,037.32	\$ 267,695.89	\$ (526,132.98)	\$ -	\$ (258,437.09)	\$ 690,600.23
	TOTAL CASH IN POOLED ACCOUNTS	\$ 22,674,740.11	\$ -	\$ 22,674,740.11	\$ 4,663,050.80	\$ (2,717,601.01)	\$ -	\$ 1,945,449.79	\$ 24,620,189.90
CASH IN BANK - POOLED CASH ACCOUNTS									
890	AP Pooled Cash	1,003,921.72		1,003,921.72	633.94	(1,240,984.41)	660,000.00	(580,350.47)	423,571.25
890	Payroll Pooled Cash	999,937.88		999,937.88	522.83	(1,475,746.60)	525,000.00	(950,223.77)	49,714.11
890	Deposits Pooled Cash	1,608,552.84		1,608,552.84	4,645,667.64	0.00	(1,185,000.00)	3,460,667.64	5,069,220.48
890	CD Investments	2,313,914.77		2,313,914.77	1,886.58	0.00	0.00	1,886.58	2,315,801.35
890	CD Non-Depository	737,654.28		737,654.28	0.00	0.00	0.00	0.00	737,654.28
890	CDARS Investments	15,502,569.04		15,502,569.04	14,144.71	0.00	0.00	14,144.71	15,516,713.75
890	TexPool Pooled Investments	502,619.58		502,619.58	195.10	0.00	0.00	195.10	502,814.68
890	Jury Pooled Cash	5,570.00		5,570.00	0.00	(870.00)	0.00	(870.00)	4,700.00
	TOTAL CASH IN BANK - POOLED CASH ACCOUNTS	\$ 22,674,740.11	\$ -	\$ 22,674,740.11	\$ 4,663,050.80	\$ (2,717,601.01)	\$ 0.00	\$ 1,945,449.79	\$ 24,620,189.90
					0.00	0.00	0.00	0.00	

FILED FOR RECORD
 2017 FEB 10 AM 10:56
 COUNTY CLERK, WOOD COUNTY

		0.00							
FUND CODE	FUND NAME	CASH BALANCE 11/30/2016	RECLASSES	CASH BALANCE 11/30/2016	RECEIPTS	DISBURSEMENTS	TRANSFER IN/(OUT)	Net Change	CASH BALANCE 11/30/2016
CASH IN BANK - NON POOLED CASH ACCOUNTS - NON-BUDGE									
BANKTEXAS ACCOUNTS									
200	Road & Bridge CD RRC Restricted	\$ 26,353.89		\$ 26,353.89	\$ 21.66	\$ 0.00	\$ 0.00	\$ 21.66	\$ 26,375.55
401	Grant Fund	0.00		0.00	0.00	0.00	0.00	0.00	0.00
601	Interest & Sinking	22,566.91		22,566.91	43.89	0.00	0.00	43.89	22,610.80
895	Health Plan	554,296.10		554,296.10	207,537.93	(235,402.33)	0.00	(27,864.40)	526,431.70
895	Health Plan CD	207,717.38		207,717.38	134.57	0.00	0.00	134.57	207,851.95
895	Health Plan CDARS	1,001,061.65		1,001,061.65	874.70	0.00	0.00	874.70	1,001,936.35
898	MRP/DPC Clearing	9,979.35		9,979.35	3,758.26	(5,359.50)	0.00	(1,601.24)	8,378.11
	District Clerk Clearing	38,846.42		38,846.42	23,339.55	(39,794.42)	0.00	(16,454.87)	22,391.55
	JP1 Clearing	16,953.50		16,953.50	12,070.84	(17,417.50)	0.00	(5,346.66)	11,606.84
	JP2 Clearing	9,611.90		9,611.90	7,571.90	(9,867.90)	0.00	(2,296.00)	7,315.90
	JP3 Clearing	15,388.00		15,388.00	18,756.30	(19,377.33)	0.00	(621.03)	14,766.97
	JP4 Clearing	6,014.00		6,014.00	10,064.30	(7,139.00)	0.00	2,925.30	8,939.30
	RV Clearing	312.00		312.00	0.00	(312.00)	0.00	(312.00)	0.00
	Treasurer's Credit Card	0.00		0.00	0.00	0.00	0.00	0.00	0.00
999	USVSWMD CD TCEQ Restricted	12,649.86		12,649.86	10.40	0.00	0.00	10.40	12,660.26
TOTAL BANKTEXAS - NON POOLED CASH ACCOUNTS		\$ 1,921,750.96	\$ -	\$ 1,921,750.96	\$ 284,184.30	\$ (334,669.98)	\$ 0.00	\$ (50,485.68)	\$ 1,871,265.28
TEXPOOL ACCOUNTS									
601	Interest & Sinking	36,091.46		36,091.46	14.02	0.00	0.00	14.02	36,105.48
895	Health Plan	1,150.76		1,150.76	0.43	0.00	0.00	0.43	1,151.19
TOTAL TEXPOOL - NON POOLED CASH ACCOUNTS		\$ 37,242.22	\$ -	\$ 37,242.22	\$ 14.45	\$ 0.00	\$ 0.00	\$ 14.45	\$ 37,256.67
TOTAL CASH IN BANK - NON POOLED CASH ACCOUNTS		\$ 1,958,993.18	\$ -	\$ 1,958,993.18	\$ 284,198.75	\$ (334,669.98)	\$ 0.00	\$ (50,471.23)	\$ 1,908,521.95
TOTAL CASH IN BANK - ALL TREASURER'S ACCOUNTS		\$ 24,633,733.29	\$ -	\$ 24,633,733.29	\$ 4,947,249.55	\$ (3,052,270.99)	\$ 0.00	\$ 1,894,978.56	\$ 26,528,711.85

Miscellaneous Information 0.00

Indebtedness as of 12/31/2016: \$0.00 Certificate of Obligation: None
 RB Line of Credit-Railroad Commission \$25,000 CD Secured - Current Balance Available \$26,375

Bank Texas (including CDARS and ICS)	Cash Balance	\$ 25,250,986.22	
Non-Depository Investments	Cash Balance	737,654.28	
TexPool:	Cash Balance	540,071.35	
Total		\$ 26,528,711.85	0.00

Bank Texas Interest Income: Interest Rate .00%-0.66%	\$ 3,111.71	
Certificates of Deposit: Interest Rates Varies	2,053.21	
CDARS Interest Income	15,019.41	
TexPool Interest Income: Interest Rate 0.40%	209.55	
Total Interest Income	\$ 20,393.88	0.00

I, Becky S. Burford, County Treasurer, in and for the County of Wood, State of Texas, do hereby present the December 2016 Statement of Cash Accounts Activity, the attached Treasurer's Report of Cash Receipts and Disbursements, and the Report of Securities as true and correct statements, to the best of my knowledge, of accounts under the control of Wood County Treasurer and furthermore state that the fund balance on deposit furthermore state that the fund balances are on deposit earning interest in accordance with the Wood County Investment Policy earning interest in accordance with the Wood County Investment Policy and Wood County Depository Contract.

Becky S. Burford

 Becky S. Burford, Wood County Treasurer

Presented, examined, and accepted at the regular term of Commissioners Court on this the 10th day of February 2017.

Bryan James, County Judge
Bryan James

 Bryan James, County Judge

Virgil Holland, Jr. Commissioner Precinct 1
Virgil Holland

 Virgil Holland, Jr. Commissioner Precinct 1

Henry Gaskill, Commissioner Precinct 2
Henry Gaskill

 Henry Gaskill, Commissioner Precinct 2

Mike Simmons, Commissioner Precinct 3
Mike Simmons

 Mike Simmons, Commissioner Precinct 3

Russell Ackel, Commissioner Precinct 4
Russell Ackel


 Russell Ackel, Commissioner Precinct 4

Tom Bellars, Auditor
Tom Bellars

 Tom Bellars, Auditor

CLERK
Kelley Price

 Kelley Price, County Clerk



FILED FOR RECORD
 2017 FEB 10 AM 10:56
 COUNTY CLERK, WOOD CO TX

**WOOD COUNTY, TEXAS
 RECAP OF FUNDS BY BANK ACCOUNTS
 FOR THE MONTH ENDING DECEMBER 31, 2016**

Fund	Beginning Cash Balance	M-T-D Receipts	M-T-D Disbursements	Transfers	Ending Balance	BankTexas Quitman	-----Allocation of Cash-----			Total Cash
							BankTexas CDARS	Non-Depository Banks	TexPool	
200 Road & Bridge CD Restricted	\$ 26,353.89	\$21.66	\$0.00	\$0.00	\$26,375.55	\$26,375.55	\$0.00	\$0.00	\$0.00	\$26,375.55
401 Texas Comm. Dev. Program	0.00	0.00	0.00	0.00	0.00	0.00	0.00	0.00	0.00	0.00
601 Interest and Sinking	58,658.37	57.91	0.00	0.00	58,716.28	22,610.80	0.00	0.00	36,105.48	58,716.28
890 Pooled Funds	4,120,602.02	4,647,019.51	(2,717,601.01)	0.00	6,050,020.52	5,547,205.84	0.00	0.00	502,814.68	6,050,020.52
890 Pooled CDs	18,554,138.09	16,031.29	0.00	0.00	18,570,169.38	2,315,801.35	15,516,713.75	737,654.28	0.00	18,570,169.38
895 Health Plan Fund	555,446.86	207,538.36	(235,402.33)	0.00	527,582.89	526,431.70	0.00	0.00	1,151.19	527,582.89
895 Health Plan CDs	1,208,779.03	1,009.27	0.00	0.00	1,209,788.30	207,851.95	1,001,936.35	0.00	0.00	1,209,788.30
898 MRP/DPC Clearing	9,979.35	3,758.26	(5,359.50)	0.00	8,378.11	8,378.11	0.00	0.00	0.00	8,378.11
District Clerk Clearing	38,846.42	23,339.55	(39,794.42)	0.00	22,391.55	22,391.55	0.00	0.00	0.00	22,391.55
JP1 Clearing	16,953.50	12,070.84	(17,417.50)	0.00	11,606.84	11,606.84	0.00	0.00	0.00	11,606.84
JP2 Clearing	9,611.90	7,571.90	(9,867.90)	0.00	7,315.90	7,315.90	0.00	0.00	0.00	7,315.90
JP3 Clearing	15,388.00	18,756.30	(19,377.33)	0.00	14,766.97	14,766.97	0.00	0.00	0.00	14,766.97
JP4 Clearing	6,014.00	10,064.30	(7,139.00)	0.00	8,939.30	8,939.30	0.00	0.00	0.00	8,939.30
RV Park Clearing	312.00	0.00	(312.00)	0.00	0.00	0.00	0.00	0.00	0.00	0.00
Treasurer's Credit Card	0.00	0.00	0.00	0.00	0.00	0.00	0.00	0.00	0.00	0.00
999 USVSWMD CD Restricted*	12,649.86	10.40	0.00	0.00	12,660.26	12,660.26	0.00	0.00	0.00	12,660.26
Grand Total	\$ 24,633,733.29	\$ 4,947,249.55	\$ (3,052,270.99)	\$ -	\$ 26,528,711.85	\$ 8,732,336.12	\$ 16,518,650.10	\$ 737,654.28	\$ 540,071.35	\$ 26,528,711.85
*Non-County Funds										

FILED FOR RECORD
 2017 FEB 10 AM 10:56
 COUNTY CLERK, WOOD CO TX

**WOOD COUNTY, TEXAS
COMBINED STATEMENT OF CASH ACCOUNTS ACTIVITY
FOR THE YEAR-TO-DATE ENDING DECEMBER 31, 2016**

FUND CODE	FUND NAME	CASH BALANCE	REVISION	CASH BALANCE	YEAR-TO-DATE RECEIPTS	YEAR-TO-DATE DISBURSEMENTS	TRANSFER IN/(OUT)	Net Change	CASH BALANCE 12/31/2016
		10/01/2016	PRIOR-MONTH RECLASSES	10/01/2016					
BUDGETED FUNDS									
OPERATING FUNDS									
100	General	\$ 15,948,059.45	\$ 18,583.54	\$ 15,966,642.99	\$ 5,221,203.32	\$ (4,111,133.55)	\$ 14,385.79	\$ 1,124,455.56	\$ 17,091,098.55
200	Road and Bridge Fund	3,863,726.88	-	3,863,726.88	1,801,759.41	(1,561,656.86)	(65.64)	240,036.91	4,103,763.79
270	Tobacco Settlement Fund	68,240.81	0.00	68,240.81	0.00	0.00	0.00	0.00	68,240.81
	Total Operating Funds	\$ 19,880,027.14	\$ 18,583.54	\$ 19,898,610.68	\$ 7,022,962.73	\$ (5,672,790.41)	\$ 14,320.15	\$ 1,364,492.47	\$ 21,263,103.15
SPECIAL REVENUE FUNDS									
230	CC-Records Mgmt. & Preservation	496,705.86	-	496,705.86	32,501.89	(9,598.41)	-	22,903.48	519,609.34
231	General Records Mgmt. & Preservation	27,858.83	-	27,858.83	3,178.71	(7,906.11)	-	(4,727.40)	23,131.43
232	CC-Records Archive Fee	469,342.84	-	469,342.84	31,655.48	(14,725.00)	-	16,930.48	486,273.32
234	Courthouse Security	55,084.89	(18,500.00)	36,584.89	7,042.84	-	-	7,042.84	43,627.73
235	Hotel and Motel Tax	98,330.08	(10.47)	98,319.61	27,995.21	(37,593.94)	(33.90)	(9,632.63)	88,686.98
236	Child Welfare	427.28	-	427.28	1,861.40	(1,719.97)	-	141.43	568.71
238	Crime Victims Services	4,221.02	-	4,221.02	9.84	-	-	9.84	4,230.86
239	Justice Court Technology	57,677.83	(250.00)	57,427.83	3,392.28	(2,758.89)	-	632.39	58,060.22
240	DC-Records Mgmt & Preservation	42,684.31	-	42,684.31	1,089.02	(15,995.00)	-	(14,905.98)	27,778.33
241	JP Building Security Fee	23,118.79	-	23,118.79	867.67	(96.00)	-	771.67	23,890.46
242	Elections Special	32,346.84	-	32,346.84	905.76	-	-	905.76	33,252.60
243	Guardianship	39,850.38	-	39,850.38	1,455.11	-	-	1,455.11	41,305.49
244	CC-Technology	4,311.98	-	4,311.98	162.29	-	-	162.29	4,474.27
245	DC-Technology	7,084.08	-	7,084.08	873.09	-	-	873.09	7,957.17
246	DC-Records Archive Fee	32,366.33	-	32,366.33	1,765.75	-	-	1,765.75	34,132.08
247	DC-CT Records Preservation	26,167.46	-	26,167.46	292.81	-	-	292.81	26,460.27
260	Law Library	25,402.99	-	25,402.99	4,702.40	(6,437.49)	-	(1,735.09)	23,667.90
305	Constable Forfeiture	1,934.09	0.00	1,934.09	4.51	0.00	0.00	4.51	-1,938.60
	Total Special Revenue Funds	\$ 1,444,915.88	(18,760.47)	\$ 1,426,155.41	\$ 119,756.06	\$ (96,831.81)	\$ (33.90)	22,890.35	\$ 1,449,045.76
OTHER FUNDS									
250	Right of Way	813,623.36	-	813,623.36	2,031.90	-	-	2,031.90	815,655.26
281	Community Supervision & Corr.	322,786.12	376.93	323,163.05	126,456.04	(115,918.74)	-	10,537.30	333,700.35
290	Juvenile Probation Department	(245.21)	-	(245.21)	108,894.00	(89,956.96)	-	18,937.04	18,691.83
892	Historical Commission	45,470.25	(200.00)	45,270.25	5,115.51	(92.44)	0.00	4,123.07	49,393.32
	Total Other Funds	\$ 1,181,634.52	\$ 176.93	\$ 1,181,811.45	\$ 242,497.45	\$ (206,868.14)	\$ -	35,629.31	\$ 1,217,440.76
	TOTAL BUDGETED FUNDS	\$ 22,506,577.54	\$ (0.00)	\$ 22,506,577.54	\$ 7,385,216.24	\$ (5,976,490.36)	\$ 14,286.25	1,423,012.13	\$ 23,929,589.67
NON-BUDGETED AND NON-COUNTY FUNDS									
880	Treasurer's State Fees	86,710.02	-	86,710.02	113,421.78	(114,173.05)	(14,286.25)	(15,037.52)	71,672.50
891	Payroll Fund	314,916.70	-	314,916.70	-	(315,297.96)	-	(315,297.96)	(381.26)
999	Upper Sabine Valley Waste Mgmt	537,562.96	0.00	537,562.96	307,058.83	(225,312.80)	0.00	81,746.03	619,308.99
	TOTAL NON-BUDGETED FUNDS	\$ 939,189.68	\$ -	\$ 939,189.68	\$ 420,480.61	\$ (654,783.81)	\$ (14,286.25)	\$ (248,589.45)	\$ 690,600.23
	TOTAL CASH IN POOLED ACCOUNTS	\$ 23,445,767.22	(0.00)	\$ 23,445,767.22	\$ 7,805,696.85	\$ (6,631,274.17)	\$ -	\$ 1,174,422.68	\$ 24,620,189.90
CASH IN BANK - POOLED CASH ACCOUNTS									
890	AP Pooled Cash	9,445.14	-	9,445.14	1,326.75	(3,282,200.64)	3,695,000.00	414,126.11	423,571.25
890	Payroll Pooled Cash	73,924.50	-	73,924.50	1,253.14	(3,345,463.53)	3,320,000.00	(24,210.39)	49,714.11
890	Deposits Pooled Cash	2,806,619.88	-	2,806,619.88	7,756,664.71	-	(5,494,064.11)	2,262,600.60	5,069,220.48
890	CD Investments 12 month Maturity	2,310,101.77	-	2,310,101.77	5,699.58	-	-	5,699.58	2,315,801.35
890	CD Non-Depository	738,286.44	-	738,286.44	740.62	-	(1,372.78)	(632.16)	737,654.28
890	CDARS Investments	17,001,927.82	-	17,001,927.82	39,489.04	-	(1,524,703.11)	(1,485,214.07)	15,516,713.75
890	TexPool Pooled Investments	502,291.67	-	502,291.67	523.01	-	-	523.01	502,814.68
890	Jury Pooled Cash	3,170.00	0.00	3,170.00	0.00	(3,610.00)	5,140.00	1,530.00	4,700.00
	TOTAL CASH IN BANK - POOLED CASH ACCOUNTS	\$ 23,445,767.22	\$ -	\$ 23,445,767.22	\$ 7,805,696.85	\$ (6,631,274.17)	\$ (0.00)	\$ 1,174,422.68	\$ 24,620,189.90

FILED FOR RECORD
 2017 FEB 10 AM 10:56
 COUNTY CLERK, WOOD COUNTY

FUND CODE	FUND NAME	CASH BALANCE 10/01/2016	REVISION PRIOR-MONTH	RECLASSES	CASH BALANCE 10/01/2016	RECEIPTS	DISBURSEMENTS	TRANSFER IN/(OUT)	Net Change	CASH BALANCE 12/31/2016
CASH IN BANK - NON POOLED CASH ACCOUNTS - NON-BUDGETED, NON-COUNTY OR OTHER FUNDS										
BANKTEXAS ACCOUNTS										
200	Road & Bridge CD RRC Restricted	\$ 26,309.91	\$ -		\$ 26,309.91	\$ 65.64	\$ -	\$ -	\$ 65.64	\$ 26,375.55
401	Grant Fund	0.00	-		-	103,726.65	(103,726.65)	-	-	0.00
601	Interest & Sinking	22,267.72	-		22,267.72	343.08	-	-	798.59	22,610.80
895	Health Plan	521,424.17	-		521,424.17	661,177.57	(655,492.77)	(677.27)	104,948.34	526,431.70
895	Health Plan CD 12 month maturity	207,448.65	-		207,448.65	403.30	-	-	1,556.71	207,851.95
895	Health Plan CDARS	898,794.92	-		898,794.92	2,464.16	-	677.27	19,235.23	1,001,936.35
898	MRP/DPC Clearing	9,703.81	-		9,703.81	11,274.78	(12,600.48)	-	413.69	8,378.11
	District Clerk Clearing (Began 04/01/2016)	25,812.84	-		25,812.84	89,950.42	(93,371.71)	-	(3,421.29)	22,391.55
	JP1 Clearing	19,094.75	-		19,094.75	45,616.60	(53,104.51)	-	(7,487.91)	11,606.84
	JP2 Clearing	15,143.16	-		15,143.16	30,640.02	(38,467.28)	-	(7,827.26)	7,315.90
	JP3 Clearing Account	15,317.60	-		15,317.60	56,654.12	(57,204.75)	-	-550.63	14,766.87
	JP4 Clearing Account	6,841.50	-		6,841.50	26,908.30	(24,808.50)	-	2,097.80	8,939.30
	RV Clearing Account	271.00	-		271.00	10,484.00	(10,755.00)	-	-271.00	0.00
	Treasurer's Credit Card	0.00	-		-	-	-	-	0.00	0.00
999	USVSWMD CD TCEQ Restricted	12,628.75	0.00		12,628.75	31.51	0.00	0.00	31.51	12,660.26
	TOTAL BANKTEXAS - NON POOLED CASH ACCOUNTS	\$ 1,881,058.78	0.00		\$ 1,881,058.78	\$ 1,039,738.15	\$ (1,049,531.65)	\$ -	\$ 109,590.42	\$ 1,871,265.28
TEXPOOL ACCOUNTS										
601	Interest & Sinking	36,067.89	-		36,067.89	37.59	-	-	37.59	36,105.48
895	Health Plan	1,150.15	0.00		1,150.15	1.04	0.00	0.00	1.04	1,151.19
	TOTAL TEXPOOL - NON POOLED CASH ACCOUNTS	\$ 37,218.04	0.00		\$ 37,218.04	\$ 38.63	\$ -	\$ -	\$ 38.63	\$ 37,256.67
	TOTAL CASH IN BANK - NON POOLED CASH ACCOUNTS	\$ 1,918,276.82	0.00		\$ 1,918,276.82	\$ 1,039,776.78	\$ (1,049,531.65)	\$ -	\$ 109,629.05	\$ 1,908,521.95
	TOTAL CASH IN BANK - ALL TREASURER'S ACCOUNTS	\$ 25,364,044.04	\$ -		\$ 25,364,044.04	\$ 8,845,473.63	\$ (7,680,805.82)	\$ (0.00)	\$ 1,284,051.73	\$ 26,528,711.85

Miscellaneous Information

Indebtedness as of 12/31/2016: \$0.00 Certificate of Obligation: No Certificates of Obligation: None
 RB Line of Credit-Railroad Commission \$25,000 CD Secured - Current Balance Available \$26,375

Bank Texas:	Cash Balance	\$ 25,250,986.22
Non-Depository Investments:	Cash Balance	737,654.28
TexPool:	Cash Balance	540,071.35
Total Cash Balance:		\$ 26,528,711.85

Bank Texas Interest Income:	\$ 13,257.56	
Non-Depository Interest Income	740.62	
CDARS Interest Income	41,953.20	
TexPool Interest Income:	561.64	
Total Interest Income	\$ 56,513.02	0.00

I, Becky S. Burford, County Treasurer, in and for the County of Wood, State of Texas, do hereby present the December 2016 Year-to-date Statement of Cash Accounts Activity, the attached Treasurer's Report of Cash Receipts and Disbursements, and the Report of Securities as true and correct statements, to the best of my knowledge, of accounts under the control of Wood County Treasurer and furthermore state that the fund balance on deposit earning interest in accordance with the Wood County Investment Policy and Wood County Depository Contract.

Becky S. Burford, Wood County Treasurer

Presented, examined, and accepted at the regular term of Commissioners Court on this the 10th day of February 2017.

Bryan Jones, County Judge

Traig Holland, Commissioner Precinct 1


Jerry Gaskill, Commissioner Precinct 2

Mike Simmons, Commissioner Precinct 3

Russell Acker, Commissioner Precinct 4

John Sellers, Auditor

Kelley Price, County Clerk



FILED FOR RECORD
 2017 FEB 10 AM 10:56
 COUNTY CLERK, WOOD CO TX

**WOOD COUNTY, TEXAS
 RECAP OF FUNDS BY BANK ACCOUNTS
 FOR THE YEAR-TO-DATE ENDING DECEMBER 31, 2016**

Fund	Beginning Cash Balance	Y-T-D Receipts	Y-T-D Disbursements	Transfers	Ending Balance	BankTexas Quitman	-----Allocation of Cash-----			Total Cash
							BankTexas CDARS	Non-Depository Banks	TexPool	
200 Road & Bridge CD Restricted	\$ 26,309.91	\$ 65.64	\$ -	\$ -	\$ 26,375.55	\$26,375.55	\$0.00	\$0.00	\$0.00	\$26,375.55
401 Texas Comm. Dev. Program	-	103,726.65	(103,726.65)	-	0.00	0.00	0.00	0.00	0.00	0.00
601 Interest and Sinking	58,335.61	380.67	-	-	58,716.28	22,610.80	0.00	0.00	36,105.48	58,716.28
890 Pooled Funds	3,395,451.19	7,759,767.61	(6,631,274.17)	1,526,075.89	6,050,020.52	5,547,205.84	0.00	0.00	502,814.68	6,050,020.52
890 Pooled CDs	20,050,316.03	45,929.24	-	(1,526,075.89)	18,570,169.38	2,315,801.35	15,516,713.75	737,654.28	0.00	18,570,169.38
895 Health Plan Fund	522,574.32	661,178.61	(655,492.77)	(677.27)	527,582.89	526,431.70	0.00	0.00	1,151.19	527,582.89
895 Health Plan CDs	1,206,243.57	2,867.46	-	677.27	1,209,788.30	207,851.95	1,001,936.35	0.00	0.00	1,209,788.30
898 Flex Savings Clearing	9,703.81	11,274.78	(12,600.48)	-	8,378.11	8,378.11	0.00	0.00	0.00	8,378.11
District Clerk Clearing	25,812.84	89,950.42	(93,371.71)	-	22,391.55	22,391.55	0.00	0.00	0.00	22,391.55
JP1 Clearing Account	19,094.75	45,616.60	(53,104.51)	-	11,606.84	11,606.84	0.00	0.00	0.00	11,606.84
JP2 Clearing Account	15,143.16	30,640.02	(38,467.28)	-	7,315.90	7,315.90	0.00	0.00	0.00	7,315.90
JP3 Clearing Account	15,317.60	56,654.12	(57,204.75)	-	14,766.97	14,766.97	0.00	0.00	0.00	14,766.97
JP4 Clearing Account	6,841.50	26,906.30	(24,808.50)	-	8,939.30	8,939.30	0.00	0.00	0.00	8,939.30
RV Park Clearing Account	271.00	10,484.00	(10,755.00)	-	0.00	0.00	0.00	0.00	0.00	0.00
Treasurer's Credit Card	-	-	-	-	0.00	0.00	0.00	0.00	0.00	0.00
999 USVSWMD CD Restricted*	<u>12,628.75</u>	<u>31.51</u>	<u>0.00</u>	<u>0.00</u>	<u>12,660.26</u>	<u>12,660.26</u>	<u>0.00</u>	<u>0.00</u>	<u>0.00</u>	<u>12,660.26</u>
Grand Total	<u>\$25,364,044.04</u>	<u>\$ 8,845,473.63</u>	<u>\$ (7,680,805.82)</u>	<u>(0.00)</u>	<u>\$26,528,711.85</u>	<u>\$ 8,732,336.12</u>	<u>\$ 16,518,650.10</u>	<u>\$ 737,654.28</u>	<u>\$ 540,071.35</u>	<u>\$ 26,528,711.85</u>

*Non-County Funds

FILED FOR RECORD
 2017 FEB 10 AM 10:56
 COUNTY CLERK, WOOD CO TX

SECURITIES PLEDGED TO WOOD COUNTY, TEXAS
Report as of December 31, 2016

ID	Pledge Date	Description	CUSIP	Maturity Date	Current Par	Market Value 30-Nov-16	Market Value 31-Dec-16
	06/18/2012	Decatur, TX	243320GE2	3/1/19	150,000	155,694	155,160
	02/02/2015	Hallsville	406342AD7	8/15/19	125,000	125,599	125,031
	01/05/2015	Mequite ISD-Sch Bldg	59079594C7	8/15/19	150,000	159,474	158,521
	02/07/2013	Waco TX ISD	929845RP2	8/15/19	145,000	151,558	150,427
	12/30/2014	Mineola, TX	602771JG3	9/1/19	165,000	177,446	175,992
	02/07/2013	Anahuac TX ISD	032645CZ4	2/15/20	100,000	109,599	108,761
	02/07/2013	Angelina Cnty TX	034717KW7	2/15/20	155,000	156,021	155,281
	02/07/2013	Arlington TX ISD	041826XC7	2/15/20	100,000	105,985	105,366
	12/30/2014	Diboll CTFS OBLIGA	252867KU9	2/15/20	80,000	81,270	80,870
	02/07/2013	Ector TX ISD	279272CQ9	2/15/20	110,000	114,616	113,619
	02/07/2013	Jasper TX ISD	471844HP8	2/15/20	105,000	113,374	112,308
	12/30/2014	Ennis CTFS OBLIG	293425VN1	8/1/20	100,000	104,188	103,406
	02/01/2013	Sanger TX	800876DH4	8/1/20	100,000	105,057	104,377
	01/05/2015	Beeville-CTFS	077131JG6	8/15/20	70,000	70,666	70,020
	02/06/2013	Keller TX	487684U91	8/15/20	140,000	141,827	141,450
	02/01/2013	Lone Oak TX ISD	542218GA4	8/15/20	195,000	197,560	195,737
	12/31/2014	Sulphur Springs-Ref TX	865525QZ5	9/1/20	180,000	179,840	178,546
	12/31/2014	Upton CO-Ref TX	916813AY4	2/1/21	100,000	101,989	101,249
	12/31/2014	Arlington ISD Bldg	041826XP8	2/5/21	150,000	162,194	161,137
	12/31/2014	El Campo ISD	282783FP9	2/15/21	175,000	182,931	180,953
	02/06/2013	Jasper TX ISD	471844HQ6	2/15/21	105,000	115,346	114,020
	02/09/2013	Ferris TX	31569CT3	3/1/21	105,000	110,430	109,940
	12/31/2014	Caldwell Cnty	129006FH0	8/1/21	60,000	62,656	62,249
	12/31/2014	Beeville-CTFS	077131JH4	8/15/21	70,000	71,851	71,020
	12/31/2014	Krum TX	501080DZ5	8/15/21	100,000	110,098	108,742
	12/31/2014	Celina-CTFS OBLG	151141MH8	9/1/21	70,000	73,298	72,547
	02/07/2013	West Univ Place TX	956398QW4	2/1/22	100,000	107,756	106,648
	02/07/2013	Jasper TX ISD	471844HR4	2/15/22	110,000	123,177	121,275
	02/07/2013	Ferris TX	315669CU0	3/1/22	110,000	115,597	114,809
	12/31/2014	Lake Jackson Wtr/SWR	510066NW9	4/15/23	100,000	103,145	101,978
	08/03/2015	N Tex Wtr Incrcpt	662842JD6	6/1/23	200,000	211,328	209,622
	08/03/2015	Nursery ISD SC	67058DBK6	8/15/23	160,000	167,093	164,354
	12/31/2014	Washington Jr. Clg	938688TG3	10/1/23	100,000	109,055	107,300
	11/05/2015	FNMA 10YR	31418A6V5	2/1/24	1,566,934	1,653,488	1,605,478
	12/31/2014	Watauga-CTFS	941097PA9	2/1/24	100,000	101,866	100,781
	12/31/2014	Belton ISD	081077WG0	2/15/24	100,000	102,834	102,294
		NE TX Cmnty Clg	6643788EE5	4/1/24	175,000	187,311	185,203
	12/31/2014	Beeville-CTFS	077131JM3	8/15/25	155,000	165,509	163,559
	12/31/2014	Watauga-CTFS	941097PE1	2/1/28	105,000	109,159	108,351
	07/01/2016	Bowie ISD	102529HM9	8/15/30	405,000	403,631	398,739
	11/04/2016	FNMA Other	3138EQMZ2	10/1/30	3,690,974	\$3,839,317	\$3,779,033
					\$10,382,908	\$10,847,484	\$10,692,321

2017 FEB 10 AM 10:56

FILED FOR RECORD

Total BankTexas Account Balances as of report date: \$ 6,512,183 \$ 10,212,991
 166.57% 104.69%

NOTE: FDIC insurance coverage is in addition to listed securities.

WOOD COUNTY, TEXAS
INVESTMENT ACTIVITY FOR DECEMBER 31, 2016

12/31/2016													
CD ID	Description	Bank	Acct	Maturity Date	Original Principal	Prior Balance	11/30/2016	Purchases/Deposits	Interest Credited	Withdrawals	Current Balance	This Month's	Accumulated
											12/31/2016	Unpaid Interest	Unpaid Interest
16	*7485 DPC 12 MONTH	BT	DPC	11/10/2017	\$ 500,000.00	\$	518,862.07		\$ 426.46		\$ 519,288.53	\$ 355.67	\$ 355.67
17	*7507 DPC 12 MONTH	BT	DPC	11/10/2017	250,000.00		259,431.06		213.23		259,644.29	177.83	177.83
18	*7523 HP 12 MONTH	BT	HP	11/10/2017	75,000.00		77,829.26		63.97		77,893.23	53.35	53.35
58	*182 DPC 365 DAY	CNB	DPC	10/15/2017	124,200.00		124,200.00		0.00		124,200.00	63.63	151.63
59	*183 DPC 365 DAY	CNB	DPC	10/15/2017	124,200.00		124,200.00		0.00		124,200.00	63.66	151.63
60	*884 DPC 365 DAY	FNBW	DPC	10/16/2017	117,500.00		120,597.18		0.00		120,597.18	70.95	169.78
61	*885 DPC 365 DAY	FNBW	DPC	10/16/2017	117,500.00		120,597.18		0.00		120,597.18	70.95	169.78
96	*4149 365 DAY	BT	DPC	12/31/2016	500,000.00		509,365.20		276.87		509,642.07	46.92	46.92
97	*4160 365 DAY	BT	HP	12/31/2016	127,500.00		129,888.12		70.60		129,958.72	11.97	14.24
123	CD 24 month	BT	DPC	08/13/2017	500,000.00		513,128.22		485.01		513,613.23	356.01	356.01
124	CD 24 month	BT	DPC	08/13/2017	500,000.00		513,128.22		485.01		513,613.23	356.01	356.01
143	CDARS 104 Week	BT	DPC	02/09/2017	402,250.00		410,676.23		401.31		411,077.54	0.00	0.00
146	CDARS 104 Week	BT	DPC	04/13/2017	402,251.00		409,862.85		400.51		410,263.36	0.00	0.00
149	CDARS 104 Week	BT	DPC	06/01/2017	402,252.00		409,231.59		399.89		409,631.48	0.00	0.00
154	CDARS 104 Week	BT	DPC	08/03/2017	705,002.00		715,812.54		699.48		716,512.02	0.00	0.00
156	CDARS 104 Week	BT	DPC	08/10/2017	402,505.00		408,533.60		395.74		408,929.34	0.00	0.00
162	CDARS 104 Week	BT	DPC	10/12/2017	402,507.00		407,732.55		394.96		408,127.51	0.00	0.00
163	CDARS 104 Week	BT	HP	10/19/2017	101,000.00		102,288.87		99.08		102,387.95	0.00	0.00
167D	CDARS 30 Month	BT	DPC	05/24/2018	515,000.00		521,136.87		602.29		521,739.16	0.00	0.00
168	CDARS 104 Week	BT	HP	11/24/2017	101,001.00		102,030.02		86.69		102,116.71	0.00	0.00
168A	CDARS 13 Month	BT	DPC	02/09/2017	600,000.00		604,516.08		436.56		604,952.64	0.00	0.00
169	CDARS 104 Week	BT	HP	02/09/2017	76,000.00		76,572.03		55.30		76,627.33	0.00	0.00
170	CDARS 104 Week	BT	DPC	01/11/2018	405,500.00		409,093.02		347.59		409,440.61	0.00	0.00
171C	CDARS 30 Month	BT	DPC	07/19/2018	620,000.00		626,815.78		687.11		627,502.89	0.00	0.00
172C	CDARS 30 Month	BT	DPC	07/19/2018	260,000.00		262,858.22		288.14		263,146.36	0.00	0.00
173C	CDARS 30 Month	BT	DPC	07/26/2018	415,000.00		419,458.37		459.81		419,918.18	0.00	0.00
174C	CDARS 30 Month	BT	DPC	07/26/2018	415,001.00		419,459.38		459.80		419,919.18	0.00	0.00
175C	CDARS 30 Month	BT	DPC	07/26/2018	415,002.00		419,460.40		459.80		419,920.20	0.00	0.00
176	CDARS 13 Month	BT	DPC	03/02/2017	600,001.00		604,221.55		436.36		604,657.91	0.00	0.00
176A	CDARS 13 Month	BT	DPC	03/23/2017	710,001.00		714,645.74		516.10		715,161.84	0.00	0.00
177	CDARS 13 Month	BT	DPC	03/23/2017	710,001.00		714,645.72		516.10		715,161.82	0.00	0.00
178	CDARS 13 Month	BT	DPC	03/23/2017	710,004.00		714,648.75		516.11		715,164.86	0.00	0.00
179B	CDARS 30 Month	BT	DPC	09/06/2018	405,502.00		409,503.99		507.07		410,011.06	0.00	0.00
180	*249 DPC 182 DAY	PROS	DPC	09/04/2016	247,500.00		248,059.92		0.00		248,059.92	97.61	372.11
181A	CDARS 30 Month	BT	HP	09/07/2018	260,000.00		261,872.57		302.65		262,175.22	0.00	0.00
182	CDARS 13 Month	BT	DPC	06/01/2017	710,005.00		713,485.73		515.27		714,001.00	0.00	0.00
183	CDARS 104 Week	BT	DPC	05/03/2018	407,252.00		409,601.81		348.02		409,949.83	0.00	0.00
184	CDARS 13 Month	BT	HP	06/01/2017	108,000.00		108,529.48		78.38		108,607.86	0.00	0.00
185	CDARS 13 Month	BT	HP	07/16/2017	109,000.00		109,427.26		79.03		109,506.29	0.00	0.00
186	CDARS 13 Month	BT	DPC	07/16/2017	710,006.00		712,789.20		514.75		713,303.95	0.00	0.00
187	CDARS 13 Month	BT	DPC	08/05/2017	405,503.00		406,893.54		293.85		407,187.39	0.00	0.00
188	CDARS 13 Month	BT	HP	08/25/2017	110,000.00		110,323.25		79.67		110,402.92	0.00	0.00
189	CDARS 13 Month	BT	DPC	09/21/2017	710,001.00		711,623.22		513.92		712,137.14	0.00	0.00
190	CDARS 52 Week	BT	DPC	08/24/2017	710,002.00		711,223.05		386.69		711,609.74	0.00	0.00
191	CDARS 13 Month	BT	DPC	09/28/2017	710,003.00		711,509.23		513.84		712,023.07	0.00	0.00
192	CDARS 13 Month	BT	DPC	10/05/2017	710,004.00		711,394.25		513.75		711,908.00	0.00	0.00
193	CDARS 13 Month	BT	DPC	10/12/2017	405,504.00		406,231.78		293.38		406,525.16	0.00	0.00
194	CDARS 30 Month	BT	DPC	03/21/2019	405,504.00		405,504.00		1,326.51		406,830.51	167.21	167.21
195	CDARS 13 Month	BT	HP	12/22/2017	130,000.00		130,018.17		93.90		130,112.07	0.00	0.00
Restricted	RB CD *1703 RRC	BT*	DPC	03/26/2017	25,000.00		26,353.89		21.66		26,375.55	3.61	3.61
Restricted	USV CD *1639 TCEQ	BT*	DPC	03/25/2017	12,000.00		12,649.86		10.40		12,660.26	2.07	2.07
	Total CDs				\$ 19,596,964.00		\$ 19,801,920.87	\$ -	\$ 17,072.62	\$ -	\$ 19,818,993.49	\$ 1,897.45	\$ 2,547.85
	TEXPOOL			WAM	267								
	Deposit Pooled Cash	TxP	DPC				\$ 502,619.58	\$ -	\$ 195.10	\$ -	\$ 502,814.68	n/a	n/a
	Interest & Sinking	TxP	I&S				36,091.46	0.00	14.02	0.00	36,105.48	n/a	n/a
	Health Plan	TxP	HP				1,150.76	0.00	0.43	0.00	1,151.19	n/a	n/a
	Total Pools						\$ 539,861.80	\$ -	\$ 209.55	\$ -	\$ 540,071.35		
	Insured Cash Sweeps Accounts												
	Deposit Pooled Cash	BT*		Daily	n/a		\$ 726,663.54	\$ 3,302,393.22	\$ 894.02	\$(1,049,768.36)	\$ 2,980,182.42	n/a	n/a
	Accounts Payable Cash	BT*		Daily	n/a		904,688.93	653,758.47	633.94	(928,357.63)	630,723.71	n/a	n/a
	Payroll Cash	BT*		Daily	n/a		1,003,721.75	516,995.52	522.83	(1,033,630.56)	487,609.54	n/a	n/a
	Health Plan	BT*		Daily	n/a		565,465.86	198,990.50	416.17	(200,053.76)	564,818.87	n/a	n/a
	Total Sweeps						\$ 3,200,540.18	\$ 4,672,137.71	\$ 2,466.96	\$(3,211,810.31)	\$ 4,663,334.54		
	Total Investments			Total WAM days	260		\$ 23,542,322.85	\$ 4,672,137.71	\$ 19,749.13	\$(3,211,810.31)	\$ 25,022,399.38	\$ 1,897.45	\$ 2,547.85


COUNTY CLERK
 2017 FEB 10 AM 10:56
 FILED FOR RECORD

Investments By Type		
BT - Traditional CD	\$ 2,523,653.30	10.09%
BT - CDARS	16,518,650.10	66.02%
Non-Depository CD	737,654.28	2.95%
BT-Restricted CD	39,035.81	0.16%
BT-ICS *	4,663,334.54	18.64%
Pools	540,071.35	2.16%
Total	\$ 25,022,399.38	100.00%
	0.00	

* Does not include in-transit items which can be either positive or negative.

Note BT* - BankTexas is the county's placement bank for both CDARS and ICS accounts into other FDIC covered banks. For bank details use Supplement Investment Schedule.

I hereby submit the above report in addition to attached Supplement Investment Schedule as the written report of investment transactions for all invested funds held by Wood County Treasurer for period shown above and certify that these investments are in compliance with the local investment policy and Public Funds Investment Act.


 Becky S. Burford, Wood County Treasurer
 Wood County Investment Officer

FILED FOR RECORD
 2017 FEB 10 AM 10:56
 COUNTY CLERK, WOOD CO TX

WOOD COUNTY, TEXAS

INVESTMENT ACTIVITY FOR DECEMBER 31, 2016

12/31/2016

CD ID	Description	Bank	Acct	Maturity Date	Original Principal	WAM Index	Prior Balance			Current Balance	This Month's	Accumulated		
							11/30/2016	Purchases/Deposits	Interest Credited	Withdrawals	12/31/2016	Unpaid Interest	Unpaid Interest	
16	*7485 DPC 12 MONTH	BT	DPC	11/10/2017	\$ 500,000.00	\$ 157,000,000.00	\$ 518,862.07	\$ -	\$ 426.46	\$ -	\$ 519,288.53	\$ 355.67	\$ 355.67	
17	*7507 DPC 12 MONTH	BT	DPC	11/10/2017	250,000.00	\$ 78,500,000.00	259,431.06	\$ -	213.23	\$ -	259,644.29	177.83	177.83	
18	*7523 HP 12 MONTH	BT	HP	11/10/2017	75,000.00	\$ 23,550,000.00	77,829.26	\$ -	63.97	\$ -	77,893.23	53.35	53.35	
58	*182 DPC 365 DAY	CNB	DPC	10/15/2017	124,200.00	\$ 35,769,600.00	124,200.00	\$ -	0.00	\$ -	124,200.00	63.63	151.63	
59	*183 DPC 365 DAY	CNB	DPC	10/15/2017	124,200.00	\$ 35,769,600.00	124,200.00	\$ -	0.00	\$ -	124,200.00	63.66	151.63	
60	*884 DPC 365 DAY	FNBW	DPC	10/16/2017	117,500.00	\$ 33,957,500.00	120,597.18	\$ -	0.00	\$ -	120,597.18	70.95	169.78	
61	*885 DPC 365 DAY	FNBW	DPC	10/16/2017	117,500.00	\$ 33,957,500.00	120,597.18	\$ -	0.00	\$ -	120,597.18	70.95	169.78	
96	*4149 365 DAY	BT	DPC	12/31/2016	500,000.00	\$ -	509,365.20	\$ -	276.87	\$ -	509,642.07	46.92	46.92	
97	*4160 365 DAY	BT	HP	12/31/2016	127,500.00	\$ -	129,888.12	\$ -	70.60	\$ -	129,958.72	11.97	14.24	
123	CD 24 month	BT	DPC	08/13/2017	500,000.00	\$ 112,500,000.00	513,128.22	\$ -	485.01	\$ -	513,613.23	356.01	356.01	
124	CD 24 month	BT	DPC	08/13/2017	500,000.00	\$ 112,500,000.00	513,128.22	\$ -	485.01	\$ -	513,613.23	356.01	356.01	
143	CDARS 104 Week	BT	DPC	02/09/2017	402,250.00	\$ 16,090,000.00	410,676.23	\$ -	401.31	\$ -	411,077.54	0.00	0.00	
146	CDARS 104 Week	BT	DPC	04/13/2017	402,251.00	\$ 41,431,853.00	409,862.85	\$ -	400.51	\$ -	410,263.36	0.00	0.00	
149	CDARS 104 Week	BT	DPC	06/01/2017	402,252.00	\$ 61,142,304.00	409,231.59	\$ -	399.89	\$ -	409,631.48	0.00	0.00	
154	CDARS 104 Week	BT	DPC	08/03/2017	705,002.00	\$ 151,575,430.00	715,812.54	\$ -	699.48	\$ -	716,512.02	0.00	0.00	
156	CDARS 104 Week	BT	DPC	08/10/2017	402,505.00	\$ 89,356,110.00	408,533.60	\$ -	395.74	\$ -	408,929.34	0.00	0.00	
162	CDARS 104 Week	BT	DPC	10/12/2017	402,507.00	\$ 114,714,495.00	407,732.55	\$ -	394.96	\$ -	408,127.51	0.00	0.00	
163	CDARS 104 Week	BT	HP	10/19/2017	101,000.00	\$ 29,492,000.00	102,288.87	\$ -	99.08	\$ -	102,387.95	0.00	0.00	
167D	CDARS 30 Month	BT	DPC	05/24/2018	515,000.00	\$ 262,135,000.00	521,136.87	\$ -	602.29	\$ -	521,739.16	0.00	0.00	
168	CDARS 104 Week	BT	HP	11/24/2017	101,001.00	\$ 33,128,328.00	102,030.02	\$ -	86.69	\$ -	102,116.71	0.00	0.00	
168A	CDARS 13 Month	BT	DPC	02/09/2017	600,000.00	\$ 24,000,000.00	604,516.08	\$ -	436.56	\$ -	604,952.64	0.00	0.00	
169	CDARS 104 Week	BT	HP	02/09/2017	76,000.00	\$ 3,040,000.00	76,572.03	\$ -	55.30	\$ -	76,627.33	0.00	0.00	
170	CDARS 104 Week	BT	DPC	01/11/2018	405,500.00	\$ 152,468,000.00	409,093.02	\$ -	347.59	\$ -	409,440.61	0.00	0.00	
171C	CDARS 30 Month	BT	DPC	07/19/2018	620,000.00	\$ 350,300,000.00	626,815.78	\$ -	687.11	\$ -	627,502.89	0.00	0.00	
172C	CDARS 30 Month	BT	DPC	07/19/2018	260,000.00	\$ 146,900,000.00	262,858.22	\$ -	288.14	\$ -	263,146.36	0.00	0.00	
173C	CDARS 30 Month	BT	DPC	07/26/2018	415,000.00	\$ 237,380,000.00	419,458.37	\$ -	459.81	\$ -	419,918.18	0.00	0.00	
174C	CDARS 30 Month	BT	DPC	07/26/2018	415,001.00	\$ 237,380,572.00	419,459.38	\$ -	459.80	\$ -	419,919.18	0.00	0.00	
175C	CDARS 30 Month	BT	DPC	07/26/2018	415,002.00	\$ 237,381,144.00	419,460.40	\$ -	459.80	\$ -	419,920.20	0.00	0.00	
176	CDARS 13 Month	BT	DPC	03/02/2017	600,001.00	\$ 36,800,061.00	604,221.55	\$ -	436.36	\$ -	604,657.91	0.00	0.00	
176A	CDARS 13 Month	BT	DPC	03/23/2017	710,001.00	\$ 58,220,082.00	714,645.74	\$ -	516.10	\$ -	715,161.84	0.00	0.00	
177	CDARS 13 Month	BT	DPC	03/23/2017	710,001.00	\$ 58,220,082.00	714,645.72	\$ -	516.10	\$ -	715,161.82	0.00	0.00	
178	CDARS 13 Month	BT	DPC	03/23/2017	710,004.00	\$ 58,220,328.00	714,648.75	\$ -	516.11	\$ -	715,164.86	0.00	0.00	
179B	CDARS 30 Month	BT	DPC	09/06/2018	405,502.00	\$ 248,978,228.00	409,503.99	\$ -	507.07	\$ -	410,011.06	0.00	0.00	
180	*249 DPC 182 DAY	PROS	DPC	09/04/2016	247,500.00	\$ (29,205,000.00)	248,059.92	\$ -	0.00	\$ -	248,059.92	97.61	372.11	
181A	CDARS 30 Month	BT	HP	09/07/2018	260,000.00	\$ 159,900,000.00	261,872.57	\$ -	302.65	\$ -	262,175.22	0.00	0.00	
182	CDARS 13 Month	BT	DPC	06/01/2017	710,005.00	\$ 107,920,760.00	713,485.73	\$ -	515.27	\$ -	714,001.00	0.00	0.00	
183	CDARS 104 Week	BT	DPC	05/03/2018	407,252.00	\$ 198,738,976.00	409,601.81	\$ -	348.02	\$ -	409,949.83	0.00	0.00	
184	CDARS 13 Month	BT	HP	06/01/2017	108,000.00	\$ 16,416,000.00	108,529.48	\$ -	78.38	\$ -	108,607.86	0.00	0.00	
185	CDARS 13 Month	BT	HP	07/16/2017	109,000.00	\$ 21,473,000.00	109,427.26	\$ -	79.03	\$ -	109,506.29	0.00	0.00	
186	CDARS 13 Month	BT	DPC	07/16/2017	710,006.00	\$ 139,871,182.00	712,789.20	\$ -	514.75	\$ -	713,303.95	0.00	0.00	
187	CDARS 13 Month	BT	DPC	08/05/2017	405,503.00	\$ 87,994,151.00	406,893.54	\$ -	293.85	\$ -	407,187.39	0.00	0.00	
188	CDARS 13 Month	BT	HP	08/25/2017	110,000.00	\$ 26,070,000.00	110,323.25	\$ -	79.67	\$ -	110,402.92	0.00	0.00	
189	CDARS 13 Month	BT	DPC	09/21/2017	710,001.00	\$ 187,440,264.00	711,623.22	\$ -	513.92	\$ -	712,137.14	0.00	0.00	
190	CDARS 52 Week	BT	DPC	08/24/2017	710,002.00	\$ 167,560,472.00	711,223.05	\$ -	386.69	\$ -	711,609.74	0.00	0.00	
191	CDARS 13 Month	BT	DPC	09/28/2017	710,003.00	\$ 192,410,813.00	711,509.23	\$ -	513.84	\$ -	712,023.07	0.00	0.00	
192	CDARS 13 Month	BT	DPC	10/05/2017	710,004.00	\$ 197,381,112.00	711,394.25	\$ -	513.75	\$ -	711,908.00	0.00	0.00	
193	CDARS 13 Month	BT	DPC	10/12/2017	405,504.00	\$ 115,568,640.00	406,231.78	\$ -	293.38	\$ -	406,525.16	0.00	0.00	
194	CDARS 30 Month	BT	DPC	03/21/2019	405,504.00	\$ 328,458,240.00	405,504.00	\$ -	1,328.51	\$ -	406,830.51	167.21	167.21	
195	CDARS 13 Month	BT	HP	12/22/2017	130,000.00	\$ 46,280,000.00	130,018.17	\$ -	93.90	\$ -	130,112.07	0.00	0.00	
Restricted	RB CD *1703 RRC	BT*	DPC	03/26/2017	25,000.00	\$ 2,125,000.00	26,353.89	\$ -	21.66	\$ -	26,375.55	3.61	3.61	
Restricted	USV CD *1639 TCEQ	BT*	DPC	03/25/2017	12,000.00	\$ 1,008,000.00	12,649.86	\$ -	10.40	\$ -	12,660.26	2.07	2.07	
Total CDs					\$ 19,596,964.00	\$ 5,239,069,827.00	\$ 19,801,920.87	\$ -	\$ 17,072.62	\$ -	\$ 19,818,993.49	\$ 1,897.45	\$ 2,547.85	
TEXPOOL					WAM 267									
	Deposit Pooled Cash	TxP	DPC			502,619.58	\$ 502,619.58	\$ -	\$ 195.10	\$ -	\$ 502,814.68	n/a	n/a	
	Interest & Sinking	TxP	I&S			36,091.46	36,091.46	\$ 0.00	14.02	\$ 0.00	36,105.48	n/a	n/a	
	Health Plan	TxP	HP			1,150.76	1,150.76	\$ 0.00	0.43	\$ 0.00	1,151.19	n/a	n/a	
Total Pools						539,861.80	\$ 539,861.80	\$ -	\$ 209.55	\$ -	\$ 540,071.35			
Insured Cash Sweeps Accounts														
	Deposit Pooled Cash	BT*	Daily	n/a			\$ 726,663.54	\$ 3,302,393.32	\$ 894.02	\$ (1,049,768.36)	\$ 2,980,182.52	n/a	n/a	
	Accounts Payable Cash	BT*	Daily	n/a			904,688.93	653,758.47	633.94	(928,357.63)	630,723.71	n/a	n/a	
	Payroll Cash	BT*	Daily				1,003,721.75	516,995.52	522.83	(1,033,630.56)	487,609.54	n/a	n/a	
	Health Plan	BT*	Daily				565,465.96	198,990.50	416.17	(200,053.76)	564,818.87	n/a	n/a	
Total Sweeps							\$ 3,200,540.18	\$ 4,672,137.81	\$ 2,466.96	\$ (3,211,810.31)	\$ 4,663,334.64			
Total Investments					Total WAM days	260	5,239,609,688.80	\$ 23,542,322.85	\$ 4,672,137.81	\$ 19,749.13	\$ (3,211,810.31)	\$ 25,022,399.48	\$ 1,897.45	\$ 2,547.85

FILED IN RECORD
 FEB 10 AM 10:55
 COUNTY CLERK WOOD CO TX

Investments By Type		
BT - Traditional CD	\$ 2,523,653.30	10.09%
BT - CDARS	16,518,650.10	66.02%
Non-Depository CD	737,654.28	2.95%
BT-Restricted CD	39,035.81	0.16%
BT-ICS *	4,663,334.64	18.64%
Pools	540,071.35	2.16%
Total	\$ 25,022,399.48	100.00%
		0.00

* Does not include in-transit items which can be either positive or negative.

Note **BT* - BankTexas is the county's placement bank for both CDARS and ICS accounts into other FDIC covered banks. For bank details use Supplement Investment Schedule.**

I hereby submit the above report in addition to attached Supplement Investment Schedule as the written report of investment transactions for all invested funds held by Wood County Treasurer for period shown above and certify that these investments are in compliance with the local investment policy and Public Funds Investment Act.

Becky S. Burford, Wood County Treasurer
Wood County Investment Officer

FILED FOR RECORD
2017 FEB 10 AM 10:56
COUNTY CLERK, WOOD CO TX

WOOD COUNTY, TEXAS
Supplement Investment Schedule
Summary of FDIC-Insured Institutions
Outside of Depository Bank
12/31/2016

Bank	Location	Balance	Reference	Recap By Type	Totals
City National Bank	Quitman, TX	248,400.00	CD 58& 59	Local CD	\$ 737,654.28
First National Bank-Winnsboro, T	Winnsboro, TX	241,194.36	CD 60& 61	Insured Cash Sweep	4,663,334.64 0.00
Prosperity Bank	Winnsboro, TX	248,059.92	CD #180	CDARS	16,518,650.10 0.00
Bangor Savings Bank	Bangor, NE	245,266.89	CDARS#143		21,919,639.02 0.00
EagleBank	Bethesda, MD	42,919.67	CDARS#143		
First National Bank of Michigan	Kalamazoo, MI	122,890.98	CDARS#143		
Bank of the West	San Francisco, CA	129,099.42	CDARS#146		
Iberiabank	Lafayette, LA	38,933.23	CDARS#146		
Singature Bank	New York, NY	242,230.71	CDARS#146		
Bank of Blue Valley	Overland Park, KS	165,228.59	CDARS#149		
The Citizens National Bank of Blu	Bluffton, OH	244,402.89	CDARS#149		
Capital Bank	Miami, FL	241,377.48	CDARS#154		
EverBank	Jacksonville, FL	52,996.99	CDARS#154		
MB Financial Bank, N.A.	Chicago, IL	241,377.48	CDARS#154		
The Union Bank Company	Columbus Grove, WI	180,760.07	CDARS#154		
Iberiabank	Lafayette, LA	167,638.63	CDARS#156		
Merrick Bank	South Jordan, UT	241,290.71	CDARS#156		
Crestmark Bank	Troy, MI	25,865.20	CDARS#162		
First Bank of Berne	Berne, IN	138,911.00	CDARS#162		
WestBanco Bank, Inc.	Wheeling, WV	243,351.31	CDARS#162		
First Community Bank	Batesville, AK	102,387.95	CDARS#163		
First NBC Bank	New Orleans, LA	24,053.52	CDARS#167D		
First Security Bank	Machinaw, IL	248,842.82	CDARS#167D		
United Bank	Parkersburg, WV	248,842.82	CDARS#167D		
Morris Bank	Dublin, GA	102,116.71	CDARS#168		
Cardinal Bank	McLean, VA	22,740.49	CDARS#168A		
Select Bank & Trust Co.	Dunn, NC	245,509.94	CDARS#168A		
The Freedom Bank of Virginia	Vienna, VA	91,192.27	CDARS#168A		
United Bank	Fairfax, WA	245,509.94	CDARS#168A		
The Freedom Bank of Virginia	Vienna, VA	76,627.33	CDARS#169 - HP		
Bank of Blue Valley	Overland Park, KS	50,485.90	CDARS#170		
Business First Bank	Baton Rouge, LA	41,885.57	CDARS#170		
Landmark Bank, National Associa	Columbia, MO	215,574.78	CDARS#170		
WashingtonFirst Bank	Reston, VA	101,494.36	CDARS#170		
First National Bank	Damariscotta, ME	248,139.36	CDARS#171C		
Frazier Bank	Altus, OK	131,224.17	CDARS#171C		
TirState Capital Bank	Pittsburgh, PA	248,139.36	CDARS#171C		
Commercial Bank	Harrogate, TN	11,717.25	CDARS#172C		
Frazier Bank	Altus, OK	3,289.75	CDARS#172C		
Pathfinder Bank	Oswego, NY	248,139.36	CDARS#172C		
Howard Bank	Elliott City, MD	203,991.41	CDARS#173C		
Security Bank	Tulsa, OK	215,926.77	CDARS#173C		
First National Bank of Omaha	Omaha, NE	125,749.95	CDARS#174C		
Howard Bank	Elliott City, MD	45,088.91	CDARS#174C		
Stonegate Bank	Fort Lauderdale, FL	249,080.32	CDARS#174C		
Allegiance Bank	Houston, TX	249,080.32	CDARS#175C		
First National Bank of Omaha	Omaha, NE	123,330.35	CDARS#175C		
Florida Parishes Bank	Hammond, LA	47,509.53	CDARS#175C		
First National Bank of Oklahoma	Oklahoma City, OK	48,731.69	CDARS#176		
First NBC Bank	New Orleans, LA	175,010.06	CDARS#176		
Lincoln Savings Bank	Cedar Falls, IA	242,870.51	CDARS#176		
WashingtonFirst Bank	Reston, VA	138,045.65	CDARS#176		
Armstrong Bank	Muskogee, OK	69,376.10	CDARS#176A		
CrossFirst Bank	Leawood, KS	7,583.38	CDARS#176A		
First National Bank of Oklahoma	Oklahoma City, OK	194,043.92	CDARS#176A		
First Natl Bank & Tr Co of Vinita	Vinita, OK	198,888.50	CDARS#176A		
The State Bank and Trust Compai	Defiance, OH	245,269.94	CDARS#176A		
Bay Commercial Bank	Walnut Creek, CA	245,269.94	CDARS#177		
Business First Bank	Baton Rouge, LA	197,442.37	CDARS#177		
Pinnacle Bank	Omaha, NE	1,497.24	CDARS#177		
Progressive Bank	Monroe, LA	245,269.94	CDARS#177		
Union State Bank	Florence, TX	25,682.33	CDARS#177		
CrossFirst Bank	Leawood, KS	237,686.57	CDARS#178		
Meridian Bank	Malvern, PA	245,269.94	CDARS#178		
Pinnacle Bank	Omaha, NE	232,208.35	CDARS#178		
Bank of the West	San Francisco, CA	111,031.32	CDARS#179C		
Northern Bank & Trust Company	Woburn, MA	50,234.53	CDARS#179C		
Western Alliance Bank	Phoenix, AZ	248,745.21	CDARS#179C		
EverBank	Jacksonville, FL	185,762.26	CDARS#181B		
St. Louis Bank	Town & Country, TN	76,412.96	CDARS#181B		
Customers Bank	Wyomissing, PA	244,870.43	CDARS#182		
East West Bank	Pasadena, CA	170,423.77	CDARS#182		
Legacy Bank	Wiley, CO	162,444.17	CDARS#182		
The First National Bank of Syracu	Syracuse, KS	136,262.63	CDARS#182		
BankFirst	Norfolk, NE	94,377.08	CDARS#183		
Citizens Savings Bank and Trust	Nashville, TX	76,499.43	CDARS#183		
First Western Trust Bank	Denver, CO	239,073.32	CDARS#183		
The First National Bank of Syracu	Syracuse, KS	108,607.86	CDARS#184		
Optima Bank & Trust Company	Portsmouth, NH	109,506.29	CDARS#185		
Banterra Bank	Marion, IL	244,631.05	CDARS#186		
First Bank of Highland Park	Highland Park, IL	102,630.39	CDARS#186		
Optima Bank & Trust Company	Portsmouth, NH	135,124.76	CDARS#186		
Transportation Alliance Bank, Inc.	Ogden, UT	230,917.75	CDARS#186		
Colony Bank	Fitzgerald, GA	242,001.07	CDARS#187		
KS StateBank	Manhattan, KS	8,133.30	CDARS#187		
West Bank	West Des Moines, IA	157,053.02	CDARS#187		
Central Valley Community Bank	Fresno, CA	110,402.92	CDARS#188		
Amarillo National Bank	Amarillo, TX	244,232.60	CDARS#189		
Legacy Texas Bank	Plano, TX	20,559.68	CDARS#189		
Liberty Bank and Trust Company	New Orleans, LA	7,387.71	CDARS#189		
Southern States Bank	Anniston, AL	244,232.60	CDARS#189		
SpiritBank	Tulsa, OK	195,724.55	CDARS#189		

FILED FOR RECORD
2017 FEB 10 AM 10:56
COUNTY CLERK, WOOD CO TX

WOOD COUNTY, TEXAS
Supplement Investment Schedule
Summary of FDIC-Insured Institutions
Outside of Depository Bank
12/31/2016

FILED FOR RECORD
2017 FEB 10 AM 10:56
WOOD COUNTY CLERK, WOOD CO TX

Bank	Location	Balance	Reference	Recap By Type	Totals
First Capital Bank of Texas, N.A.	Midland, TX	244,051.39	CDARS#190		
Isreal Discount Bank of New York	New York, NY	244,051.39	CDARS#190		
LegacyTexas Bank	Plano, TX	223,506.96	CDARS#190		
Bank Independent	Sheffield, AL	244,192.79	CDARS#191		
Crestmark Bank	Troy, MI	215,101.26	CDARS#191		
EagleBank	Bethesda, MD	198,585.35	CDARS#191		
Lewis & Clark Bank	Oregon City, OR	54,163.67	CDARS#191		
First Community Bank	Chatom, AL	246,659.69	CDARS#192		
First National Bank of North Arka	Berryville, AR	218,588.62	CDARS#192		
Progress Bank and Trust	Huntsville, AL	246,659.69	CDARS#192		
BNC National Bank	Glendale, AZ	162,411.96	CDARS#193		
Old Line Bank	Bowie, MD	244,113.20	CDARS#193		
Bank of America	Charlotte, NC	158,330.51	CDARS#194A		
Mutual of Omaha Bank	Omaha, NE	248,500.00	CDARS#194A		
Cedar Rapids Bank and Trust Co	Cedar Rapids, IA	130,112.07	CDARS#195		
9846 BB&T	Winston Salem, N	245,091.30	ICS-DPC		
4214 BOKF, National Association	Tulsa, OK	245,128.91	ICS-DPC		
58479 Bank of Central Florida	Lakeland, FL	4.62	ICS-DPC		
23621 Berkshire Bank	Pittsfield, MA	245,124.44			
Bremer Bank, National Associati	South St. Paul, M	36,791.44	ICS-DPC		
57919 ConnectOne Bank	Englewood Cliffs,	170,675.46	ICS-DPC		
10248 First International Bank & Trust	Watford City, ND	0.12	ICS-DPC		
2239 First National Bank of Santa Fe	Albuquerque, NM	245,010.73			
58443 First Security Bank of Nevada	Las Vegas, NV	13.00			
4977 First Tennessee Bank, NA	Memphis, TN	244,173.70	ICS-DPC		
15289 Great Western Bank	Watford City, ND	245,128.91	ICS-DPC		
57742 MainStreet Bank	Fairfax, WA	245,053.70	ICS-DPC		
18429 Morton Community Bank	Morton, IL	245,055.92	ICS-DPC		
58415 Pacific Enterprise Bank	Irvine, CA	245,069.07	ICS-DPC		
33867 Quad City Bank and Trust Compa	Bettendorf, IA	0.38	ICS-DPC		
19772 River Valley Bank	Waukesha, WI	245,037.01			
19608 The Park Bank	Madison, WI	77,813.08	ICS-DPC		
23647 TIB The Independent Bankers Bal	Farmers Branch,	245,010.73	ICS-DPC		
110 Bank of the Ozarks	Little Rock, AR	95.38	ICS-AP		
35546 Bofi Federal Bank	San Diego, CA	54.05	ICS-AP		
12923 Bremer Bank, National Associati	South St. Paul, M	139,306.02	ICS-AP		
58443 First Security Bank of Nevada	Las Vegas, NV	245,066.70	ICS-AP		
4977 First Tennessee Bank, NA	Memphis, TN	976.19	ICS-AP		
18429 Morton Community Bank	Morton, IL	80.35	ICS-AP		
Oritani Bank	Township of Was	245,145.02	ICS-AP		
35546 Bofi Federal Bank	San Diego, CA	6.39	ICS-HP		
12923 Bremer Bank, National Associati	South St. Paul, M	1.31	ICS-HP		
57919 ConnectOne Bank	Englewood Cliffs,	74,475.03	ICS-HP		
58443 First Security Bank of Nevada	Las Vegas, NV	22.39	ICS-HP		
8866 Merchants Bank, National Associe	Winona, MN	0.72	ICS-HP		
18429 Morton Community Bank	Morton, IL	1.43	ICS-HP		
58415 Pacific Enterprise Bank	Irvine, CA	9.12	ICS-HP		
33867 Quad City Bank and Trust Compa	Bettendorf, IA	245,162.83	ICS-HP		
30337 Sterling National Bank	Montebello, NY	245,139.65	ICS-HP		
35546 Bofi Federal Bank	San Diego, CA	16.99	ICS-PAY		
12923 Bremer Bank, National Associati	South St. Paul, M	69,062.34	ICS-PAY		
58823 CapStar Bank	Nashville, TN	173,065.59	ICS-PAY		
57919 ConnectOne Bank	Englewood Cliffs,	6.05	ICS-PAY		
10248 First International Bank & Trust	Watford City, ND	155.64	ICS-PAY		
58443 First Security Bank of Nevada	Las Vegas, NV	5.92	ICS-PAY		
First Tennessee Bank, NA	Memphis, TN	6.60	ICS-PAY		
18429 Morton Community Bank	Morton, IL	28.80	ICS-PAY		
28866 Oritani Bank	Township of Was	21.49	ICS-PAY		
58415 Pacific Enterprise Bank	Irvine, CA	73.60	ICS-PAY		
6653 The Park National Bank	Newark, OH	245,166.52	ICS-PAY		
		<u>21,918,639.02</u>			