

WOOD COUNTY, TEXAS
COMBINED STATEMENT OF CASH ACCOUNTS ACTIVITY
FOR THE MONTH ENDING OCTOBER 31, 2017

2018 JAN 12 AM 10:38
 COUNTY CLERK, WOOD COUNTY, TX

FUND CODE	FUND NAME	CASH BALANCE	PRIOR-MONTH	REVISED	RECEIPTS	DISBURSEMENTS	TRANSFER IN(OUT)	Net Change	CASH BALANCE
		9/30/2017	RECLASSES	CASH BALANCE 9/30/2017					10/31/2017
BUDGETED FUNDS									
<u>OPERATING FUNDS</u>									
100	General	\$ 17,633,503.05	\$ (5,662.22)	\$ 17,627,840.83	\$ 770,126.30	\$ (1,172,820.77)	\$ 15,028.05	\$ (387,666.42)	\$ 17,240,174.41
200	Road and Bridge Fund	3,646,036.53		3,646,036.53	323,131.31	(584,666.76)	(21.84)	(261,557.29)	3,384,479.24
270	Tobacco Settlement Fund	78,325.85		78,325.85	0.00	0.00	0.00	0.00	78,325.85
	Total Operating Funds	\$ 21,357,865.43	\$ (5,662.22)	\$ 21,352,203.21	\$ 1,093,257.61	\$ (1,757,487.53)	\$ 15,006.21	\$ (649,223.71)	\$ 20,702,979.50
<u>SPECIAL REVENUE FUNDS</u>									
230	CC-Records Mgmt. & Preservation	574,021.23	7,762.22	581,783.45	11,343.27	(8,572.22)	0.00	2,771.05	584,554.50
231	General Records Mgmt. & Preservation	18,411.77		18,411.77	1,328.83	(109.90)	0.00	1,218.93	19,630.70
232	CC-Records Archive Fee	577,952.24	(2,100.00)	575,852.24	11,120.76	0.00	0.00	11,120.76	586,973.00
234	Courthouse Security	53,722.26		53,722.26	2,452.26	0.00	0.00	2,452.26	56,174.52
235	Hotel and Motel Tax	152,448.71		152,448.71	284.73	(11,682.42)	0.00	(11,397.69)	141,051.02
236	Child Welfare	1,126.22		1,126.22	0.86	(591.61)	0.00	(590.75)	535.47
238	Crime Victims Services	4,581.76		4,581.76	6.27	0.00	0.00	6.27	4,588.03
239	Justice Court Technology	65,642.83		65,642.83	1,134.17	(726.51)	0.00	407.66	66,250.49
240	DC-Records Mgmt & Prservation	26,868.42		26,868.42	431.85	0.00	0.00	431.85	27,300.27
241	JP Building Security Fee	26,734.38		26,734.38	297.77	0.00	0.00	297.77	27,032.15
242	Elections Special	40,338.56		40,338.56	45.94	(8,060.00)	0.00	(8,014.06)	32,324.50
243	Guardianship	45,290.78		45,290.78	442.35	0.00	0.00	442.35	45,733.13
244	CC-Technology	5,097.92		5,097.92	99.06	0.00	0.00	99.06	5,196.98
245	DC-Technology	10,265.88		10,265.88	367.23	0.00	0.00	367.23	10,633.11
246	DC-Records Archive Fee	39,317.12		39,317.12	745.25	0.00	0.00	745.25	40,062.37
247	DC-CT Records Preservation	27,623.34		27,623.34	252.94	0.00	0.00	252.94	27,876.28
260	Law Library	26,112.93		26,112.93	1,936.86	(171.62)	0.00	1,765.24	27,878.17
305	Constable Forfeiture	2,166.87		2,166.87	2.94	0.00	0.00	2.94	2,189.81
	Total Special Revenue Funds	\$ 1,697,923.22	\$ 5,662.22	\$ 1,703,585.44	\$ 32,293.34	\$ (29,914.28)	\$ 0.00	\$ 2,379.06	\$ 1,705,964.50
<u>OTHER FUNDS</u>									
250	Right of Way	823,642.76		823,642.76	1,139.60	0.00	0.00	1,139.60	824,782.36
281	Community Supervision & Corr.	392,751.14		392,751.14	23,588.60	(32,701.74)	0.00	(9,113.14)	383,638.00
290	Juvenile Probation Department	(12,323.38)		(12,323.38)	64,604.00	(24,055.41)	0.00	40,548.59	26,225.21
892	Historical Commission	51,892.62		51,892.62	111.08	(762.32)	0.00	(651.24)	51,041.38
	Total Other Funds	\$ 1,255,763.14	\$ -	\$ 1,255,763.14	\$ 89,443.28	\$ (57,519.47)	\$ -	\$ 31,923.81	\$ 1,287,686.95
	TOTAL BUDGETED FUNDS	\$ 24,311,551.79	\$ -	\$ 24,311,551.79	\$ 1,214,994.23	\$ (1,844,921.28)	\$ 15,006.21	\$ (814,920.64)	23,698,830.95
NON-BUDGETED AND NON-COUNTY FUNDS									
880	Treasurer's State Fees	107,056.09		107,056.09	40,253.52	(131,198.05)	(15,006.21)	(105,950.74)	1,105.35
891	Payroll Fund	321,960.47		321,960.47	0.00	17,563.11	0.00	17,563.11	339,523.58
999	Upper Sabine Valley Waste Mgmt	645,776.17		645,776.17	28,539.70	(66,441.10)	0.00	(39,901.40)	605,874.77
	TOTAL NON-BUDGETED FUNDS	\$ 1,074,792.73	\$ -	\$ 1,074,792.73	\$ 66,793.22	\$ (180,076.04)	\$ (15,006.21)	\$ (128,289.03)	\$ 946,503.70
	TOTAL CASH IN POOLED ACCOUNTS	\$ 25,386,344.52	\$ -	\$ 25,386,344.52	\$ 1,281,787.45	\$ (2,024,997.32)	\$ -	\$ (743,209.87)	\$ 24,643,134.65
0.00									
CASH IN BANK - POOLED CASH ACCOUNTS									
890	AP Pooled Cash	1,595,582.22		1,595,582.22	1,379.42	(1,070,402.82)	845,000.00	(224,023.40)	1,371,558.82
890	Payroll Pooled Cash	1,423,668.97		1,423,668.97	1,259.89	(954,384.50)	1,030,000.00	76,875.39	1,500,544.36
890	Deposits Pooled Cash	9,375,364.68		9,375,364.68	1,265,452.89	0.00	(336,049.37)	929,403.52	10,304,768.20
890	CD Investments	2,334,394.77		2,334,394.77	2,060.49	0.00	0.00	2,060.49	2,336,455.26
890	CD Non-Depository	491,793.14		491,793.14	743.20	0.00	(2,789.10)	(2,025.90)	489,767.24
890	CDARS Investments	9,655,029.10		9,655,029.10	10,448.35	0.00	(1,537,501.53)	(1,527,053.18)	8,127,975.92
890	TexPool Pooled Investments	505,781.64		505,781.64	443.21	0.00	0.00	443.21	506,224.85
890	Jury Pooled Cash	4,730.00		4,730.00	0.00	(210.00)	1,320.00	1,110.00	5,840.00
	TOTAL CASH IN BANK - POOLED CASH ACCOUNTS	\$ 25,386,344.52	\$ -	\$ 25,386,344.52	\$ 1,281,787.45	\$ (2,024,997.32)	\$ 0.00	\$ (743,209.87)	\$ 24,643,134.65
0.00									


FUND CODE	FUND NAME	CASH BALANCE 9/30/2017	RECLASSES	CASH BALANCE 9/30/2017	RECEIPTS	DISBURSEMENTS	TRANSFER IN(OUT)	Net Change	CASH BALANCE 10/31/2017
CASH IN BANK - NON POOLED CASH ACCOUNTS - NON-BUDGET									
BANKTEXAS ACCOUNTS									
200	Road & Bridge CD RRC Restricted	\$ 26,574.21		\$ 26,574.21	\$ 21.84	\$ 0.00	\$ 0.00	\$ 21.84	\$ 26,596.05
233	Sheriff's Forfeiture Fund (Budgeted)	4,349.21		4,349.21	0.00	0.00	0.00	0.00	4,349.21
401	Grant Fund	0.00		0.00	0.00	0.00	0.00	0.00	0.00
601	Interest & Sinking	23,216.61		23,216.61	41.03	0.00	0.00	41.03	23,257.64
895	Health Plan	23,451.64		23,451.64	211,332.13	(105,566.75)	(46,677.25)	59,088.13	82,539.77
895	Health Plan MMKT	644,830.59		644,830.59	1,049.27	0.00	150,000.00	151,049.27	795,879.86
895	Health Plan CD	209,413.90		209,413.90	175.70	0.00	0.00	175.70	209,589.60
895	Health Plan CDARS	852,720.68		852,720.68	1,090.46	0.00	(103,322.75)	(102,232.29)	750,488.39
898	MRP/DPC Clearing	9,126.36		9,126.36	4,025.93	(7,092.13)	0.00	(3,066.20)	6,060.16
	District Clerk Clearing	28,766.90		28,766.90	30,254.97	(30,419.90)	0.00	(164.93)	28,601.97
	JP1 Clearing	26,844.90		26,844.90	19,453.65	(28,727.82)	0.00	(9,274.17)	17,570.73
	JP2 Clearing	11,739.70		11,739.70	11,898.20	(12,945.80)	0.00	(1,047.60)	10,692.10
	JP3 Clearing	11,294.50		11,294.50	12,010.00	(12,054.90)	0.00	(44.90)	11,249.60
	JP4 Clearing	5,092.00		5,092.00	10,151.00	(7,331.10)	0.00	2,819.90	7,911.90
	RV Clearing	0.00		0.00	0.00	0.00	0.00	0.00	0.00
	Treasurer's Credit Card	0.00		0.00	55.00	(55.00)	0.00	0.00	0.00
999	USVSWMD CD TCEQ Restricted	12,755.62		12,755.62	10.48	0.00	0.00	10.48	12,766.10
TOTAL BANKTEXAS - NON POOLED CASH ACCOUNTS		\$ 1,890,176.82	\$ -	\$ 1,890,176.82	\$ 301,569.66	\$ (204,193.40)	\$ 0.00	\$ 97,376.26	\$ 1,987,553.08
TEXPOOL ACCOUNTS									
601	Interest & Sinking	36,318.52		36,318.52	31.79	0.00	0.00	31.79	36,350.31
895	Health Plan	1,157.92		1,157.92	0.93	0.00	0.00	0.93	1,158.85
TOTAL TEXPOOL - NON POOLED CASH ACCOUNTS		\$ 37,476.44	\$ -	\$ 37,476.44	\$ 32.72	\$ 0.00	\$ 0.00	\$ 32.72	\$ 37,509.16
TOTAL CASH IN BANK - NON POOLED CASH ACCOUNTS		\$ 1,927,653.26	\$ -	\$ 1,927,653.26	\$ 301,602.38	\$ (204,193.40)	\$ 0.00	\$ 97,408.98	\$ 2,025,062.24
TOTAL CASH IN BANK - ALL TREASURER'S ACCOUNTS		\$ 27,313,997.78	\$ -	\$ 27,313,997.78	\$ 1,583,389.83	\$ (2,229,190.72)	\$ 0.00	\$ (645,800.89)	\$ 26,668,196.89


Miscellaneous Information

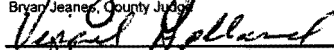
Indebtedness as of 10/31/2017: \$0.00	Certificate of Obligation: None	0.00
RB Line of Credit-Railroad Commission \$25,000 CD Secured - Current	Balance Available \$26,596	
Bank Texas (including CDARS and ICS)	Cash Balance	\$ 25,634,695.64
Non-Depository Investments	Cash Balance	489,767.24
TexPool:	Cash Balance	543,734.01
Total		\$ 26,668,196.89
		0.00
Bank Texas Interest Income: Interest Rate .00%-1.31%		\$ 20,127.69
Certificates of Deposit: Interest Rates Varies		3,011.51
CDARS Interest Income		11,538.81
TexPool Interest Income: Interest Rate 1.0318%		475.93
Total Interest Income		\$ 35,153.94
		0.00

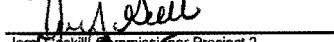
I, Becky S. Burford, County Treasurer, in and for the County of Wood, State of Texas, do hereby present the October 2017 Statement of Cash Accounts Activity, the attached Treasurer's Report of Cash Receipts and Disbursements, and the Report of Securities as true and correct statements, to the best of my knowledge, of accounts under the control of Wood County Treasurer and furthermore state that the fund balances are on deposit earning interest in accordance with the Wood County Investment Policy earning interest in accordance with the Wood County Depository Contract.


Presented, examined, and accepted at the regular term of Commissioners Court on this the 12th day of January 2018.



Becky S. Burford, Wood County Treasurer



Bryan Jeaner, County Judge



Virgil Hilland, Jr., Commissioner Precinct 1



Jerry Gaskill, Commissioner Precinct 2


Mike Summers, Commissioner Precinct 3


Russell Acker, Commissioner Precinct 4


Tom Sellers, Auditor

ATTEST:

Kelley Price, County Clerk



**WOOD COUNTY, TEXAS
 RECAP OF FUNDS BY BANK ACCOUNTS
 FOR THE MONTH ENDING OCTOBER 31, 2017**

2018 JAN 12 AM 10:38
 COUNTY CLERK


Fund	Beginning Cash Balance	M-T-D Receipts	M-T-D Disbursements	Transfers	Ending Balance	BankTexas Quitman	Allocation of Cash			Total Cash
							BankTexas CDARS	Non-Depositofy Banks	TexPool	
200 Road & Bridge CD Restricted	\$ 26,574.21	\$21.84	\$0.00	\$0.00	\$26,596.05	\$26,596.05	\$0.00	\$0.00	\$0.00	\$26,596.05
233 Sheriff Forfeiture Fund	4,349.21	0.00	0.00	0.00	4,349.21	\$4,349.21				\$4,349.21
401 Texas Comm. Dev. Program	0.00	0.00	0.00	0.00	0.00	\$0.00	0.00	0.00	0.00	0.00
601 Interest and Sinking	59,535.13	72.82	0.00	0.00	59,607.95	23,257.64	0.00	0.00	36,350.31	59,607.95
890 Pooled Funds	12,905,127.51	1,268,535.41	(2,024,997.32)	1,540,270.63	13,688,936.23	13,182,711.38	0.00	0.00	506,224.85	13,688,936.23
890 Pooled CDs	12,481,217.01	13,252.04	0.00	(1,540,270.63)	10,954,198.42	2,336,455.26	8,127,975.92	489,767.24	0.00	10,954,198.42
895 Health Plan Fund	24,609.56	211,333.06	(105,566.75)	(46,677.25)	83,698.62	82,539.77	0.00	0.00	1,158.85	83,698.62
895 Health Plan Fund MMKT	644,830.59	1,049.27	0.00	150,000.00	795,879.86	795,879.86	0.00	0.00	0.00	795,879.86
895 Health Plan CDs	1,062,134.58	1,266.16	0.00	(103,322.75)	960,077.99	209,589.60	750,488.39	0.00	0.00	960,077.99
898 MRP/DPC Clearing	9,126.36	4,025.93	(7,092.13)	0.00	6,060.16	6,060.16	0.00	0.00	0.00	6,060.16
District Clerk Clearing	28,766.90	30,254.97	(30,419.90)	0.00	28,601.97	28,601.97	0.00	0.00	0.00	28,601.97
JP1 Clearing	26,844.90	19,453.65	(28,727.82)	0.00	17,570.73	17,570.73	0.00	0.00	0.00	17,570.73
JP2 Clearing	11,739.70	11,898.20	(12,945.80)	0.00	10,692.10	10,692.10	0.00	0.00	0.00	10,692.10
JP3 Clearing	11,294.50	12,010.00	(12,054.90)	0.00	11,249.60	11,249.60	0.00	0.00	0.00	11,249.60
JP4 Clearing	5,092.00	10,151.00	(7,331.10)	0.00	7,911.90	7,911.90	0.00	0.00	0.00	7,911.90
RV Park Clearing	0.00	0.00	0.00	0.00	0.00	0.00	0.00	0.00	0.00	0.00
Treasurer's Credit Card	0.00	55.00	(55.00)	0.00	0.00	0.00	0.00	0.00	0.00	0.00
999 USVSWMD CD Restricted*	<u>12,755.62</u>	<u>10.48</u>	<u>0.00</u>	<u>0.00</u>	<u>12,766.10</u>	<u>12,766.10</u>	<u>0.00</u>	<u>0.00</u>	<u>0.00</u>	<u>12,766.10</u>
Grand Total	\$ 27,313,997.78	\$ 1,583,389.83	\$ (2,229,190.72)	\$ -	\$ 26,668,196.89	\$ 16,756,231.33	\$ 8,878,464.31	\$ 489,767.24	\$ 543,734.01	\$ 26,668,196.89

*Non-County Funds

WOOD COUNTY, TEXAS

INVESTMENT ACTIVITY FOR OCTOBER 31, 2017

10/31/2017				Lock Box BT			Prior Balance			Current Balance	This Month's	Accumulated	
CD ID	Description	Bank	Acct		Term		09/30/2017	Purchases/Deposits	Interest Credited	Withdrawals	10/31/2017	Unpaid Interest	Unpaid Interest
16	*7485 DPC 12 MONTH	BTH	DPC		365		\$ 523,199.79		\$ 430.03		\$ 523,629.82	\$ 301.01	\$ 301.01
17	*7507 DPC 12 MONTH	BTH	DPC		365		261,599.90		215.01		261,814.91	150.50	150.50
18	*7523 HP 12 MONTH	BTH	HP		365		78,479.92		64.50		78,544.42	45.15	45.15
58	*182 DPC 365 DAY	CNB	DPC		365		124,711.66		172.89	(1,384.55)	123,500.00	58.25	148.45
59	*183 DPC 365 DAY	CNB	DPC		365		124,711.66		172.89	(1,384.55)	123,500.00	58.25	148.45
60	*884 DPC 365 DAY	FNBW	DPC		365		121,184.91		198.71		121,383.62	66.97	168.44
61	*885 DPC 365 DAY	FNBW	DPC		365		121,184.91		198.71		121,383.62	66.97	168.44
96	*4149 365 DAY	BTH	DPC		365		513,466.62		436.09		513,902.71	14.06	14.06
97	*4160 365 DAY	BTH	HP		365		130,933.98		111.20		131,045.18	3.58	3.58
123	CD 24 month	BTH	DPC		730		518,064.23		489.68		518,553.91	293.80	293.80
124	CD 24 month	BTH	DPC		730		518,064.23		489.68		518,553.91	293.80	293.80
162	CDARS 104 Week	BTH	DPC		728		411,622.23		141.44	(411,763.67)	0.00	0.00	0.00
163	CDARS 104 Week	BTH	HP		728		103,264.68		58.07	(103,322.75)	0.00	0.00	0.00
167G	CDARS 30 Month	BTH	DPC		910		528,162.49		866.44		529,028.93	0.00	0.00
168	CDARS 104 Week	BTH	HP		728		102,883.32		87.42		102,970.74	0.00	0.00
170	CDARS 104 Week	BTH	DPC		728		412,514.42		350.50		412,864.92	0.00	0.00
171F	CDARS 30 Month	BTH	DPC		910		635,518.80		1,063.84		636,582.64	0.00	0.00
172F	CDARS 30 Month	BTH	DPC		910		266,507.85		446.12		266,953.97	0.00	0.00
173F	CDARS 30 Month	BTH	DPC		910		425,229.33		706.10		425,935.43	0.00	0.00
174F	CDARS 30 Month	BTH	DPC		910		425,230.33		706.10		425,936.43	0.00	0.00
175F	CDARS 30 Month	BTH	DPC		910		425,231.40		706.10		425,937.50	0.00	0.00
179E & 179F	CDARS 30 Month	BTH	DPC		910		415,219.68		681.16		415,900.84	0.00	0.00
181E	CDARS 30 Month	BTH	HP		910		265,498.57		440.07		265,938.64	0.00	0.00
183	CDARS 104 Week	BTH	DPC		728		413,027.47		350.93		413,378.40	0.00	0.00
192 & 192A	CDARS 13 Month	BTH	DPC		392		716,048.08		467.06	(716,515.14)	0.00	0.00	0.00
193 & 193A	CDARS 13 Month	BTH	DPC		392		408,955.97		266.75	(409,222.72)	0.00	0.00	0.00
194C & 194D	CDARS 30 Month	BTH	DPC		910		411,882.24		0.00		411,882.24	674.04	893.87
195	CDARS 13 Month	BTH	HP		392		130,941.89		94.56		131,036.45	0.00	0.00
196 & 196A	CDARS 30 Month	BTH	DPC		910		753,504.72		0.00		753,504.72	1,237.24	1,914.84
197 & 197A	CDARS 30 Month	BTH	DPC		910		753,505.72		0.00		753,505.72	1,237.24	1,914.82
198	CDARS 30 Month	BTH	DPC		910		752,068.01		1,233.76		753,301.77	0.00	0.00
198-2	CDARS 30 Month	BTH	DPC		910		750,399.68		1,231.03		751,630.71	0.00	0.00
199	CDARS 30 Month	BTH	DPC		910		750,400.68		1,231.02		751,631.70	0.00	0.00
200	CDARS 30 Month	BTH	HP		910		250,132.22		410.34		250,542.56	0.00	0.00
Restricted	RB CD *1703 RRC	BTH*	DPC		365		26,574.21		21.84		26,596.05	3.64	3.64
Restricted	USV CD *1639 TCEQ	BTH*	DPC		365		12,755.62		10.48		12,766.10	2.09	2.09
Total CDs							\$ 13,582,681.42	\$ -	\$ 14,550.52	\$ (1,643,593.38)	\$ 11,953,638.56	\$ 4,506.59	\$ 6,464.94
TEXPOOL									0.00		0.00		
WAM													
	Deposit Pooled Cash	TxP	DPC		1		\$ 505,781.64	\$ -	\$ 443.21	\$ -	\$ 506,224.85	n/a	n/a
	Interest & Sinking	TxP	I&S		1		36,318.52		31.79		36,350.31	n/a	n/a
	Health Plan	TxP	HP		1		1,157.92		0.93		1,158.85	n/a	n/a
Total Pools							\$ 543,258.08	\$ -	\$ 475.93	\$ -	\$ 543,734.01		
Money Market Account													
	Deposit Pooled Account	BTH	DPC		1		626,104.61		1,216.37	(1,104.61)	626,216.37		
	Health Plan Account	BTH	HP		1		644,830.59	150,000.00	1,049.27	0.00	795,879.86	n/a	n/a
Total Money Market Accounts							1,368,912.78	150,000.00	2,265.64	(1,104.61)	1,422,096.23		
Insured Cash Sweeps Accounts													
	Deposit Pooled Cash	BTH*			n/a		\$ 8,740,985.71	\$ 2,495,325.73	\$ 16,200.37	\$ (1,871,545.75)	\$ 9,380,966.06	n/a	n/a
	Accounts Payable Cash	BTH*			n/a		1,650,486.44	826,364.72	1,379.42	(1,016,825.28)	1,461,405.30	n/a	n/a
	Payroll Cash	BTH*			n/a		1,432,675.56	1,029,838.39	1,259.89	(954,478.06)	1,509,295.78	n/a	n/a
	Health Plan	BTH*			n/a		169,892.26	290,519.76	212.95	(418,458.24)	42,166.73	n/a	n/a
Total Sweeps							\$ 11,994,039.97	\$ 4,642,048.60	\$ 19,052.63	\$ (4,261,307.33)	\$ 12,393,833.87		
Total Investments							\$ 27,488,892.25	\$ 4,792,048.60	\$ 36,344.72	\$ (5,906,005.32)	\$ 26,313,302.67	\$ 4,506.59	\$ 6,464.94

										Investments By Type		
										BT - Traditional CD	\$ 2,546,044.86	9.68%
										BT - CDARS	8,878,464.31	33.74%
										Non-Depository CD	489,767.24	1.86%
										BT-Restricted CD	39,362.15	0.15%
										BT-ICS *	12,393,833.87	47.10%
										Money Market Accts	1,422,096.23	5.40%
										Pools	543,734.01	2.07%
										Total	\$ 26,313,302.67	100.00%
											0.00	
										* Does not include in-transit items which can be either positive or negative.		
Note	BT* - BankTexas is the county's placement bank for both CDARS and ICS accounts into other FDIC covered banks. For bank details use Supplement Investment Schedule.											
	I hereby submit the above report in addition to attached Supplement Investment Schedule as the written report of investment transactions for all invested funds held by Wood County Treasurer for period shown above and certify that these investments are in compliance with the local investment policy and Public Funds Investment Act.											
												
	Becky S. Burford, Wood County Treasurer Wood County Investment Officer											

WOOD COUNTY, TEXAS
Supplement Investment Schedule
Summary of FDIC-Insured Institutions
Outside of Depository Bank
10/31/2017

Bank	Location	Balance	Reference	Recap By Type	Totals
City National Bank	Quitman, TX	\$ 247,000.00	CD 58& 59	Local CD	\$ 489,767.24
First National Bank-Winnsboro, TX	Winnsboro, TX	242,767.24	CD 60& 61	Insured Cash Sweeps	12,393,833.87
Main Street Bank	Marlborough, MA	174,296.28	CDARS#167G	CDARS	8,878,464.31
The Bank of Tioga	Tioga, ND	114,183.52	CDARS#167G		21,762,065.42
Treynor State Bank	Treynor, IA	240,549.13	CDARS#167G		
Morris Bank	Dublin, GA	102,970.74	CDARS#168		
Bank of Blue Valley	Overland Park, KS	50,908.14	CDARS#170		
Business First Bank	Baton Rouge, LA	42,235.89	CDARS#170		
Landmark Bank, National Association	Columbia, MO	217,377.70	CDARS#170		
WashingtonFirst Bank	Reston, VA	102,343.19	CDARS#170		
Gorham Savings Bank	Gorham, ME	50,035.81	CDARS#171G		
Israel Discount Bank of New York	New York City, NY	123,624.05	CDARS#171G		
Landmark Bank, National Association	Columbia, MO	12,008.59	CDARS#171G		
Lincoln Savings Bank	Cedar Falls, IA	222,513.68	CDARS#171G		
Xenith Bank	Norfolk, VA	228,400.51	CDARS#171G		
Franklin Synergy Bank	Franklin, TN	247,677.24	CDARS#172G		
Xenith Bank	Norfolk, VA	19,276.73	CDARS#172G		
First National Bank	Damariscotta, ME	163,607.09	CDARS#173G		
Gorham Savings Bank	Gorham, ME	188,465.47	CDARS#173G		
Main Street Bank	Marlborough, MA	73,862.87	CDARS#173G		
Howard Bank	Ellicott City, MD	247,581.79	CDARS#174G		
Signature Bank	New York, NY	178,354.64	CDARS#174G		
First National Bank	Damariscotta, ME	83,974.70	CDARS#175G		
First State Bank of Illinois	Peoria, IL	247,581.79	CDARS#175G		
Lincoln Savings Bank	Cedar Falls, IA	25,153.86	CDARS#175G		
Signature Bank	New York, NY	69,227.15	CDARS#175G		
Northern Bank & Trust Company	Woburn, MA	249,223.73	CDARS#179F		
The Washington Trust Company of	Westerly, RI	166,677.11	CDARS#179F		
Bank of Hope	Los Angeles, CA	17,245.77	CDARS#181E		
First Interstate Bank	Billings, MT	248,692.87	CDARS#181E		
BankFirst	Norfolk, NE	95,166.40	CDARS#183		
Citizens Savings Bank and Trust Co	Nashville, TX	77,139.23	CDARS#183		
First Western Trust Bank	Denver, CO	241,072.77	CDARS#183		
Landmark Bank, National Association	Columbia, MO	12,000.00	CDARS#194D		
St. Louis Bank	Town and Country, MO	151,382.24	CDARS#194D		
Wyoming Community Bank	Riverton, NY	248,500.00	CDARS#194D		
Cedar Rapids Bank and Trust Co	Cedar Rapids, IA	131,036.45	CDARS#195		
Old Line Bank	Bowie, MD	248,500.00	CDARS#196A		
Parke Bank	Sewell, NJ	8,004.72	CDARS#196A		
Seaside National Bank & Trust	Orlando, FL	248,500.00	CDARS#196A		
The Bryn Mawr Trust Company	Bryn Mawr, PA	248,500.00	CDARS#196A		
Dime Community Bank	Brooklyn, NY	248,500.00	CDARS#197A		
Eagle Bank	Poison, MT	27,222.49	CDARS#197A		
Parke Bank	Sewell, NJ	240,495.28	CDARS#197A		
Yampa Valley Bank	Steamboat Springs, CO	237,287.95	CDARS#197A		
Bank of Blue Valley	Overland Park, KS	188,324.69	CDARS#198		
Great Southern Bank	Reeds Springs, MO	248,588.59	CDARS#198		
MainStreet Bank	Fairfax, VA	248,588.59	CDARS#198		
SussexBank	Franklin, NJ	67,799.90	CDARS#198		
Horatio State Bank	Horatio, AR	12,026.05	CDARS#198-2		
Magnolia Bank, Incorporated	Magnolia, KY	249,039.31	CDARS#198-2		
Marquis Bank	North Miami Beach, FL	187,906.92	CDARS#198-2		
MB Financial Bank, N.A.	Chicago, IL	249,039.31	CDARS#198-2		
TriState Capital Bank	Jacksonville, FL	1,527.56	CDARS#198-2		
TIAA, FSB	Pittsburgh, PA	52,091.56	CDARS#198-2		
Comhusker Bank	Lincoln, NE	249,039.31	CDARS#199		
Mabrey Bank	Bixby, OK	208,316.11	CDARS#199		
St. Louis Bank	Town and Country, MO	97,328.53	CDARS#199		
TIAA, FSB	Jacksonville, FL	196,947.75	CDARS#199		
CoastalStates Bank	Hilton Head Island, SC	189,410.18	CDARS#200		
Marquis Bank	North Miami Beach, FL	61,132.38	CDARS#200		
35189 Access National Bank	Reston, VA	12.31	ICS-DPC		
5296 Associated Bank, N.A.	Green Bay, WI	211.14	ICS-DPC		
57197 BNC National Bank	Glendale, TX	245,384.90	ICS-DPC		
18408 Bangor Savings Bank	Bangor, ME	245,397.22	ICS-DPC		
110 Bank of the Ozarks	Little Rock, AR	245,397.22	ICS-DPC		
23621 Berkshire Bank	Pittsfield, MA	245,143.36	ICS-DPC		
35545 BofI Federal Bank	San Diego, CA	115.00	ICS-DPC		
12923 Bremer Bank, National Association	South St. Paul, MN	110.21	ICS-DPC		
59049 Capital Bank Corporation	Raleigh, NC	245,397.22	ICS-DPC		
58464 Capital Bank of New Jersey	Vineland, NJ	12.32	ICS-DPC		
11241 Centennial Bank	Conway, AR	0.01	ICS-DPC		
11241 Centennial Bank	Conway, AR	245,397.22	ICS-DPC		
12854 Centier Bank	Merrillville, IN	218.10	ICS-DPC		
22683 CoBiz Bank	Denver, CO	245,384.92	ICS-DPC		
10146 Commonwealth Bank and Trust Co	Louisville, KY	245,384.90	ICS-DPC		
34121 Community Bank, Coast	Biloxi, MS	55,133.02	ICS-DPC		
34444 Customers Bank	Wyomissing, PA	245,345.85	ICS-DPC		
34742 Eagle Bank	Bethesda, MD	245,397.22	ICS-DPC		
58632 Empire National Bank	Islandia, NY	12.31	ICS-DPC		
27408 Enterprise Bank and Trust Company	Lowell, MA	31.92	ICS-DPC		
58647 First Foundation Bank	Irvine, CA	245,384.90	ICS-DPC		
10248 First International Bank & Trust	Watford City, ND	0.01	ICS-DPC		
26543 First National Bank	Wichita Falls, TX	245,298.63	ICS-DPC		
5452 First National Bank of Omaha	Omaha, NE	245,397.22	ICS-DPC		

2018 JAN 12 AM 10:38
 COUNTY CLERK
 WOOD COUNTY, TEXAS

WOOD COUNTY, TEXAS
Supplement Investment Schedule
Summary of FDIC-Insured Institutions
Outside of Depository Bank
10/31/2017

Bank	Location	Balance	Reference	Recap By Type	Totals
4977	First Tennessee Bank, NA	Memphis, TN	245,345.85	ICS-DPC	
659	Five Star Bank	Warsaw, NY	0.01	ICS-DPC	
659	Five Star Bank	Warsaw, NY	245,384.90	ICS-DPC	
58991	Florida Community Bank, N.A.	Weston, FL	245,384.90	ICS-DPC	
58564	Flushing Bank	Uniondale, NY	245,397.22	ICS-DPC	
15545	Frontier Bank	Omaha, NE	0.01	ICS-DPC	
7551	Fulton Bank, N.A.	Lancaster, PA	245,209.37	ICS-DPC	
7074	Glens Falls Natl Bank and Trust C	Glens Falls, NY	245,243.70	ICS-DPC	
6212	Granite Bank	Colebrook, NH	357.23	ICS-DPC	
15289	Great Western Bank	Watertown, SD	245,392.47	ICS-DPC	
59070	HarborOne Bank	Brockton, MA	102.10	ICS-DPC	
28100	Iberiabank	Lafayette, LA	245,397.22	ICS-DPC	
20989	Independence Bank	Havre, MT	245,384.90	ICS-DPC	
3076	Independent Bank	Mckinney, TX	245,397.22	ICS-DPC	
19899	KS StateBank	Manhattan, KS	0.01	ICS-DPC	
12874	Katahdin Trust Company	Patten ME	245384.9	ICS-DPC	
18618	Manufacturers Bank	Los Angeles, CA	153.97	ICS-DPC	
34598	Mercantile Bank of Michigan	Grand Rapids, MI	12.32	ICS-DPC	
8056	Merchants Bank of Indiana	Carmel IN	50.98	ICS-DPC	
14843	MidWestOne Bank	Iowa City, IA	9.82	ICS-DPC	
18429	Morton Community Bank	Morton,IL	245,384.92	ICS-DPC	
32325	Mutual of Omaha Bank	Omaha, NE	245,397.22	ICS-DPC	
7230	NBT Bank, National Association	Norwich, NY	245,377.32	ICS-DPC	
18199	Newtown Savings Bank	Newtown, CT	0.01	ICS-DPC	
28866	Oritani Bank	Township of Washingto	245,397.22	ICS-DPC	
32172	Pacific Premier Bank	Irvine, CA	0.01	ICS-DPC	
35583	Pinnacle Bank	Nashville, TN	245,397.22	ICS-DPC	
57955	Puget Sound Bank	Bellevue, OH	12.32	ICS-DPC	
12437	Renasant Bank	Tupelo, MS	245,395.62	ICS-DPC	
23627	Republic Bank & Trust Company	Louisville, KY	245,397.22	ICS-DPC	
4178	Security Bank	Tulsa, OK	0.01	ICS-DPC	
3890	Simmons Bank	Pine Bluff, AR	12.31	ICS-DPC	
58558	Southern States Bank	Anniston, AL	245,226.03	ICS-DPC	
18812	Southwest Bank	Fort Worth, TX	245,384.90	ICS-DPC	
30337	Sterling National Bank	Montebello, NY	245,397.22	ICS-DPC	
4779	The First National Bank of Syracuse	Syracuse, KS	12.32	ICS-DPC	
6653	The Park National Bank	Newark, OH	245,397.22	ICS-DPC	
13339	The State Bank and Trust Compar	Defiance, OH	333.12	ICS-DPC	
2711	Traditional Bank, Inc.	Mount Sterling, KY	12.30	ICS-DPC	
34781	Transportation Alliance Bank, Inc.	Ogden, UT	12.31	ICS-DPC	
6548	U.S. Bank National Association	Cincinnati, OH	245,397.22	ICS-DPC	
6784	United Bank	Parkersburg, WV	245,333.55	ICS-DPC	
58828	Valley Republic Bank	Bakersfield, CA	102.70	ICS-DPC	
15614	West Bank	West Des Moines, IA	12.32	ICS-DPC	
57512	Western Alliance Bank	Lincoln, NE	245,397.22	ICS-DPC	
3931	Alerus Financial, N.A.	Grand Forks, ND	7.64	ICS-AP	
58629	Allegiance Bank	Houston, TX	46.11	ICS-AP	
5296	Associated Bank, N.A.	Green Bay, WI	245,052.23	ICS-AP	
58479	Bank of Central Florida	Lakeland, FL	8.27	ICS-AP	
19506	Bank of Springfield	Springfield, IL	245,206.89	ICS-AP	
12923	Bremer Bank, National Association	South St. Paul, MN	235,158.98	ICS-AP	
4999	Cadence Bank, N.A.	Birmingham, AL	245,260.99	ICS-AP	
58823	CapStar Bank	Nashville, TN	76.23	ICS-AP	
10248	First International Bank & Trust	Watford City, ND	8.26	ICS-AP	
7888	First National Bank of Pennsylvania	Greenville, PA	146.58	ICS-AP	
33867	Quad City Bank and Trust Compai	Bettendorf, IA	0.29	ICS-AP	
19772	River Valley Bank	Waukesha, WI	245,263.93	ICS-AP	
3890	Simmons Bank	Pine Bluff, AR	0.38	ICS-AP	
4697	The First National Bank of Hutchin	Hutchinson, KS	245,153.94	ICS-AP	
15614	West Bank	West Des Moines, IA	14.58	ICS-AP	
3931	Alerus Financial, N.A.	Grand Forks, ND	0.62	ICS-HP	
19506	Bank of Springfield	Springfield, IL	18.52	ICS-HP	
4214	BOKF, National Association	Tulsa, OK	0.67	ICS-HP	
4999	Cadence Bank, N.A.	Birmingham, AL	2.94	ICS-HP	
58823	CapStar Bank	Nashville, TN	41,983.72	ICS-HP	
33859	Catskill Hudson Bank	Middletown, NY	2.20	ICS-HP	
7888	First National Bank of Pennsylvania	Greenville, PA	30.77	ICS-HP	
19531	Machias Savings Bank	Machias, ME	86.00	ICS-HP	
33867	Quad City Bank and Trust Compai	Bettendorf, IA	22.41	ICS-HP	
4697	The First National Bank of Hutchin	Hutchinson, KS	3.85	ICS-HP	
6784	United Bank - Parkersburg	Parkersburg, WV	6.04	ICS-HP	
15614	West Bank	West Des Moines, IA	8.99	ICS-HP	
58629	Allegiance Bank	Houston, TX	28.29	ICS-PAY	
4214	BOKF, National Association	Tulsa, OK	245,271.53	ICS-PAY	
12923	Bremer Bank, National Association	South St. Paul, MN	9,976.07	ICS-PAY	
58823	CapStar Bank	Nashville, TN	203,063.33	ICS-PAY	
33510	East Boston Savings Bank	Peabody, MA	245,043.96	ICS-PAY	
7888	First National Bank of Pennsylvania	Greenville, PA	10.55	ICS-PAY	
27210	InterBank	Oklahoma City, OK	245,043.96	ICS-PAY	
19531	Machias Savings Bank	Machias, ME	47.95	ICS-PAY	
18013	Mascoma Savings Bank	Lebanon, NH	245,272.19	ICS-PAY	
33867	Quad City Bank and Trust Compai	Bettendorf, IA	245,243.03	ICS-PAY	
3890	Simmons Bank	Pine Bluff, AR	70,048.08	ICS-PAY	
28332	Southern Bank	Poplar Bluff, MO	8.26	ICS-PAY	

