

WOOD COUNTY, TEXAS
COMBINED STATEMENT OF CASH ACCOUNTS ACTIVITY
FOR THE MONTH ENDING SEPTEMBER 30, 2017


FUND CODE	FUND NAME	CASH BALANCE 8/31/2017	RECEIPTS		DISBURSEMENTS		TRANSFER IN/(OUT)	Net Change	CASH BALANCE 9/30/2017
BUDGETED FUNDS									
 OPERATING FUNDS									
		13,516.00							
100	General	\$ 18,867,246.39	\$ 425,447.25	\$ (1,697,406.50)	\$ 18,215.91	\$ (1,253,743.34)	\$ 17,633,503.05		
200	Road and Bridge Fund	4,160,248.80	115,788.97	(629,978.69)	(22.55)	(514,212.27)	3,646,036.53		
270	Tobacco Settlement Fund	78,325.85	0.00	0.00	0.00	0.00	78,325.85		
	Total Operating Funds	\$ 23,125,821.04	\$ 541,236.22	\$ (2,327,385.19)	\$ 18,193.36	\$ (1,767,955.61)	\$ 21,357,865.43		
 SPECIAL REVENUE FUNDS									
230	CC-Records Mgmt. & Preservation	570,025.47	11,777.98	(7,762.22)	0.00	3,995.76	574,021.23		
231	General Records Mgmt. & Preservation	16,811.46	1,622.31	(22.00)	0.00	1,600.31	18,411.77		
232	CC-Records Archive Fee	566,590.47	11,361.77	0.00	0.00	11,381.77	577,952.24		
234	Courthouse Security	50,794.86	2,927.40	0.00	0.00	2,927.40	53,722.26		
235	Hotel and Motel Tax	141,197.94	16,723.72	(3,874.64)	(1,598.31)	11,250.77	152,446.71		
236	Child Welfare	2,729.31	703.27	(2,306.36)	0.00	(1,603.09)	1,126.22		
238	Crime Victims Services	4,564.76	17.00	0.00	0.00	17.00	4,581.76		
239	Justice Court Technology	64,664.11	1,785.05	(606.33)	0.00	1,178.72	65,842.83		
240	DC-Records Mgmt & Preservation	27,259.71	352.47	(743.76)	0.00	(391.29)	26,866.42		
241	JP Building Security Fee	26,273.52	460.86	0.00	0.00	460.86	26,734.38		
242	Elections Special	40,276.80	61.76	0.00	0.00	61.76	40,338.56		
243	Guardianship	44,841.54	449.24	0.00	0.00	449.24	45,290.78		
244	CC-Technology	4,958.16	139.76	0.00	0.00	139.76	5,097.92		
245	DC-Technology	10,024.07	241.81	0.00	0.00	241.81	10,265.88		
246	DC-Records Archive Fee	38,690.70	626.42	0.00	0.00	626.42	39,317.12		
247	DC-CT Records Preservation	27,476.16	147.18	0.00	0.00	147.18	27,623.34		
260	Law Library	24,449.43	1,663.50	(425.34)	425.34	1,663.50	26,112.93		
305	Constable Forfeiture	1,953.83	213.04	0.00	0.00	213.04	2,166.87		
	Total Special Revenue Funds	\$ 1,663,582.30	\$ 51,274.54	\$ (15,760.65)	(\$1,172.97)	\$ 34,340.92	\$ 1,697,923.22		
 OTHER FUNDS									
250	Right of Way	822,368.60	1,274.16	0.00	0.00	1,274.16	823,642.76		
281	Community Supervision & Corr.	361,152.04	80,169.32	(48,569.22)	0.00	31,599.10	392,751.14		
290	Juvenile Probation Department	21,743.21	4,929.00	(25,480.59)	(13,515.00)	(34,066.59)	(12,323.38)		
892	Historical Commission	52,986.55	80.62	(1,374.55)	0.00	(1,293.93)	51,692.62		
	Total Other Funds	\$ 1,258,250.40	\$ 86,452.10	\$ (75,424.36)	\$ (13,515.00)	\$ (2,487.26)	\$ 1,255,763.14		
	TOTAL BUDGETED FUNDS	\$ 26,047,653.74	\$ 678,962.86	\$ (2,418,570.20)	\$ 3,505.39	\$ (1,736,101.95)	\$ 24,311,551.79		
NON-BUDGETED AND NON-COUNTY FUNDS									
880	Treasurer's State Fees	52,795.03	54,261.06	0.00	0.00	54,261.06	107,056.09		
891	Payroll Fund	0.00	0.00	321,960.47	0.00	321,960.47	321,960.47		
999	Upper Sabine Valley Waste Mgmt	677,288.50	40,283.54	(71,795.87)	0.00	(31,512.33)	645,776.17		
	TOTAL NON-BUDGETED FUNDS	\$ 730,083.53	\$ 94,544.60	\$ 250,164.60	\$ -	\$ 344,709.20	\$ 1,074,792.73		
	TOTAL CASH IN POOLED ACCOUNTS	\$ 26,777,737.27	\$ 773,507.46	\$ (2,168,405.60)	\$ 3,505.39	\$ (1,391,392.75)	\$ 25,386,344.52		
CASH IN BANK - POOLED CASH ACCOUNTS									
890	AP Pooled Cash	1,307,639.60	1,396.08	(1,113,453.46)	1,400,000.00	287,942.62	1,598,562.22		
890	Payroll Pooled Cash	975,396.02	1,035.09	(1,052,762.14)	1,500,000.00	448,272.95	1,423,668.97		
890	Deposits Pooled Cash	11,343,164.58	749,898.98	0.00	(2,717,698.88)	(1,967,799.90)	9,375,364.68		
890	CD Investments	2,332,296.10	2,098.67	0.00	0.00	2,098.67	2,334,394.77		
890	CD Non-Depository	740,405.61	563.98	0.00	(249,176.45)	(248,612.47)	491,793.14		
890	CDARS Investments	9,569,955.35	18,093.03	0.00	66,980.72	85,073.75	9,655,029.10		
890	TexPool Pooled Investments	505,360.01	421.63	0.00	0.00	421.63	505,781.64		
890	Jury Pooled Cash	3,520.00	0.00	(2,190.00)	3,400.00	1,210.00	4,730.00		
	TOTAL CASH IN BANK - POOLED CASH ACCOUNTS	\$ 26,777,737.27	\$ 773,507.46	\$ (2,168,405.60)	\$ 3,505.39	\$ (1,391,392.75)	\$ 25,386,344.52		
					(0.00)	0.00			

0.00

FUND CODE	FUND NAME	CASH BALANCE 8/31/2017	RECEIPTS	DISBURSEMENTS	TRANSFER IN/(OUT)	Net Change	CASH BALANCE 9/30/2017
CASH IN BANK - NON POOLED CASH ACCOUNTS - NON-BUDGETED, NON-COUNTY OR OTHER FUNDS							
BANKTEXAS ACCOUNTS							
200	Road & Bridge CD RRC Restricted	\$ 26,551.66	\$ 22.55	\$ 0.00	\$ 0.00	\$ 22.55	\$ 26,574.21
233	Sheriff's Forfeiture Fund (Budgeted)	4,139.41	209.80	0.00	0.00	209.80	4349.21
401	Grant Fund	0.00	0.00	0.00	0.00	0.00	0.00
601	Interest & Sinking	23,164.61	52.00	0.00	0.00	52.00	23,216.61
895	Health Plan	280,866.33	324,170.64	(431,585.33)	(150,000.00)	(257,414.69)	23,451.64
895	Health Plan MMKT	743,812.72	1,017.87	0.00	(100,000.00)	(98,982.13)	644,830.59
895	Health Plan CD	209,239.77	174.13	0.00	0.00	174.13	209,413.90
895	Health Plan CDARS	601,890.61	839.07	0.00	250,000.00	250,830.07	852,720.68
898	MRP/DPC Clearing	13,037.82	3,436.78	(3,842.85)	(3,505.39)	(3,911.46)	9,126.36
	District Clerk Clearing	26,796.81	31,594.90	(29,624.81)	0.00	1,970.09	28,766.90
	JP1 Clearing	36,195.23	29,796.60	(39,146.93)	0.00	(9,350.33)	26,844.90
	JP2 Clearing	14,728.10	12,386.70	(15,375.10)	0.00	(2,988.40)	11,739.70
	JP3 Clearing	19,444.30	12,082.00	(20,231.80)	0.00	(8,149.80)	11,294.50
	JP4 Clearing	15,127.30	4,842.00	(14,877.30)	0.00	(10,035.30)	5,092.00
	RV Clearing	0.00	0.00	0.00	0.00	0.00	0.00
	Treasurer's Credit Card	0.00	156.00	(156.00)	0.00	0.00	0.00
999	USVSWMD CD TCEQ Restricted	12,744.80	10.82	0.00	0.00	10.82	12,755.62
	TOTAL BANKTEXAS - NON POOLED CASH ACCOUNTS	\$ 2,027,739.47	\$ 420,782.86	\$ (554,840.12)	(\$3,505.39)	\$ (137,562.65)	\$ 1,890,176.82
TEXPOOL ACCOUNTS							
601	Interest & Sinking	36,288.24	30.28	0.00	0.00	30.28	36,318.52
895	Health Plan	1,157.02	0.90	0.00	0.00	0.90	1,157.92
	TOTAL TEXPOOL - NON POOLED CASH ACCOUNTS	\$ 37,445.26	\$ 31.18	\$ 0.00	\$ 0.00	\$ 31.18	\$ 37,476.44
	TOTAL CASH IN BANK - NON POOLED CASH ACCOUNTS	\$ 2,065,184.73	\$ 420,814.04	\$ (554,840.12)	(\$3,505.39)	\$ (137,531.47)	\$ 1,927,653.26
	TOTAL CASH IN BANK - ALL TREASURER'S ACCOUNTS	\$ 28,842,922.00	\$ 1,194,321.50	\$ (2,723,245.72)	\$ 0.00	\$ (1,528,924.22)	\$ 27,313,997.78

Miscellaneous Information
 Indebtedness as of 9/30/2017: \$0.00 Certificate of Obligation: None
 RB Line of Credit-Railroad Commission \$25,000 CD Secured - Current Balance Available \$26,574
 Bank Texas (including CDARS and ICS) \$ 26,278,946.56
 Non-Depository Investments 491,793.14
 TexPool: 543,258.08
 Total \$ 27,313,997.78 0.00
 Bank Texas Interest Income: Interest Rate .00%-1.23% \$ 20,646.95
 Certificates of Deposit: Interest Rates Varies 2,321.71
 CDARS Interest Income 10,220.22
 TexPool Interest Income: Interest Rate 1.0151% 460.06
 Total Interest Income \$ 33,648.94 0.00

I, Becky S. Burford, County Treasurer, in and for the County of Wood, State of Texas, do hereby present the September 2017 Statement of Cash Accounts Activity, the attached Treasurer's Report of Cash Receipts and Disbursements, and the Report of Securities as true and correct statements, to the best of my knowledge, of accounts under the control of Wood County Treasurer and furthermore state that the fund balances are on deposit earning interest in accordance with the Wood County Investment Policy earning interest in accordance with the Wood County Depository Contract.


 Becky S. Burford, Wood County Treasurer

Presented, examined, and accepted at the regular term of Commissioners Court on this the 17th day of November 2017

 Bryan Jeanes, County Judge

 Virgil Holland, Jr. Commissioner Precinct 1

 Jerry Gaskill, Commissioner Precinct 2

 Mike Simmons, Commissioner Precinct 3

 Russell Acker, Commissioner Precinct 4

 Terri Sellers, Auditor

ATTEST:

 Kelley Price, County Clerk

**WOOD COUNTY, TEXAS
 RECAP OF FUNDS BY BANK ACCOUNTS
 FOR THE MONTH ENDING SEPTEMBER 30, 2017**

Fund	Beginning Cash Balance	M-T-D Receipts	M-T-D Disbursements	Transfers	Ending Balance	BankTexas Quitman	-----Allocation of Cash-----			Total Cash
							BankTexas CDARS	Non-Depository Banks	TexPool	
200 Road & Bridge CD Restricted	\$ 26,551.66	\$22.55	\$0.00	\$0.00	\$26,574.21	\$26,574.21	\$0.00	\$0.00	\$0.00	\$26,574.21
233 Sheriff Forfeiture Fund	4,139.41	209.80	0.00	0.00	4,349.21	\$4,349.21				\$4,349.21
401 Texas Comm. Dev. Program	0.00	0.00	0.00	0.00	0.00	\$0.00	0.00	0.00	0.00	0.00
601 Interest and Sinking	59,452.85	82.28	0.00	0.00	59,535.13	23,216.61	0.00	0.00	36,318.52	59,535.13
890 Pooled Funds	14,135,080.21	752,751.78	(2,168,405.60)	185,701.12	12,905,127.51	12,399,345.87	0.00	0.00	505,781.64	12,905,127.51
890 Pooled CDs	12,642,657.06	20,755.68	0.00	(182,195.73)	12,481,217.01	2,334,394.77	9,655,029.10	491,793.14	0.00	12,481,217.01
895 Health Plan Fund	282,023.35	324,171.54	(431,585.33)	(150,000.00)	24,609.56	23,451.64	0.00	0.00	1,157.92	24,609.56
895 Health Plan Fund MMKT	743,812.72	1,017.87	0.00	(100,000.00)	644,830.59	644,830.59	0.00	0.00	0.00	644,830.59
895 Health Plan CDs	811,130.38	1,004.20	0.00	250,000.00	1,062,134.58	209,413.90	852,720.68	0.00	0.00	1,062,134.58
898 MRP/DPC Clearing	13,037.82	3,436.78	(3,842.85)	(3,505.39)	9,126.36	9,126.36	0.00	0.00	0.00	9,126.36
District Clerk Clearing	26,796.81	31,594.90	(29,624.81)	0.00	28,766.90	28,766.90	0.00	0.00	0.00	28,766.90
JP1 Clearing	36,195.23	29,796.60	(39,146.93)	0.00	26,844.90	26,844.90	0.00	0.00	0.00	26,844.90
JP2 Clearing	14,728.10	12,386.70	(15,375.10)	0.00	11,739.70	11,739.70	0.00	0.00	0.00	11,739.70
JP3 Clearing	19,444.30	12,082.00	(20,231.80)	0.00	11,294.50	11,294.50	0.00	0.00	0.00	11,294.50
JP4 Clearing	15,127.30	4,842.00	(14,877.30)	0.00	5,092.00	5,092.00	0.00	0.00	0.00	5,092.00
RV Park Clearing	0.00	0.00	0.00	0.00	0.00	0.00	0.00	0.00	0.00	0.00
Treasurer's Credit Card	0.00	156.00	(156.00)	0.00	0.00	0.00	0.00	0.00	0.00	0.00
999 USVSWMD CD Restricted*	<u>12,744.80</u>	<u>10.82</u>	<u>0.00</u>	<u>0.00</u>	<u>12,755.62</u>	<u>12,755.62</u>	<u>0.00</u>	<u>0.00</u>	<u>0.00</u>	<u>12,755.62</u>
Grand Total	\$ 28,842,922.00	\$ 1,194,321.50	\$ (2,723,245.72)	\$ 0.00	\$ 27,313,997.78	\$ 15,771,196.78	\$ 10,507,749.78	\$ 491,793.14	\$ 543,258.08	\$ 27,313,997.78

*Non-County Funds

WOOD COUNTY, TEXAS
COMBINED STATEMENT OF CASH ACCOUNTS ACTIVITY
FOR THE YEAR-TO-DATE ENDING SEPTEMBER 30, 2017

FUND CODE	FUND NAME	CASH BALANCE	REVISION PRIOR-MONTH	CASH BALANCE	YEAR-TO-DATE RECEIPTS	YEAR-TO-DATE DISBURSEMENTS	TRANSFER IN/(OUT)	Net Change	CASH BALANCE
		10/01/2016	RECLASSES	10/01/2016					9/30/2017
BUDGETED FUNDS									
<u>OPERATING FUNDS</u>									
100	General	\$ 15,948,059.45	\$ 18,583.54	\$ 15,966,642.99	\$ 16,195,951.49	\$ (14,604,651.51)	\$ 75,560.08	\$ 1,666,860.06	\$ 17,633,503.05
200	Road and Bridge Fund	3,863,726.88	-	3,863,726.88	5,527,625.13	(5,760,526.18)	15,210.70	(217,690.35)	3,646,036.53
270	Tobacco Settlement Fund	68,240.81	0.00	68,240.81	10,085.04	0.00	0.00	10,085.04	78,325.85
	Total Operating Funds	\$ 19,880,027.14	\$ 18,583.54	\$ 19,896,610.68	\$ 21,733,661.66	\$ (20,365,177.69)	\$ 90,770.78	\$ 1,459,254.75	\$ 21,357,865.43
<u>SPECIAL REVENUE FUNDS</u>									
230	CC-Records Mgmt. & Preservation	496,705.86	-	496,705.86	129,588.41	(52,273.04)	-	77,315.37	574,021.23
231	General Records Mgmt. & Preservation	27,858.83	-	27,858.83	13,389.90	(22,836.96)	-	(9,447.06)	18,411.77
232	CC-Records Archive Fee	469,342.84	-	469,342.84	125,834.40	(17,225.00)	-	108,609.40	577,952.24
234	Courthouse Security	55,084.89	(18,500.00)	36,584.89	30,037.37	(2,000.00)	(10,900.00)	17,137.37	53,722.26
235	Hotel and Motel Tax	98,330.08	(10.47)	98,319.61	142,487.66	(82,464.69)	(5,893.87)	54,129.10	152,448.71
236	Child Welfare	427.28	-	427.28	5,666.43	(4,967.49)	-	898.94	1,126.22
238	Crime Victims Services	4,221.02	-	4,221.02	360.74	-	-	360.74	4,581.76
239	Justice Count Technology	57,677.83	(250.00)	57,427.83	16,459.33	(7,933.89)	(110.44)	8,415.00	65,842.83
240	DC-Records Mgmt. & Preservation	42,684.31	-	42,684.31	4,314.17	(20,130.06)	-	(15,815.89)	26,868.42
241	JP Building Security Fee	23,118.79	-	23,118.79	4,210.59	(585.00)	-	3,615.59	26,734.38
242	Elections Special	32,346.84	-	32,346.84	7,991.72	-	-	7,991.72	40,338.56
243	Guardianship	39,850.38	-	39,850.38	5,440.40	-	-	5,440.40	45,290.78
244	CC-Technology	4,311.98	-	4,311.98	785.94	-	-	785.94	5,097.92
245	DC-Technology	7,084.08	-	7,084.08	3,181.80	-	-	3,181.80	10,265.88
246	DC-Records Archive Fee	32,366.33	-	32,366.33	6,950.79	-	-	6,950.79	39,317.12
247	DC-CT Records Preservation	26,167.46	-	26,167.46	1,455.88	-	-	1,455.88	27,623.34
260	Law Library	25,402.99	-	25,402.99	18,215.08	(13,279.82)	(4,225.32)	709.94	26,112.93
305	Constable Forfeiture	1,934.09	0.00	1,934.09	232.78	0.00	0.00	232.78	2,166.87
	Total Special Revenue Funds	\$ 1,444,915.88	(18,760.47)	\$ 1,426,155.41	\$ 516,603.39	\$ (223,705.95)	\$ (21,129.63)	271,767.81	\$ 1,697,923.22
<u>OTHER FUNDS</u>									
250	Right of Way	813,623.36	-	813,623.36	10,019.40	-	-	10,019.40	823,642.76
281	Community Supervision & Corr.	322,785.12	376.93	323,163.05	528,382.03	(458,793.94)	-	69,588.09	392,751.14
290	Juvenile Probation Department	(245.21)	-	(245.21)	279,790.00	(278,353.17)	(13,515.00)	(12,078.17)	(12,323.38)
892	Historical Commission	45,470.25	(200.00)	45,270.25	5,758.02	(4,335.65)	5,000.00	6,422.37	51,692.62
	Total Other Funds	\$ 1,181,634.52	\$ 176.93	\$ 1,181,811.45	\$ 823,949.45	\$ (741,482.76)	\$ (8,515.00)	73,951.69	\$ 1,255,763.14
	TOTAL BUDGETED FUNDS	\$ 22,506,577.54	\$ (0.00)	\$ 22,506,577.54	\$ 23,074,214.50	\$ (21,330,366.40)	\$ 61,126.15	1,804,974.25	\$ 24,311,551.79
NON-BUDGETED AND NON-COUNTY FUNDS									
880	Treasurer's State Fees	86,710.02	-	86,710.02	516,968.60	(440,170.82)	(56,451.71)	20,346.07	107,056.09
891	Payroll Fund	314,916.70	-	314,916.70	-	7,043.77	-	7,043.77	321,960.47
999	Upper Sabine Valley Waste Mgmt	537,562.96	0.00	537,562.96	958,308.13	(848,925.87)	(1,169.05)	108,213.21	645,776.17
	TOTAL NON-BUDGETED FUNDS	\$ 939,189.68	-	\$ 939,189.68	\$ 1,475,276.73	\$ (1,282,052.92)	\$ (57,620.76)	\$ 135,603.05	\$ 1,074,792.73
	TOTAL CASH IN POOLED ACCOUNTS	\$ 23,445,767.22	(0.00)	\$ 23,445,767.22	\$ 24,549,491.23	\$ (22,612,419.32)	\$ 3,505.39	\$ 1,940,577.30	\$ 25,386,344.52
CASH IN BANK - POOLED CASH ACCOUNTS									
890	AP Pooled Cash	9,445.14	-	9,445.14	10,109.70	(10,310,972.62)	11,887,000.00	1,586,137.08	1,585,582.22
890	Payroll Pooled Cash	73,924.50	-	73,924.50	8,863.28	(12,279,118.81)	13,620,000.00	1,349,744.47	1,423,668.97
890	Deposits Pooled Cash	2,806,619.88	-	2,806,619.88	24,352,620.90	-	(17,783,676.10)	6,568,744.80	9,375,364.68
890	CD Investments	2,310,101.77	-	2,310,101.77	24,293.00	-	-	24,293.00	2,334,394.77
890	CD Non-Depository	738,286.44	-	738,286.44	4,055.93	-	(250,549.23)	(246,493.30)	481,793.14
890	CDARS Investments	17,001,927.82	-	17,001,927.82	146,040.56	-	(7,492,939.28)	(7,346,898.72)	9,655,029.10
890	TexPool Pooled Investments	502,291.67	-	502,291.67	3,489.97	-	-	3,489.97	505,781.64
890	Jury Pooled Cash	3,170.00	0.00	3,170.00	0.00	(22,310.00)	23,870.00	1,560.00	4,730.00
	TOTAL CASH IN BANK - POOLED CASH ACCOUNTS	\$ 23,445,767.22	\$ -	\$ 23,445,767.22	\$ 24,549,473.34	\$ (22,612,401.43)	\$ 3,505.39	\$ 1,940,577.30	\$ 25,386,344.52

COUNTY CLERK, WOOD COUNTY, TX
 2017 DEC -1 AM 10:16
 2017 DEC 1 10:16 AM

FUND CODE	FUND NAME	CASH BALANCE 10/01/2016	REVISION PRIOR-MONTH	CASH BALANCE 10/01/2016	RECLASSES	RECEIPTS	DISBURSEMENTS	TRANSFER IN/(OUT)	Net Change	CASH BALANCE 9/30/2017
BANKTEXAS ACCOUNTS										
200	Road & Bridge CD RRC Restricted	\$ 26,309.91	\$ -	\$ 26,309.91		\$ 264.30	\$ -	\$ -	\$ 264.30	\$ 26,574.21
233	Sheriff's Forfeiture Fund (Budgeted)	\$ 3,201.53		3,201.53		2,147.68	(1,000.00)	-	1,147.68	4,349.21
401	Grant Fund	0.00				109,851.65	(109,851.65)	-	-	0.00
601	Interest & Sinking	22,267.72		22,267.72		948.89	-	-	798.59	23,216.61
895	Health Plan	521,424.17		521,424.17		2,765,780.73	(2,779,771.69)	(483,981.57)	104,949.34	23,451.64
895	Health Plan MMKT	0.00		0.00		4,830.59	-	640,000.00	1,556.71	644,830.59
895	Health Plan CD	207,448.65		207,448.65		1,965.25	-	-	1,556.71	209,413.90
895	Health Plan CDARS	998,794.92		998,794.92		9,944.19	-	(156,018.43)	19,235.23	652,720.68
898	MRP/DPC Clearing	9,703.81		9,703.81		42,945.62	(40,017.68)	(3,505.39)	413.69	9,126.36
	District Clerk Clearing	25,812.84		25,812.84		353,040.41	(350,086.35)	-	2,954.06	28,766.90
	JP1 Clearing	19,094.75		19,094.75		323,754.16	(316,004.01)	-	7,750.15	26,844.90
	JP2 Clearing	15,143.16		15,143.16		158,744.23	(162,147.69)	-	(3,403.46)	11,739.70
	JP3 Clearing Account	15,317.60		15,317.60		251,791.00	(255,814.10)	-	-4,023.10	11,294.50
	JP4 Clearing Account	6,841.50		6,841.50		102,512.58	(104,262.08)	-	-1,749.50	5,092.00
	RV Clearing Account	271.00		271.00		10,484.00	(10,755.00)	-	-271.00	0.00
	Treasurer's Credit Card	0.00		-		1,983.92	(1,983.92)	-	0.00	0.00
999	USVSWMD CD TCEQ Restricted	12,628.75	0.00	12,628.75		126.87	0.00	0.00	126.87	12,755.62
	TOTAL BANKTEXAS - NON POOLED CASH ACCOUN	\$ 1,884,260.31	0.00	\$ 1,884,260.31		\$ 4,141,116.07	\$ (4,131,694.17)	\$ (3,505.39)	\$ 131,306.27	\$ 1,890,176.82
TEXPOOL ACCOUNTS										
601	Interest & Sinking	36,067.89	-	36,067.89		250.63	-	-	250.63	36,318.52
895	Health Plan	1,150.15	0.00	1,150.15		7.77	0.00	0.00	7.77	1,157.92
	TOTAL TEXPOOL - NON POOLED CASH ACCOUNTS	\$ 37,218.04	0.00	\$ 37,218.04		\$ 258.40	\$ -	\$ -	\$ 258.40	\$ 37,476.44
	TOTAL CASH IN BANK - NON POOLED CASH ACCOUNTS	\$ 1,921,478.35	0.00	\$ 1,921,478.35		\$ 4,141,374.47	\$ (4,131,694.17)	\$ (3,505.39)	\$ 131,564.67	\$ 1,927,653.26
	TOTAL CASH IN BANK - ALL TREASURER'S ACCOUNTS	\$ 25,367,245.57	\$ -	\$ 25,367,245.57		\$ 28,690,847.81	\$ (26,744,095.60)	\$ (0.00)	\$ 2,072,141.97	\$ 27,313,997.78

Miscellaneous Information

Indebtedness as of 9/30/2017: \$0.00 Certificate of Obligation: Non-Certificates of Obligation: None
 RB Line of Credit-Railroad Commission \$25,000 CD Secured - Current Balance Available \$26,574

Bank Texas:	Cash Balance	\$ 26,278,946.56
Non-Depository Investments:	Cash Balance	481,793.14
TexPool:	Cash Balance	543,258.08
Total Cash Balance:		\$ 27,313,997.78
Bank Texas Interest Income:	\$ 178,372.48	
Non-Depository Interest Income	4,055.93	
CDARS Interest Income	155,985.87	
TexPool Interest Income:	3,748.37	
Total Interest Income	\$ 342,163.65	0.00

I, Becky S. Burford, County Treasurer, in and for the County of Wood, State of Texas, do hereby present the September 2017 Year-to-date Statement of Cash Accounts Activity, the attached Treasurer's Report of Cash Receipts and Disbursements, and the Report of Securities as true and correct statements, to the best of my knowledge, of accounts under the control of Wood County Treasurer and furthermore state that the fund balance on deposit earning interest in accordance with the Wood County Investment Policy and Wood County Depository Contract.

Becky S. Burford
 Becky S. Burford, Wood County Treasurer

Presented, examined, and accepted at the regular term of Commissioners Court on this the 17th day of November 2017.

Bryan Jeanes
 Bryan Jeanes, County Judge

Virgil Housh
 Virgil Housh, Commissioner Precinct 1


Jerry Gaskill
 Jerry Gaskill, Commissioner Precinct 2

Mike Simmons
 Mike Simmons, Commissioner Precinct 3

Russell Acker
 Russell Acker, Commissioner Precinct 4

Ferr Sellers
 Ferr Sellers, Auditor

ATTEST:
Kelley Price
 Kelley Price, County Clerk



**WOOD COUNTY, TEXAS
 RECAP OF FUNDS BY BANK ACCOUNTS
 FOR THE YEAR-TO-DATE ENDING SEPTEMBER 30, 2017**

Fund	Beginning Cash Balance	Y-T-D Receipts	Y-T-D Disbursements	Transfers	Ending Balance	BankTexas Quitman	Allocation of Cash			Total Cash
							BankTexas CDARS	Non-Depository Banks	TexPool	
200 Road & Bridge CD Restricted	\$ 26,309.91	\$ 264.30	\$ -	\$ -	\$ 26,574.21	26,574.21	0.00	0.00	0.00	\$26,574.21
233 Sheriff Forfeiture Funds	3,201.53	2,147.68	(1,000.00)	-	4,349.21	4,349.21	0.00	0.00	0.00	4,349.21
401 Texas Comm. Dev. Program	-	6,125.00	(6,125.00)	-	0.00	0.00	0.00	0.00	0.00	0.00
601 Interest and Sinking	58,335.61	-1,199.52	-	-	59,535.13	23,216.61	0.00	0.00	36,318.52	59,535.13
890 Pooled Funds	3,395,451.19	24,375,083.85	(22,612,401.43)	7,746,993.90	12,905,127.51	12,399,345.87	0.00	0.00	505,781.64	12,905,127.51
890 Pooled CDs	20,050,316.03	174,389.49	-	(7,743,488.51)	12,481,217.01	2,334,394.77	9,655,029.10	491,793.14	0.00	12,481,217.01
895 Health Plan Fund	522,574.32	2,765,788.50	(2,779,771.69)	(483,981.57)	24,609.56	23,451.64	0.00	0.00	1,157.92	24,609.56
895 Health Plan Fund MMKT	-	4,830.59	-	640,000.00	644,830.59	644,830.59	0.00	0.00	0.00	644,830.59
895 Health Plan CDs	1,206,243.57	11,909.44	-	(156,018.43)	1,062,134.58	209,413.90	852,720.68	0.00	0.00	1,062,134.58
898 MRP/DPC Clearing	9,703.81	42,945.62	(40,017.68)	(3,505.39)	9,126.36	9,126.36	0.00	0.00	0.00	9,126.36
District Clerk Clearing	25,812.84	353,040.41	(350,086.35)	-	28,766.90	28,766.90	0.00	0.00	0.00	28,766.90
JP1 Clearing Account	19,094.75	323,754.16	(316,004.01)	-	26,844.90	26,844.90	0.00	0.00	0.00	26,844.90
JP2 Clearing Account	15,143.16	158,744.23	(162,147.69)	-	11,739.70	11,739.70	0.00	0.00	0.00	11,739.70
JP3 Clearing Account	15,317.60	251,791.00	(255,814.10)	-	11,294.50	11,294.50	0.00	0.00	0.00	11,294.50
JP4 Clearing Account	6,841.50	102,512.58	(104,262.08)	-	5,092.00	5,092.00	0.00	0.00	0.00	5,092.00
RV Park Clearing Account	271.00	10,484.00	(10,755.00)	-	0.00	0.00	0.00	0.00	0.00	0.00
Treasurer's Credit Card	-	1,983.92	(1,983.92)	-	0.00	0.00	0.00	0.00	0.00	0.00
999 USVSWMD CD Restricted*	<u>12,628.75</u>	<u>126.87</u>	<u>0.00</u>	<u>0.00</u>	<u>12,755.62</u>	<u>12,755.62</u>	<u>0.00</u>	<u>0.00</u>	<u>0.00</u>	<u>12,755.62</u>
Grand Total	\$25,367,245.57	\$28,587,121.16	\$ (26,640,368.95)	0.00	\$27,313,997.78	\$15,771,196.78	\$10,507,749.78	\$ 491,793.14	\$ 543,258.08	\$ 27,313,997.78

*Non-County Funds

2017 DEC - 1 AM 10:16
 COUNTY CLERK, WOOD CO TX

SECURITIES PLEDGED TO WOOD COUNTY, TEXAS
Report as of September 30, 2017

ID	Pledge Date	Description	CUSIP	Maturity Date	Current Par	Market Value 31-Aug-17	Market Value 09/31/2017
	02/07/2013	Waco TX ISD	929845RP2	8/15/19	145,000	151,187	150,672
	12/30/2014	Mineola, TX	602771JG3	9/1/19	165,000	175,781	175,291
	02/07/2013	Anahuac TX ISD	032645CZ4	2/15/20	100,000	108,535	108,170
	02/07/2013	Angelina Cnty TX	034717KW7	2/15/20	155,000	157,629	157,472
	02/07/2013	Arlington TX ISD	041826XC7	2/15/20	100,000	104,654	104,353
	12/30/2014	Diboll CTFS OBLIGA	252867KU9	2/15/20	80,000	81,934	81,834
	02/07/2013	Ector TX ISD	279272CQ9	2/15/20	110,000	115,365	115,091
	02/07/2013	Jasper TX ISD	471844HP8	2/15/20	105,000	112,987	112,663
	12/30/2014	Ennis CTFS OBLIG	293425VN1	8/1/20	100,000	104,751	104,563
	02/01/2013	Sanger TX	800876DH4	8/1/20	100,000	104,699	104,876
	01/05/2015	Beeville-CTFS	077131JG6	8/15/20	70,000	71,614	71,518
	02/06/2013	Keller TX	487684U91	8/15/20	140,000	140,239	140,255
	02/01/2013	Lone Oak TX ISD	542218GA4	8/15/20	195,000	200,072	199,789
	12/31/2014	Sulphur Springs-Ref TX	865525QZ5	9/1/20	180,000	182,371	182,192
	12/31/2014	Upton CO-Ref TX	916813AY4	2/1/21	100,000	103,411	103,200
	12/31/2014	Arlington ISD Bldg	041826XP8	2/5/21	150,000	161,203	160,706
	12/31/2014	El Campo ISD	282783FP9	2/15/21	175,000	185,164	184,644
	02/06/2013	Jasper TX ISD	471844HQ6	2/15/21	105,000	115,786	115,366
	02/09/2013	Ferris TX	31569CT3	3/1/21	105,000	109,501	109,210
	12/31/2014	Caldwell Cnty	129006FH0	8/1/21	60,000	62,593	62,386
	12/31/2014	Beeville-CTFS	077131JH4	8/15/21	70,000	73,081	72,895
	12/31/2014	Krum TX	501080DZ5	8/15/21	100,000	111,626	111,212
	12/31/2014	Celina-CTFS OBLG	151141MH8	9/1/21	70,000	74,389	74,185
	02/07/2013	West Univ Place TX	956398QW4	2/1/22	100,000	107,333	106,809
	02/07/2013	Japser TX ISD	471844HR4	2/15/22	110,000	124,439	123,588
	02/07/2013	Ferris TX	315669CU0	3/1/22	110,000	114,699	114,266
	12/31/2014	Lake Jackson Wtr/SWR	510066NW9	4/15/23	100,000	104,869	104,314
	08/03/2015	Nursery ISD SC	67058DBK6	8/15/23	160,000	171,872	170,722
	12/31/2014	Washington Jr. Clg	938688TG3	10/1/23	100,000	109,116	108,630
	11/05/2015	FNMA 10YR	31418A6V5	2/1/24	Released 09/2017	1,342,139	0
	12/31/2014	Watauga-CTFS	941097PA9	2/1/24	100,000	104,651	104,174
	12/31/2014	Belton ISD	081077WG0	2/15/24	100,000	102,886	102,609
		NE TX Cmnty Clg	6643788EE5	4/1/24	175,000	188,893	188,050
	12/31/2014	Beeville-CTFS	077131JM3	8/15/25	155,000	171,458	170,463
	12/31/2014	Watauga-CTFS	941097PE1	2/1/28	105,000	110,817	110,688
	05/31/2017	Wylie-Ref Tx	983064TW6	2/15/29	625,000	665,463	665,050
	07/01/2016	Bowie ISD	102529HM9	8/15/30	405,000	419,369	419,130
	05/31/2017	Arlington ISD TX	41826B49	2/15/34	310,000	323,699	323,606
	04/28/2017	Arlington ISD Bldg	41826S90	02/15/2035	415,000	444,614	444,614
		Austin ISD	052430PT6	08/01/2037	1,115,000	0	1,317,740
					\$6,865,000	\$7,413,888	\$7,376,996

2017 DEC - 1 AM 10:16
 COUNTY CLERK, WOOD CO TX

Total BankTexas Account Balances as of report date:	6,713,969	6,374,360
	110.42%	115.73%


NOTE: FDIC insurance coverage is in addition to listed securities.

WOOD COUNTY, TEXAS

INVESTMENT ACTIVITY FOR SEPTEMBER 30, 2017

09/30/2017

CD ID	Description	Bank	Acct	Maturity Date	Original Principal	Prior Balance		Purchases/Deposits	Interest Credited	Withdrawals	Current Balance	This Month's	Accumulated
						09/30/2017	Unpaid Interest				Unpaid Interest		
16	*7485 DPC 12 MONTH	BTH	DPC	11/10/2017	\$ 500,000.00	\$ 522,755.81		\$ 443.98		\$ 523,199.79	\$ 301.01	\$ 301.01	
17	*7507 DPC 12 MONTH	BTH	DPC	11/10/2017	250,000.00	261,377.91		221.99		261,599.90	150.50	150.50	
18	*7523 HP 12 MONTH	BTH	HP	11/10/2017	75,000.00	78,413.32		66.60		78,479.92	45.15	45.15	
58	*182 DPC 365 DAY	CNB	DPC	10/15/2017	124,200.00	124,711.66		0.00		124,711.66	58.25	148.45	
59	*183 DPC 365 DAY	CNB	DPC	10/15/2017	124,200.00	124,711.66		0.00		124,711.66	58.25	148.45	
60	*884 DPC 365 DAY	FNBW	DPC	10/16/2017	117,500.00	121,184.91		0.00		121,184.91	66.97	168.44	
61	*885 DPC 365 DAY	FNBW	DPC	10/16/2017	117,500.00	121,184.91		0.00		121,184.91	66.97	168.44	
96	*4149 365 DAY	BTH	DPC	12/31/2017	500,000.00	513,044.94		421.68		513,466.62	14.06	14.06	
97	*4160 365 DAY	BTH	HP	12/31/2017	127,500.00	130,826.45		107.53		130,933.98	3.58	3.58	
123	CD 24 month	BTH	DPC	08/13/2017	500,000.00	517,558.72		505.51		518,064.23	293.80	293.80	
124	CD 24 month	BTH	DPC	08/13/2017	500,000.00	517,558.72		505.51		518,064.23	293.80	293.80	
162	CDARS 104 Week	BTH	DPC	10/12/2017	402,507.00	411,236.73		385.50		411,622.23	0.00	0.00	
163	CDARS 104 Week	BTH	HP	10/19/2017	101,000.00	103,167.97		96.71		103,264.68	0.00	0.00	
167G	CDARS 30 Month	BTH	DPC	05/24/2018	515,000.00	527,325.34		837.15		528,162.49	0.00	0.00	
168	CDARS 104 Week	BTH	HP	11/24/2017	101,001.00	102,798.80		84.52		102,883.32	0.00	0.00	
170	CDARS 104 Week	BTH	DPC	01/11/2018	405,500.00	412,175.51		338.91		412,514.42	0.00	0.00	
171F	CDARS 30 Month	BTH	DPC	07/19/2018	620,000.00	634,506.29		1,012.51		635,518.80	0.00	0.00	
172F	CDARS 30 Month	BTH	DPC	07/19/2018	260,000.00	266,083.25		424.60		266,507.85	0.00	0.00	
173F	CDARS 30 Month	BTH	DPC	07/26/2018	415,000.00	424,551.85		677.48		425,229.33	0.00	0.00	
174F	CDARS 30 Month	BTH	DPC	07/26/2018	415,001.00	424,552.85		677.48		425,230.33	0.00	0.00	
175F	CDARS 30 Month	BTH	DPC	07/26/2018	415,002.00	424,553.91		677.49		425,231.40	0.00	0.00	
179E & 179F	CDARS 30 Month	BTH	DPC	09/06/2018	405,502.00	414,565.64		654.04		415,219.68	0.00	0.00	
180	*249 DPC 182 DAY	PROS	DPC	09/04/2016	247,500.00	248,612.47		563.98	(249,176.45)	0.00	0.00	0.00	
181E	CDARS 30 Month	BTH	HP	09/07/2018	260,000.00	265,073.40		425.17		265,498.57	0.00	0.00	
183	CDARS 104 Week	BTH	DPC	05/03/2018	407,252.00	412,688.14		339.33		413,027.47	0.00	0.00	
189	CDARS 13 Month	BTH	DPC	09/21/2017	710,001.00	716,045.07		467.06	(716,512.13)	0.00	0.00	0.00	
191A	CDARS 13 Month	BTH	DPC	09/28/2017	710,003.00	716,047.09		467.06	(716,514.15)	0.00	0.00	0.00	
192 & 192A	CDARS 13 Month	BTH	DPC	10/05/2017	710,004.00	715,948.04		100.04		716,048.08	400.30	400.30	
193 & 193A	CDARS 13 Month	BTH	DPC	10/12/2017	405,504.00	408,832.18		123.79		408,955.97	161.92	161.92	
194C & 194D	CDARS 30 Month	BTH	DPC	03/21/2019	405,504.00	409,966.49		1,915.75		411,882.24	217.83	217.83	
195	CDARS 13 Month	BTH	HP	12/22/2017	130,000.00	130,850.44		91.45		130,941.89	0.00	0.00	
196 & 196A	CDARS 30 Month	BTH	DPC	12/12/2019	750,000.00	750,000.00		3,504.72		753,504.72	677.60	677.60	
197 & 197A	CDARS 30 Month	BTH	DPC	12/12/2019	750,001.00	750,001.00		3,504.72		753,505.72	677.61	677.61	
198	CDARS 30 Month	BTH	DPC	02/06/2020	750,001.00	750,875.97		1,192.04		752,068.01	0.00	0.00	
198-2	CDARS 30 Month	BTH	DPC	03/19/2020	750,003.00	0.00	750,003.00	396.68		750,399.68	0.00	0.00	
199	CDARS 30 Month	BTH	DPC	03/19/2020	750,004.00	0.00	750,004.00	396.68		750,400.68	0.00	0.00	
200	CDARS 30 Month	BTH	HP	03/19/2020	250,000.00	0.00	250,000.00	132.22		250,132.22	0.00	0.00	
Restricted	RB CD *1703 RRC	BTH*	DPC	03/26/2018	25,000.00	26,551.66		22.55		26,574.21	3.64	3.64	
Restricted	USV CD *1639 TCEQ	BTH*	DPC	03/25/2018	12,000.00	12,744.80		10.82		12,755.62	2.09	2.09	
Total CDs					\$ 15,014,190.00	\$ 13,493,083.90	\$ 1,750,007.00	\$ 21,793.25	\$ (1,682,202.73)	\$ 13,582,681.42	\$ 3,493.33	\$ 3,876.67	
TEXPOOL						315		0.00		0.00			
Deposit Pooled Cash		TxP	DPC			\$ 505,360.01	\$ -	\$ 421.63	\$ -	\$ 505,781.64	n/a	n/a	
Interest & Sinking		TxP	I&S			36,288.24		30.28		36,318.52	n/a	n/a	
Health Plan		TxP	HP			1,157.02		0.90		1,157.92	n/a	n/a	
Total Pools						\$ 542,805.27	\$ -	\$ 452.81	\$ -	\$ 543,258.08			
Money Market Account													
Deposit Pooled Account		BTH	DPC			626,158.36		1,104.61	(1,158.36)	626,104.61			
Health Plan Account		BTH	HP			743,812.72	0.00	1,017.87	(100,000.00)	644,830.59	n/a	n/a	
Total Money Market Accounts						1,369,971.08	0.00	2,122.48	(101,158.36)	1,270,935.20			
Insured Cash Sweeps Accounts													
Deposit Pooled Cash		BTH*	Daily	n/a	\$ 10,716,225.22	\$ 1,663,316.75	\$ 15,538.80	\$ (3,654,095.06)	\$ 8,740,985.71	n/a	n/a		
Accounts Payable Cash		BTH*	Daily	n/a	1,241,920.66	1,398,991.73	1,396.08	(991,822.03)	1,650,486.44	n/a	n/a		
Payroll Cash		BTH*	Daily	n/a	976,383.87	1,500,000.00	1,035.09	(1,044,743.40)	1,432,675.56	n/a	n/a		
Health Plan		BTH*	Daily	n/a	316,423.36	300,080.94	284.58	(446,896.62)	169,892.25	n/a	n/a		
Total Sweeps					\$ 13,250,953.11	\$ 4,862,389.42	\$ 18,254.55	\$ (6,137,557.11)	\$ 11,994,039.97				
Total Investments						\$ 28,655,755.06	\$ 6,612,396.42	\$ 42,623.09	\$ (7,920,918.20)	\$ 27,390,914.67	\$ 3,493.33	\$ 3,876.67	
Total WAM days					304								

				Investments By Type		
				BT - Traditional CD	\$ 2,543,808.67	9.29%
				BT - CDARS	10,507,749.78	38.36%
				Non-Depository CD	491,793.14	1.80%
				BT-Restricted CD	39,329.83	0.14%
				BT-ICS *	11,994,039.97	43.79%
				Money Market Accts	1,270,935.20	4.64%
				Pools	543,258.08	1.98%
				Total	\$ 27,390,914.67	100.00%
					0.00	
				* Does not include in-transit items which can be either positive or negative.		
Note	BT* - BankTexas is the county's placement bank for both CDARS and ICS accounts into other FDIC covered banks. For bank details use Supplement Investment Schedule.					
I hereby submit the above report in addition to attached Supplement Investment Schedule as the written report of investment transactions for all invested funds held by Wood County Treasurer for period shown above and certify that these investments are in compliance with the local investment policy and Public Funds Investment Act.						
						
Becky S. Burford, Wood County Treasurer Wood County Investment Officer						

WOOD COUNTY, TEXAS
Supplement Investment Schedule
Summary of FDIC-Insured Institutions
Outside of Depository Bank

09/30/2017

Bank	Location	Balance	Reference	Recap By Type	Totals
City National Bank	Quitman, TX	\$ 249,423.32	CD 58& 59	Local CD	\$ 491,793.14
First National Bank-Winnsboro, TX	Winnsboro, TX	242,369.82	CD 60& 61	Insured Cash Sweeps	11,994,039.97 0.00
Crestmark Bank	Troy, MI	26,086.67	CDARS#162	CDARS	10,507,749.78 0.00
First Bank of Berne	Berne, IN	140,100.47	CDARS#162		22,993,582.89
WestBanco Bank, Inc.	Wheeling, WV	245,435.09	CDARS#162		
First Community Bank-Batesville	Batesville, AK	103,264.68	CDARS#163		
MainStreet Bank	Marlorough, MA	174,010.82	CDARS#167G		
The Bank of Tioga	Tioga, ND	113,996.51	CDARS#167G		
Treynor State Bank	Treynor, IA	240,155.16	CDARS#167G		
Morris Bank	Dublin, GA	102,883.32	CDARS#168		
Bank of Blue Valley	Overland Park, KS	50,864.92	CDARS#170		
Business First Bank	Baton Rouge, LA	42,200.03	CDARS#170		
Landmark Bank, National Associa	Columbia, MO	217,193.16	CDARS#170		
WashingtonFirst Bank	Reston, VA	102,256.31	CDARS#170		
Bank of the West	San Francisco, CA	153,628.56	CDARS#171F		
Bank Hapoalim, B.M.	New York, NY	249,466.03	CDARS#171F		
First National Bank	Damariscotta, ME	232,424.21	CDARS#171F		
First National Bank	Damariscotta, ME	17,041.82	CDARS#172F		
The Bank of Fayette County	Piperton, TN	249,466.03	CDARS#172F		
First State Bank of Illinois	Peoria, IL	151,625.70	CDARS#173F		
Lincoln Savings Bank	Cedar Falls, IA	25,233.91	CDARS#173F		
Signature Bank	New York, NY	248,369.72	CDARS#173F		
Androscooggin Savings Bank	Lewiston, ME	248,369.72	CDARS#174F		
First State Bank of Illinois	Peoria, IL	96,744.01	CDARS#174F		
MainStreet Bank	Malborough, MA	74,097.94	CDARS#174F		
The Business Bank of Saint Louis	Clayton, MO	6,018.66	CDARS#174F		
Succex Bank	Franklin, NJ	161,491.12	CDARS#175F		
The Business Bank of Saint Louis	Clayton, MO	16,900.16	CDARS#175F		
TriState Capital Bank	Pittsburg, PA	246,840.12	CDARS#175F		
Northern Bank & Trust Company	Woburn, MA	248,815.55	CDARS#179F		
The Washington Trust Company of	Westerly, RI	166,404.13	CDARS#179F		
Bank of Hope		17,217.23	CDARS#181E		
First Interstate Bank		248,281.34	CDARS#181E		
BankFirst	Norfolk, NE	95,085.61	CDARS#183		
Citizens Savings Bank and Trust	Nashville, TX	77,073.74	CDARS#183		
First Western Trust Bank	Denver, CO	240,868.12	CDARS#183		
Franklin Synergy Bank	Franklin, TN	248,500.00	CDARS#192A		
Great Plains National Bank	Elk City, OK	248,500.00	CDARS#192A		
UMB Bank, National Association	Kansas City, Mo	219,048.08	CDARS#192A		
FirstCapital Bank of Texas, N.A.	Midland, TX	148,455.97	CDARS#193A		
InterBank	Oklahoma City, OK	248,500.00	CDARS#193A		
Landmark Bank, National Associa	Columbia, MO	12,000.00	CDARS#193A		
Landmark Bank, National Associa	Columbia, MO	12,000.00	CDARS#194D		
St. Louis Bank	Town and Country, MO	151,382.24	CDARS#194D		
Wyoming Community Bank	Riverton, NY	248,500.00	CDARS#194D		
Cedar Rapids Bank and Trust Co	Cedar Rapids, IA	130,941.89	CDARS#195		
Old Line Bank	Bowie, MD	248,500.00	CDARS#196A		
Parke Bank	Sewell, NJ	8,004.72	CDARS#196A		
Seaside National Bank & Trust	Orlando, FL	248,500.00	CDARS#196A		
The Bryn Mawr Trust Company	Bryn Mawr, PA	248,500.00	CDARS#196A		
Dime Community Bank	Brooklyn, NY	248,500.00	CDARS#197A		
Eagle Bank	Polson, MT	27,222.49	CDARS#197A		
Parke Bank	Sewell, NJ	240,495.28	CDARS#197A		
Yampa Valley Bank	Steamboat Springs, CO	237,287.95	CDARS#197A		
Bank of Blue Valley	Overland Park, KS	188,016.25	CDARS#198		
Great Southern Bank	Reeds Springs, MO	248,181.45	CDARS#198		
MainStreet Bank	Fairfax, VA	248,181.45	CDARS#198		
SussexBank	Franklin, NJ	67,688.86	CDARS#198		
Horatio State Bank	Horatio, AR	12,006.35	CDARS#198-2		
Magnolia Bank, Incorporated	Magnolia, KY	248,631.43	CDARS#198-2		
Marquis Bank	North Miami Beach, FL	187,599.17	CDARS#198-2		
MB Financial Bank, N.A.	Chicago, IL	248,631.43	CDARS#198-2		
TriState Capital Bank	Jacksonville, FL	1,525.06	CDARS#198-2		
TIAA, FSB	Pittsburgh, PA	52,006.24	CDARS#198-2		
Cornhusker Bank	Lincoln, NE	248,631.43	CDARS#199		
Mabrey Bank	Bixby, OK	207,974.93	CDARS#199		
St. Louis Bank	Town and Country, MO	97,169.13	CDARS#199		
TIAA, FSB	Jacksonville, FL	196,625.19	CDARS#199		
CoastalStates Bank	Hilton Head Island, SC	189,099.96	CDARS#200		
Marquis Bank	North Miami Beach, FL	61,032.26	CDARS#200		
35189 Access National Bank	Reston, VA	245,329.57	ICS-DPC		
58629 Allegiance Bank	Houston, TX	36.86	ICS-DPC		
5296 Associated Bank, N.A.	Green Bay, WI	218.48	ICS-DPC		
110 Bangor Savings Bank	Bangor, ME	245,368.77	ICS-DPC		
110 Bank of the Ozarks	Little Rock, AR	245,368.77	ICS-DPC		
23621 Berkshire Bank	Pittsfield, MA	258.20	ICS-DPC		
14078 Blackhawk Bank	Beloit, WI	6.45	ICS-DPC		
Bofi Federal Bank	San Diego, CA	245,073.71	ICS-DPC		
59049 Capital Bank Corporation	Raleigh, NC	245,368.77	ICS-DPC		
58464 Capital Bank of New Jersey	Vineland, NJ	245,368.77	ICS-DPC		
11241 Centennial Bank	Conway, AR	245,590.10	ICS-DPC		
12854 Centier Bank	Merrillville, IN	245.91	ICS-DPC		
22683 CoBiz Bank	Denver, CO	245.54	ICS-DPC		
34444 Customers Bank	Wyomissing, PA	245,262.34	ICS-DPC		
32245 Dollar Bank, Federal Savings Bank	Pittsburgh, PA	2.36	ICS-DPC		

COUNTY CLERK, WOOD COUNTY, TX
 RECEIVED - 1 AM 10:16
 11/10/16

WOOD COUNTY, TEXAS
Supplement Investment Schedule
Summary of FDIC-Insured Institutions
Outside of Depository Bank

09/30/2017

	Bank	Location	Balance	Reference	Recap By Type	Totals
34742	Eagle Bank	Bethesda, MD	245,368.77	ICS-DPC		
58632	Empire National Bank	Islandia, NY	245,290.69	ICS-DPC		
27408	Enterprise Bank and Trust Compa	Lowell, MA	245,073.71	ICS-DPC		
10248	First International Bank & Trust	Watford City, ND ,	208.99	ICS-DPC		
5452	First National Bank of Omaha	Omaha, NE	245,368.77	ICS-DPC		
4977	First Tennessee Bank, NA	Memphis, TN	245,050.69	ICS-DPC		
659	Five Star Bank	Warsaw, NY	322.98	ICS-DPC		
58991	Florida Community Bank, N.A.	Weston, FL	18.69	ICS-DPC		
58564	Flushing Bank	Uniondale, NY	245,368.77	ICS-DPC		
15545	Frontier Bank	Omaha, NE	258.20	ICS-DPC		
7551	Fulton Bank, N.A.	Lancaster, PA	258.20	ICS-DPC		
15289	Great Western Bank	Watertown, SD	150,720.19	ICS-DPC		
59070	HarborOne Bank	Brockton, MA	245,368.77	ICS-DPC		
28100	Iberiabank	Lafayette, LA	245,368.77	ICS-DPC		
34076	Illinois Bank & Trust	Rockford, IL	135.21	ICS-DPC		
3076	Independent Bank	Mckinney, TX	245,368.77	ICS-DPC		
19899	KS StateBank	Manhattan, KS	216.79	ICS-DPC		
11106	Lafayette Ambassador Bank	Bethlehem, PA	147.49	ICS-DPC		
18618	Manufacturers Bank	Los Angeles, CA	245,368.77	ICS-DPC		
34598	Mercantile Bank of Michigan	Grand Rapids, MI	245,368.77	ICS-DPC		
8056	Merchants Bank of Indiana	Carmel IN	295.06	ICS-DPC		
18429	Morton Community Bank	Morton, IL	258.20	ICS-DPC		
32325	Mutual of Omaha Bank	Omaha, NE	245,368.77	ICS-DPC		
18199	Newtown Savings Bank	Newtown, CT	258.20	ICS-DPC		
28866	Oritani Bank	Township of Washingto	245,368.77	ICS-DPC		
32172	Pacific Premier Bank	Irvine, CA	286.98	ICS-DPC		
35583	Pinnacle Bank	Nashville, TN	245,368.77	ICS-DPC		
57955	Puget Sound Bank	Bellevue, OH	245,368.77	ICS-DPC		
12437	Renasant Bank	Tupelo, MS	245,368.77	ICS-DPC		
23627	Republic Bank & Trust Company	Louisville, KY	245,368.77	ICS-DPC		
4178	Security Bank	Tulsa, OK	280.92	ICS-DPC		
3890	Simmons Bank	Pine Bluff, AR	245,147.55	ICS-DPC		
30337	Sterling National Bank	Montebello, NY	245,368.77	ICS-DPC		
4779	The First National Bank of Syracuse	Syracuse, KS	245,368.77	ICS-DPC		
6653	The Park National Bank	Newark, OH	245,368.77	ICS-DPC		
13339	The State Bank and Trust Compar	Defiance, OH	245,368.77	ICS-DPC		
2711	Traditional Bank, Inc.	Mount Sterling, KY	245,024.56	ICS-DPC		
34781	Transportation Alliance Bank, Inc.	Ogden, UT	245,232.39	ICS-DPC		
58013	Two Rivers Bank & Trust	Burlington, IA	5.85	ICS-DPC		
6548	U.S. Bank National Association	Cincinnati, OH	5.40	ICS-DPC		
6784	Unified Bank	Parkersburg, WV	245,368.77	ICS-DPC		
15614	West Bank	West Des Moines, IA	245,368.77	ICS-DPC		
57512	Western Alliance Bank	Phoenix, AZ	245,368.77	ICS-DPC		
3931	Alerus Financial, N.A.	Grand Forks, ND	226,597.27	ICS-AP		
5296	Associated Bank, N.A.	Green Bay, WI	245,093.05	ICS-AP		
58479	Bank of Central Florida	Lakeland, FL	245,247.80	ICS-AP		
12923	Bremer Bank, National Association	South St. Paul, MN	197,753.03	ICS-AP		
58823	CapStar Bank	Nashville, TN	245,155.35	ICS-AP		
11241	Centennial Bank	Conway, AR	41.28	ICS-AP		
10248	First International Bank & Trust	Watford City, ND	245,107.37	ICS-AP		
7888	First National Bank of Pennsylvania	Greenville, PA	245,233.47	ICS-AP		
4977	First Tennessee Bank, NA	Memphis, TN	164.73	ICS-AP		
33867	Quad City Bank and Trust Compar	Bettendorf, IA	9.31	ICS-AP		
3890	Simmons Bank	Pine Bluff, AR	57.80			
23474	The American National Bank of Te	Terrell, TX	10.73	ICS-AP		
2711	Traditional Bank, Inc.	Mount Sterling, KY	15.25	ICS-AP		
3931	Alerus Financial, N.A.	Grand Forks, ND	18,447.29	ICS-HP		
4214	BOKF, National Association	Tulsa, OK	5.53	ICS-HP		
58823	CapStar Bank	Nashville, TN	4.87	ICS-HP		
33859	Catskill Hudson Bank	Middletown, NY	65,342.91	ICS-HP		
	First National Bank of Pennsylvania	Greenville, PA	6.85	ICS-HP		
19531	Machias Savings Bank	Machias, ME	85,998.73	ICS-HP		
18013	Mascoma Savings Bank	Lebanon, NH	37.58	ICS-HP		
33867	Quad City Bank and Trust Compar	Bettendorf, IA	40.32	ICS-HP		
2711	Traditional Bank, Inc.	Mount Sterling, KY	8.18	ICS-HP		
3931	Alerus Financial, N.A.	Grand Forks, ND	17.75	ICS-PAY		
4214	BOKF, National Association	Tulsa, OK	245,241.45	ICS-PAY		
12923	Bremer Bank, National Association	South St. Paul, MN	47,478.25	ICS-PAY		
58823	CapStar Bank	Nashville, TN	4.97	ICS-PAY		
4977	First Tennessee Bank, NA	Memphis, TN	35.66	ICS-PAY		
19531	Machias Savings Bank	Machias, ME	159,214.51	ICS-PAY		
18013	Mascoma Savings Bank	Lebanon, NH	245,086.31	ICS-PAY		
33867	Quad City Bank and Trust Compar	Bettendorf, IA	245,181.84	ICS-PAY		
28332	Southern Bank	Poplar Bluff, MO	245,074.31	ICS-PAY		
23474	The American National Bank of Te	Terrell, TX	14.03	ICS-PAY		
5969	The Farmers & Merchants State B	Archbold, OH	245,199.80	ICS-PAY		
2711	Traditional Bank, Inc.	Mount Sterling, KY	126.68	ICS-PAY		
			\$ 22,993,582.89			