

WOOD COUNTY, TEXAS
COMBINED STATEMENT OF CASH ACCOUNTS ACTIVITY
FOR THE MONTH ENDING SEPTEMBER 30, 2023

FUND CODE	FUND NAME	CASH BALANCE		RECEIPTS		DISBURSEMENTS		TRANSFER		Net Change	CASH BALANCE	
		08/31/23						IN(OUT)			09/30/23	
BUDGETED FUNDS												
<u>OPERATING FUNDS</u>												
100	General	\$ 20,769,568.92	\$ (146.92)	\$ 625,156.65	\$ (1,962,650.32)					\$ (1,337,493.67)	\$ 19,431,928.33	
200	Road and Bridge Fund	6,034,532.02		99,870.02	(702,216.16)					(602,346.14)	5,432,185.88	
270	Tobacco Settlement Fund	135,563.07								0.00	135,563.07	
	Total Operating Funds	\$ 26,939,664.01	\$ (146.92)	# \$ 725,026.67	\$ (2,664,866.48)	\$ -	\$ (1,939,839.81)	\$ 24,999,677.28				
<u>SPECIAL REVENUE FUNDS</u>												
230	CC-Records Mgmt. & Preservation	895,373.70	57.87	14,715.20	(5.00)			14,710.20			910,141.77	
231	General Records Mgmt. & Preservation	46,012.55		206.09	(54.95)			151.14			46,163.69	
232	CC-Records Archive Fee	629,797.41		12,511.85				12,511.85			642,309.26	
234	Courthouse Security	103,013.36	38.59	3,800.90	(1,944.90)			1,856.00			104,907.95	
235	Hotel and Motel Tax	486,398.88		10,377.14	(50,872.62)			(40,495.48)			445,903.40	
236	Child Welfare	1,264.61		2.83				2.83			1,267.44	
238	Crime Victims Services	5,695.30		12.79				12.79			5,708.09	
239	Justice Court Technology	52,150.27		472.39	(727.50)			(255.11)			51,895.16	
240	DC-Records Mgmt & Preservation	32,103.15		1,964.79	(4.00)			1,960.79			34,063.94	
241	JP Building Security Fee	3,184.83		114.20				114.20			3,299.03	
242	Elections Special	105,756.35		186.96	(56,022.00)			(55,835.04)			49,921.31	
243	Guardianship	90,777.37		1,495.86				1,495.86			92,273.23	
244	CC-Technology	10,532.97		71.78				71.78			10,604.75	
245	DC-Technology	28,199.83		122.76				122.76			28,322.59	
246	DC-Records Archive Fee	1,884.44		4.22				4.22			1,888.66	
247	DC-CT Records Preservation	1,745.48		3.91				3.91			1,749.39	
260	Law Library	137,489.86	67.53	3,626.00				3,626.00			141,183.39	
305	Constable Forfeiture	1,309.41		2.93	(0.01)			2.92			1,312.33	
402	American Rescue Plan	8,596,603.82		17,783.61	(837,638.37)			(819,854.76)			7,776,748.86	
	Total Special Revenue Funds	\$ 11,229,293.39	\$ 163.99	# \$ 67,476.21	\$ (947,269.35)	\$ -	\$ (879,793.14)	\$ 10,349,664.24				
<u>OTHER FUNDS</u>												
250	Right of Way	901,124.19		2,030.29				2,030.29			903,154.48	
281	Community Supervision & Corr.	181,209.29		105,378.61	(43,833.95)			61,544.66			242,753.95	
290	Juvenile Probation Department	19,767.28	365.00		(21,550.88)			(21,550.88)			(1,418.60)	
892	Historical Commission	54,312.15		121.03	(762.75)			(641.72)			53,670.43	
	Total Other Funds	\$ 1,156,412.91	\$ 365.00	# \$ 107,529.93	\$ (66,147.58)	\$ -	\$ 41,382.35	\$ 1,198,160.26				
	TOTAL BUDGETED FUND	\$ 39,325,370.31	\$ 382.07	# \$ 900,032.81	\$ (3,678,283.41)	\$ -	\$ (2,778,250.60)	\$ 36,547,501.78				
NON-BUDGETED AND NON-COUNTY FUNDS												
880	Treasurer's State Fees	23,835.64	(382.07)	19,205.77	0.00			19,205.77			42,659.34	
891	Payroll Fund	418,580.00		0.00	(418,580.00)			(418,580.00)			0.00	
	TOTAL NON-BUDGETED FUNDS	\$ 442,415.64	\$ (382.07)	# \$ 19,205.77	\$ (418,580.00)	\$ -	\$ (399,374.23)	\$ 42,659.34				
	TOTAL CASH IN POOLED ACCOUNTS	\$ 39,767,785.95		\$ 919,238.58	\$ (4,096,863.41)	\$ -	\$ (3,177,624.83)	\$ 36,590,161.12				
	CASH IN BANK - POOLED CASH ACCOUNTS	0.00						0.00			0.00	
890	AP Pooled Cash	428,598.02		271.41	(2,373,614.70)	4,210,000.00		1,836,656.71			2,265,254.73	
890	Payroll Pooled Cash	367,078.59		247.94	(1,723,248.71)	3,550,000.00		1,826,999.23			2,194,077.82	
890	Deposits Pooled Cash	16,079,452.38		839,122.74	0.00	(8,760,000.00)		(7,920,877.26)			8,158,575.12	
890	CD Investments	13,107,548.80		35,361.36	0.00			35,361.36			13,142,910.16	
890	CD Non-Depository	499,621.79						0.00			499,621.79	
890	CDAFS Investments	(0.00)						0.00			(0.00)	
890	TexPool Pooled Investments	9,279,196.37		44,235.13		1,000,000.00		1,044,235.13			10,323,431.50	
890	Jury Pooled Cash	6,290.00	0.00	0.00	0.00	0.00		0.00			6,290.00	
	TOTAL CASH IN BANK - POOLED CASH ACCOUNTS	\$ 39,767,785.95		\$ 919,238.58	\$ (4,096,863.41)	\$ -	\$ (3,177,624.83)	\$ 36,590,161.12				
		0.00		0.00	0.00	0.00		0.00			0.00	

FILED FOR RECORD
 2023 DEC 12 AM 11:49
 KELLEY PRICE
 COUNTY CLERK, WOOD CO TX

FUND CODE	FUND NAME	CASH BALANCE 08/31/23	RECEIPTS	DISBURSEMENTS	TRANSFER IN/(OUT)	Net Change	CASH BALANCE 09/30/23
CASH IN BANK - NON POOLED CASH ACCOUNTS - NON-BUDGETED, NON-COUNTY OR OTHER FUNDS							
ORIGIN BANK ACCOUNTS							
200	Road & Bridge CD RRC Restricted	\$ 28,287.49	\$ 24.02			\$24.02	\$28,311.51
233	Sheriff's Forfeiture Fund (Budgeted)	7,646.20		-389.40		0.00	7,256.80
401	Grant Fund	0.00				0.00	0.00
601	Interest & Sinking	4,077.43	25.56			25.56	4,102.99
895	Health Plan	93,088.92	543,002.14	(434,731.77)		108,270.37	201,359.29
895	Health Plan CD	0.00				0.00	0.00
895	Health Plan CDARS	0.00				0.00	0.00
898	MRF/DPC Clearing	18,376.94	5,093.58	(1,728.85)		3,364.73	21,741.67
	District Clerk Clearing	27,660.61	27,654.66	0.00		27,654.66	55,315.27
	JP1 Clearing	7,371.35	12,693.00	(8,012.35)		4,680.65	12,052.00
	JP2 Clearing	9,483.20	7,142.40	(9,816.20)		(2,673.80)	6,809.40
	JP3 Clearing - CNB	6,338.06	4,699.50	(6,423.50)		(1,724.00)	4,614.06
	JP4 Clearing	2,976.00	5,238.00	(3,420.00)		1,818.00	4,794.00
	Treasurer's Credit Card	34.14	0.00	0.00		0.00	34.14
	TOTAL BANKTEXAS - NON POOLED CASH ACCOUNTS	\$ 205,340.34	\$ 605,572.86	\$ (464,132.67)	\$0.00	\$141,440.19	\$346,391.13
TEXPOOL ACCOUNTS							
601	Interest & Sinking	66,028.32	288.84			288.84	66,317.16
895	Health Plan	264,088.68	1,184.46			1,184.46	265,273.14
	TOTAL TEXPOOL - NON POOLED CASH ACCOUNTS	\$330,117.00	\$1,473.30	\$0.00	\$0.00	\$ 1,473.30	\$ 331,590.30
	TOTAL CASH IN BANK - NON POOLED CASH ACCOUNTS	\$ 535,457.34	\$ 607,046.16	\$ (464,132.67)	\$0.00	\$ 142,913.49	\$ 677,981.43
	TOTAL CASH IN BANK - ALL TREASURER'S ACCOUNTS	\$ 40,303,243.29	\$ 1,526,284.74	\$ (4,560,996.08)	\$0.00	(3,034,711.34)	\$ 37,268,142.55

Miscellaneous Information 0.00
 Indebtedness as of 08/31/2023: \$0.00 Certificate of Obligation: None
 RB Line of Credit-Railroad Commission \$25,000 CD Secured - Current Balance Available \$28,084

Origin Bank(Including CDARS and ICS)	\$ 26,113,498.96	
Non-Depository Investments	499,621.79	
TexPool:	10,655,021.80	
Total	\$ 37,268,142.55	0.00
Bank Texas Interest Income: Interest Rate .50%-.3.92%	\$ 6,408.78	
Certificates of Deposit: Interest Rates Varies	35,385.38	
CDARS Interest Income	0.00	
TexPool Interest Income: Interest Rate 5.32%	45,203.56	
Total Interest Income	\$ 86,997.72	0.00

I, Daphne Carter, County Treasurer, in and for the County of Wood, State of Texas, do hereby present the SEPTEMBER 2023 Statement of Cash Accounts Activity, the attached Treasurer's Report of Cash Receipts and Disbursements, and the Report of Securities as true and correct statements, to the best of my knowledge, of accounts under the control of Wood County Treasurer and furthermore state that the fund balances are on deposit earning interest in accordance with the Wood County Investment Policy earning interest in accordance with the Wood County Depository Contract.

Presented, examined, and accepted at the regular term of Commissioners Court on this 1st day of October 2023

Daphne Carter
Daphne Carter, Wood County Treasurer

Kevin White
Kevin White, County Judge



Virgil Holland, Jr.
Virgil Holland, Jr. Commissioner, Precinct 1

Jerry Gaskill
Jerry Gaskill, Commissioner Precinct 2

Mike Simmons
Mike Simmons, Commissioner Precinct 3

Russell Acker
Russell Acker, Commissioner Precinct 4

Terri Sellars
Terri Sellars, Auditor



Kelley Price
Kelley Price, County Clerk

Trishley Buras
Trishley Buras, Chief Deputy

WOOD COUNTY, TEXAS
COMBINED STATEMENT OF CASH ACCOUNTS ACTIVITY
FOR THE YEAR-TO-DATE THROUGH SEPTEMBER 31, 2023

FUND CODE	FUND NAME	CASH BALANCE 09/30/2022	PRIOR-YEAR	REVISED	CURRENT-YEAR			TRANSFER	Net Change	CASH BALANCE 09/30/23
			RECLASSES	CASH BALANCE 9/30/2022	RECLASSES	RECEIPTS	DISBURSEMENTS	IN/(OUT)		
BUDGETED FUNDS										
OPERATING FUNDS										
100	General	\$ 19,617,215.57	\$ 1,469.03	\$ 19,618,684.60	\$ -	\$ 20,661,985.66	\$ (20,862,795.56)	\$ 14,053.63	\$ 4,863,534.66	\$ 19,431,928.33
200	Road and Bridge Fund	4,970,403.63	(187.79)	4,970,215.84	0.00	8,246,907.14	(7,784,803.23)	(133.87)	3,787,387.41	5,432,185.88
270	Tobacco Settlement Fund	125,573.89	-	125,573.89	0.00	9,989.18	-	-	9,989.18	135,563.07
	Total Operating Funds	\$ 24,713,193.09	\$ (146.92)	\$ 24,714,474.33	\$ -	\$ 28,918,881.98	\$ (28,647,598.79)	\$ 13,919.76	\$ 8,660,911.25	\$ 24,999,677.28
SPECIAL REVENUE FUNDS										
230	CC-Records Mgmt. & Preservation	1,013,931.16	57.87	1,013,989.03	0.00	156,171.86	(260,019.12)	0.00	(103,847.26)	910,141.77
231	General Records Mgmt. & Preservation	46,114.87	-	46,114.87	0.00	8,179.93	(8,131.11)	0.00	48.82	46,163.69
232	CC-Records Archive Fee	507,104.64	-	507,104.64	0.00	135,204.62	0.00	0.00	135,204.62	642,309.26
234	Courthouse Security	88,571.26	38.59	88,609.85	0.00	38,811.80	(6,783.70)	(15,750.00)	16,298.10	104,907.95
235	Hotel and Motel Tax	438,477.36	-	438,477.36	0.00	183,799.20	(176,373.16)	0.00	7,426.04	445,903.40
236	Child Welfare	2,127.00	-	2,127.00	0.00	6,220.10	(7,079.66)	0.00	(859.56)	1,267.44
238	Crime Victims Services	5,417.71	-	5,417.71	0.00	382.37	(91.99)	0.00	290.38	5,708.09
239	Justice Court Technology	55,842.65	(1,448.23)	54,394.42	0.00	6,958.24	(9,457.50)	0.00	49,651.01	51,895.16
240	DC-Records Mgmt & Preservation	37,962.33	-	37,962.33	0.00	20,597.08	(24,495.47)	0.00	(3,898.39)	34,063.94
241	JP Building Security Fee	4,948.16	-	4,948.16	0.00	2,012.27	(3,661.40)	0.00	(1,649.13)	3,299.03
242	Elections Special	98,535.39	-	98,535.39	0.00	7,407.92	(56,022.00)	0.00	(48,614.08)	49,921.31
243	Guardianship	79,772.07	-	79,772.07	0.00	12,501.16	0.00	0.00	12,501.16	92,273.23
244	CC-Technology	9,783.16	-	9,783.16	0.00	821.59	0.00	0.00	821.59	10,604.75
245	DC-Technology	26,835.77	-	26,835.77	0.00	1,486.82	0.00	0.00	1,486.82	28,322.59
246	DC-Records Archive Fee	1,268.72	-	1,268.72	0.00	619.94	0.00	0.00	619.94	1,888.66
247	DC-CT Records Preservation	1,333.18	-	1,333.18	0.00	804.97	(388.76)	0.00	416.21	1,749.39
260	Law Library	111,730.15	67.53	111,797.68	0.00	33,250.71	(3,865.00)	0.00	29,385.71	141,183.39
305	Constable Forfeiture	1,288.56	-	1,288.56	0.00	23.81	(0.04)	0.00	23.77	1,312.33
402	American Rescue Plan	8,819,934.66	20.07	8,819,954.73	0.00	158,032.50	(1,201,238.37)	0.00	(1,043,205.87)	7,776,748.86
	Total Special Revenue Funds	\$ 11,350,978.80	\$ 163.99	\$ 11,349,714.63	\$ -	\$ 773,286.89	\$ (1,757,587.28)	\$ (15,750.00)	\$ (947,900.12)	\$ 10,349,664.24
OTHER FUNDS										
250	Right of Way	886,509.46	-	886,509.46	0.00	16,645.02	0.00	0.00	8,300.58	903,154.48
281	Community Supervision & Corr.	217,486.69	-	217,486.69	0.00	557,865.60	(532,598.34)	0.00	(18,802.00)	242,753.95
290	Juvenile Probation Department	(5,779.40)	365.00	(5,414.40)	0.00	265,666.64	(261,700.84)	0.00	54,416.16	(1,418.60)
892	Historical Commission	52,779.64	-	52,779.64	0.00	6,110.74	(5,219.95)	0.00	3,108.04	53,670.43
	Total Other Funds	\$ 1,150,986.39	\$ 365.00	\$ 1,151,361.39	\$ -	\$ 846,318.00	\$ (799,519.13)	\$ 0.00	\$ 47,022.78	\$ 1,198,160.26
	TOTAL BUDGETED FUNDS	\$ 37,215,168.28	\$ 382.07	\$ 37,215,550.35	\$ -	\$ 30,538,486.87	\$ (31,204,705.20)	\$ (1,830.24)	\$ 7,760,033.91	\$ 36,547,501.78
NON-BUDGETED AND NON-COUNTY FUNDS										
880	Treasurer's State Fees	54,157.35	(382.07)	53,775.28	0.00	276,144.99	(287,260.93)	0.00	(11,115.94)	42,659.34
891	Payroll Fund	(0.00)	-	(0.00)	0.00	0.04	(0.04)	0.00	0.00	(0.00)
	TOTAL NON-BUDGETED FUNDS	\$ 54,157.35	\$ (382.07)	\$ 53,775.28	\$ -	\$ 276,145.03	\$ (287,260.97)	\$ -	\$ (11,115.94)	\$ 42,659.34
	TOTAL CASH IN POOLED ACCOUNTS	\$ 37,269,325.63	\$ -	\$ 37,269,325.63	\$ -	\$ 30,814,631.90	\$ (31,491,966.17)	\$ (1,830.24)	\$ 7,748,917.97	\$ 36,590,161.12
CASH IN BANK - POOLED CASH ACCOUNTS										
890	AP Pooled Cash	1,909,978.19	-	1,909,978.19	0.00	4,111.78	(15,358,835.24)	15,710,000.00	355,276.54	2,265,254.73
890	Payroll Pooled Cash	1,262,391.59	-	1,262,391.59	0.00	2,875.77	(15,871,189.54)	16,800,000.00	931,686.23	2,194,077.82
890	Deposits Pooled Cash	10,499,955.27	-	10,499,955.27	0.00	31,513,043.48	(242,761.39)	(33,611,662.24)	(2,341,380.15)	8,158,576.12
890	CD Investments	14,272,067.24	-	14,272,067.24	0.00	(1,129,157.08)	0.00	0.00	(1,129,157.08)	13,142,910.16
890	CD Non-Depository	493,567.44	-	493,567.44	0.00	6,054.35	0.00	0.00	6,054.35	499,621.79
890	CDARS Investments	(0.00)	-	(0.00)	0.00	0.00	0.00	0.00	0.00	(0.00)
890	TexPool Pooled Investments	8,824,705.90	-	8,824,705.90	0.00	41,489.60	0.00	1,083,832.00	1,498,725.60	10,323,431.50
890	Jury Pooled Cash	6,660.00	-	6,660.00	0.00	2,810.00	(19,180.00)	16,000.00	(370.00)	6,290.00
	TOTAL CASH IN BANK - POOLED CASH ACCOUNTS	\$ 37,269,325.63	\$ -	\$ 37,269,325.63	\$ -	\$ 30,814,631.90	\$ (31,491,966.17)	\$ (1,830.24)	\$ (679,164.51)	\$ 36,590,161.12

RECEIVED
 SEP 12 AM 11:00
 WOOD COUNTY CLERK
 FOR RECORD

FUND CODE	FUND NAME	PRIOR-YEAR		REVISED	CURRENT-YEAR			TRANSFER IN/(OUT)	Net Change	CASH BALANCE 09/30/23
		CASH BALANCE 9/30/2022	RECLASSES	CASH BALANCE 9/30/2022	RECLASSES	RECEIPTS	DISBURSEMENTS			
CASH IN BANK - NON POOLED CASH ACCOUNTS - NON-BUDGETED, NON										
BANKTEXAS ACCOUNTS										
200	Road & Bridge CD RRC Restricted	\$ 28,106.43	\$ 0.36	\$ 28,106.79	\$ -	\$ 204.72	\$ -	\$ -	\$ 204.72	\$ 28,311.51
233	Sheriff's Forfeiture Fund (Budgeted)	7,321.20	(389.40)	6,931.80	0.00	1,036.00	(711.00)	-	325.00	7,256.80
401	Grant Fund	0.00	-	0.00	0.00	148,106.31	(148,106.31)	-	0.00	0.00
601	Interest & Sinking	3,572.00	-	3,572.00	0.00	541.06	-	(10.07)	530.99	4,102.99
895	Health Plan	707,858.45	-	707,858.45	0.00	3,781,083.54	(4,287,582.70)	-	(506,499.16)	201,359.29
895	Health Plan CD	0.00	-	0.00	0.00	-	-	-	0.00	0.00
895	Health Plan CDARS	0.00	-	0.00	0.00	-	-	-	0.00	0.00
898	MRP/DPC Clearing	17,786.75	(4,804.71)	12,982.04	0.00	61,222.89	(52,463.26)	-	8,759.63	21,741.67
	District Clerk Clearing	26,541.81	-	26,541.81	0.00	388,438.21	(359,664.75)	-	28,773.46	55,315.27
	JP1 Clearing	15,346.20	-	15,346.20	0.00	129,164.65	(132,458.85)	-	(3,294.20)	12,052.00
	JP2 Clearing	35,802.15	-	35,802.15	0.00	137,816.62	(166,809.37)	-	(28,992.75)	6,809.40
	JP3 Clearing	6,517.30	-	6,517.30	0.00	69,382.27	(71,285.51)	-	(1,903.24)	4,614.06
	JP4 Clearing	4,631.00	-	4,631.00	0.00	64,124.34	(63,961.34)	-	163.00	4,794.00
	Treasurer's Credit Card	0.00	-	0.00	0.00	64.57	(30.43)	-	34.14	34.14
	TOTAL BANKTEXAS - NON POOLED CASH ACCOUNTS	\$ 853,483.29	\$ (5,193.75)	\$ 848,289.54	\$ -	\$ 4,781,185.18	\$ (5,283,073.52)	(\$10.07)	\$ (501,898.41)	\$ 346,391.13
TEXPOOL ACCOUNTS										
601	Interest & Sinking	63,379.75	0.00	63,379.75	0.00	2,937.41	0.00	0.00	2,937.41	66,317.16
895	Health Plan	253,495.69	0.00	253,495.69	0.00	11,777.45	0.00	0.00	11,777.45	265,273.14
	TOTAL TEXPOOL - NON POOLED CASH ACCOUNTS	\$ 316,875.44	\$ -	\$ 316,875.44	\$ -	\$ 14,714.86	\$ 0.00	\$ 0.00	\$ 14,714.86	\$ 331,590.30
	TOTAL CASH IN BANK - NON POOLED CASH ACCOUNTS	\$ 1,170,358.73	\$ (5,193.75)	\$ 1,165,164.98	\$ -	\$ 4,795,900.04	\$ (5,283,073.52)	(\$10.07)	\$ (487,183.55)	\$ 677,981.43
	TOTAL CASH IN BANK - ALL TREASURER'S ACCOUNTS	\$ 38,439,684.36	\$ (5,193.75)	\$ 38,434,490.61	\$ -	\$ 35,610,531.94	\$ (36,775,039.69)	(\$1,840.31)	\$ (1,166,348.06)	\$ 37,268,142.55

Miscellaneous Information 0.00 0.00

Indebtedness as of 9/30/2022: \$0.00	Certificate of Obligation: None	
RB Line of Credit-Railroad Commission \$25,000 CD Secured - Current Balance Available \$28,084		
Origin Bank (including CDARS and ICS) Cash Balance		\$ 26,113,498.96
Non-Depository Investments Cash Balance		\$ 499,621.79
TexPool: Cash Balance		\$ 10,655,021.80
Total		\$ 37,268,142.55
Origin Bank Interest Income:		\$ 97,983.56
Certificates of Deposit:		252,496.99
CDARS Interest Income:		0.00
TexPool Interest Income:		429,103.32
Total Interest Income		\$ 779,583.87

I, Daphne Carter, County Treasurer, in and for the County of Wood, State of Texas, do hereby present the SEPTEMBER 2023 Statement of Cash Accounts Activity, the attached Treasurer's Report of Cash Receipts and Disbursements, and the Report of Securities as true and correct statements to the best of my knowledge, of accounts under the control of Wood County Treasurer and furthermore state that the fund balances are on deposit earning interest in accordance with the Wood County Investment Policy earning interest in accordance with the Wood County Depository Contract.

Presented, examined, and accepted at the regular term of Commissioners Court on this 21st day of October, 2023.

Daphne Carter

 Daphne Carter, Wood County Treasurer

Kevin White

 Kevin White, County Judge

Virgil Holland, Jr.

 Virgil Holland, Jr. Commissioner Precinct 1

Jerry Waskol

 Jerry Waskol, Commissioner Precinct 2

Mike Simmons


 Mike Simmons, Commissioner Precinct 3

Russell Acker

 Russell Acker, Commissioner Precinct 4

Terri Sellars

 Terri Sellars, Auditor



ATTEST:
Kelley Price by *Shirley Burns*

 Kelley Price, County Clerk Chief Deputy

