

WOOD COUNTY, TEXAS
COMBINED STATEMENT OF CASH ACCOUNTS ACTIVITY
FOR THE MONTH ENDING AUGUST 31, 2017



FUND CODE	FUND NAME	CASH BALANCE 7/31/2017	RECEIPTS	DISBURSEMENTS	TRANSFER IN/(OUT)	Net Change	CASH BALANCE 8/31/2017
BUDGETED FUNDS							
<u>OPERATING FUNDS</u>							
100	General	\$ 19,530,711.66	\$ 406,059.30	\$ (1,055,686.98)	\$ 6,162.41	\$ (843,465.27)	\$ 18,887,246.39
200	Road and Bridge Fund	4,460,581.45	112,431.49	(412,104.16)	(659.98)	(300,332.65)	4,160,248.80
270	Tobacco Settlement Fund	78,325.85	0.00	0.00	0.00	0.00	78,325.85
	Total Operating Funds	\$ 24,069,618.96	\$ 518,490.79	\$ (1,467,791.14)	\$ 5,502.43	\$ (943,787.92)	\$ 23,125,821.04
<u>SPECIAL REVENUE FUNDS</u>							
230	CC-Records Mgmt. & Preservation	560,202.53	9,905.65	(82.71)	0.00	9,822.94	570,025.47
231	General Records Mgmt. & Preservation	15,638.19	1,228.22	(54.95)	0.00	1,173.27	16,811.46
232	CC-Records Archive Fee	559,524.38	9,566.09	(2,500.00)	0.00	7,066.09	566,590.47
234	Courthouse Security	48,079.23	2,715.63	0.00	0.00	2,715.63	50,794.86
235	Hotel and Motel Tax	115,846.35	35,625.49	(6,015.00)	(4,258.90)	25,351.59	141,197.94
236	Child Welfare	1,646.36	1,082.95	0.00	0.00	1,082.95	2,729.31
238	Crime Victims Services	4,469.35	95.41	0.00	0.00	95.41	4,564.76
239	Justice Court Technology	64,329.04	1,837.42	(1,502.35)	0.00	335.07	84,664.11
240	DC-Records Mgmt & Preservation	28,318.14	329.04	(1,387.47)	0.00	(1,058.43)	27,259.71
241	JP Building Security Fee	25,805.37	468.15	0.00	0.00	468.15	26,273.52
242	Elections Special	40,228.97	47.83	0.00	0.00	47.83	40,276.80
243	Guardianship	44,448.41	393.13	0.00	0.00	393.13	44,841.54
244	CC-Technology	4,860.30	97.86	0.00	0.00	97.86	4,958.16
245	DC-Technology	9,780.34	243.73	0.00	0.00	243.73	10,024.07
246	DC-Records Archive Fee	38,081.19	609.51	0.00	0.00	609.51	38,690.70
247	DC-CT Records Preservation	27,323.56	152.60	0.00	0.00	152.60	27,476.16
260	Law Library	23,018.49	1,537.94	(107.00)	0.00	1,430.94	24,449.43
305	Constable Forfeiture	1,951.53	2.30	0.00	0.00	2.30	1,953.83
	Total Special Revenue Funds	\$ 1,613,551.73	\$ 65,938.95	\$ (11,649.48)	(\$4,258.90)	\$ 50,030.57	\$ 1,663,582.30
<u>OTHER FUNDS</u>							
250	Right of Way	821,373.85	994.75	0.00	0.00	994.75	822,368.60
281	Community Supervision & Corr.	372,008.47	27,422.45	(38,278.88)	0.00	(10,856.43)	361,152.04
290	Juvenile Probation Department	25,629.22	13,515.00	(17,401.01)	0.00	(3,886.01)	21,743.21
892	Historical Commission	53,219.45	63.15	(296.05)	0.00	(232.90)	52,986.55
	Total Other Funds	\$ 1,272,230.99	\$ 41,995.35	\$ (55,975.94)	\$ -	\$ (13,980.59)	\$ 1,258,250.40
	TOTAL BUDGETED FUNDS	\$ 26,955,401.68	\$ 626,425.09	\$ (1,535,416.56)	\$ 1,243.53	\$ (907,747.94)	\$ 26,047,653.74
NON-BUDGETED AND NON-COUNTY FUNDS							
880	Treasurer's State Fees	551.16	52,243.87	0.00	0.00	52,243.87	52,795.03
891	Payroll Fund	(174.33)	0.00	174.33	0.00	174.33	0.00
999	Upper Sabine Valley Waste Mgmt	700,451.39	35,975.12	(57,894.48)	(1,243.53)	(23,162.89)	677,288.50
	TOTAL NON-BUDGETED FUNDS	\$ 700,828.22	\$ 88,218.99	\$ (57,720.15)	\$ (1,243.53)	\$ 29,255.31	\$ 730,083.53
	TOTAL CASH IN POOLED ACCOUNTS	\$ 27,656,229.90	\$ 714,644.08	\$ (1,593,136.71)	\$ -	\$ (878,482.63)	\$ 26,777,737.27
CASH IN BANK - POOLED CASH ACCOUNTS							
890	AP Pooled Cash	1,176,804.67	1,244.23	(665,409.30)	795,000.00	130,834.93	1,307,639.60
890	Payroll Pooled Cash	976,707.84	1,015.59	(922,327.41)	920,000.00	(1,311.82)	975,396.02
890	Deposits Pooled Cash	10,852,572.11	700,414.77	0.00	(209,822.30)	490,592.47	11,343,184.58
890	CD Investments	2,330,185.30	2,110.80	0.00	0.00	2,110.80	2,332,296.10
890	CD Non-Depository	740,405.61	0.00	0.00	0.00	0.00	740,405.61
890	CDARS Investments	11,067,412.74	9,430.31	0.00	(1,506,887.70)	(1,497,457.39)	9,569,955.35
890	TexPool Pooled Investments	504,931.63	428.38	0.00	0.00	428.38	505,360.01
890	Jury Pooled Cash	7,210.00	0.00	(5,400.00)	1,710.00	(3,690.00)	3,520.00
	TOTAL CASH IN BANK - POOLED CASH ACCOUNTS	\$ 27,656,229.90	\$ 714,644.08	\$ (1,593,136.71)	(\$0.00)	(\$878,482.63)	\$ 26,777,737.27
			0.00	0.00	0.00	0.00	

COUNTY CLERK, WOOD COUNTY
 2017 NOV -3 AM ID: 26

0.00

FUND CODE	FUND NAME	CASH BALANCE 7/31/2017	RECEIPTS	DISBURSEMENTS	TRANSFER IN/(OUT)	Net Change	CASH BALANCE 8/31/2017
CASH IN BANK - NON POOLED CASH ACCOUNTS - NON-BUDGETED, NON-COUNTY OR OTHER FUNDS							
BANKTEXAS ACCOUNTS							
200	Road & Bridge CD RRC Restricted	\$ 26,529.13	\$ 22.53	\$ 0.00	\$ 0.00	\$ 22.53	\$ 26,551.66
233	Sheriff's Forfeiture Fund (Budgeted)	4,139.41	0.00	0.00	0.00	0.00	4139.41
401	Grant Fund	0.00	0.00	0.00	0.00	0.00	0.00
601	Interest & Sinking	23,095.86	66.75	0.00	0.00	66.75	23,162.61
895	Health Plan	86,470.66	306,077.80	(222,690.89)	111,008.76	194,395.67	280,866.33
895	Health Plan MMKT	742,752.92	1,059.80	0.00	0.00	1,059.80	743,812.72
895	Health Plan CD	209,062.21	177.56	0.00	0.00	177.56	209,239.77
895	Health Plan CDARS	712,109.46	789.91	0.00	(111,008.76)	(110,218.85)	601,890.61
898	MRP/DPC Clearing	13,706.06	3,486.78	(4,155.02)	0.00	(668.24)	13,037.82
	District Clerk Clearing	24,222.52	29,823.13	(27,248.84)	0.00	2,574.29	26,796.81
	JP1 Clearing	36,374.33	38,616.23	(38,795.33)	0.00	(179.10)	36,195.23
	JP2 Clearing	13,896.90	15,726.10	(14,894.90)	0.00	831.20	14,728.10
	JP3 Clearing	25,095.62	21,076.81	(26,728.13)	0.00	(5,651.32)	19,444.30
	JP4 Clearing	11,190.95	15,268.30	(11,331.95)	0.00	3,936.35	15,127.30
	RV Clearing	0.00	0.00	0.00	0.00	0.00	0.00
	Treasurer's Credit Card	35.00	1,049.92	(1,084.92)	0.00	(35.00)	0.00
999	USVSWMD CD TCEQ Restricted	12,733.98	10.82	0.00	0.00	10.82	12,744.80
	TOTAL BANKTEXAS - NON POOLED CASH ACCOUN	\$ 1,941,415.01	\$ 433,254.44	\$ (346,929.98)	\$ 0.00	\$ 86,324.46	\$ 2,027,739.47
TEXPOOL ACCOUNTS							
601	Interest & Sinking	36,257.49	30.75	0.00	0.00	30.75	36,288.24
895	Health Plan	1,156.09	0.93	0.00	0.00	0.93	1,157.02
	TOTAL TEXPOOL - NON POOLED CASH ACCOUNTS	\$ 37,413.58	\$ 31.68	\$ 0.00	\$ 0.00	\$ 31.68	\$ 37,445.26
	TOTAL CASH IN BANK - NON POOLED CASH ACCOUNTS	\$ 1,978,828.59	\$ 433,286.12	\$ (346,929.98)	\$ 0.00	\$ 86,356.14	\$ 2,065,184.73
	TOTAL CASH IN BANK - ALL TREASURER'S ACCOUNTS	\$ 29,635,058.49	\$ 1,147,930.20	\$ (1,940,066.69)	\$ (0.00)	\$ (792,136.49)	\$ 28,842,922.00

Miscellaneous Information 0.00

Indebtedness as of 8/31/2017: \$0.00 Certificate of Obligation: None
 RB Line of Credit-Railroad Commission \$25,000 CD Secured - Current Balance Available \$26,551

Bank Texas (including CDARS and ICS)	\$ 27,559,711.12	
Non-Depository Investments	740,405.61	
TexPool:	542,805.27	
Total	\$ 28,842,922.00	0.00
Bank Texas Interest Income: Interest Rate .00%-0.123%	\$ 20,646.95	
Certificates of Deposit: Interest Rates Varies	2,321.71	
CDARS Interest Income	10,220.22	
TexPool Interest Income: Interest Rate 1.0%	460.06	
Total Interest Income	\$ 33,648.94	0.00

I, Becky S. Burford, County Treasurer, in and for the County of Wood, State of Texas, do hereby present the August 2017 Statement of Cash Accounts Activity, the attached Treasurer's Report of Cash Receipts and Disbursements, and the Report of Securities as true and correct statements, to the best of my knowledge, of accounts under the control of Wood County Treasurer and furthermore state that the fund balances are on deposit earning interest in accordance with the Wood County Investment Policy, earning interest in accordance with the Wood County Depository Contract.

Presented, examined, and accepted at the regular term of Commissioners Court on this 6th day of October 2017.

Becky S. Burford
 Becky S. Burford, Wood County Treasurer

Bryan Jeanes
 Bryan Jeanes, County Judge

Virgil Holland Jr.
 Virgil Holland Jr. Commissioner Precinct 1


Jerry Gasbill
 Jerry Gasbill Commissioner Precinct 2

Mike Simmons
 Mike Simmons Commissioner Precinct 3

Russell Acker
 Russell Acker, Commissioner Precinct 4

Terri Sellars
 Terri Sellars, Auditor

ATTEST: Kelley Price
 Kelley Price, County Clerk



**WOOD COUNTY, TEXAS
RECAP OF FUNDS BY BANK ACCOUNTS
FOR THE MONTH ENDING AUGUST 31, 2017**

Fund	Beginning Cash Balance	M-T-D Receipts	M-T-D Disbursements	Transfers	Ending Balance	BankTexas Quitman	-----Allocation of Cash-----			Total Cash
							BankTexas CDARS	Non-Depository Banks	TexPool	
200 Road & Bridge CD Restricted	\$ 26,529.13	\$22.53	\$0.00	\$0.00	\$26,551.66	\$26,551.66	\$0.00	\$0.00	\$0.00	\$26,551.66
233 Sheriff Forfeiture Fund	4,139.41	0.00	0.00	0.00	4,139.41	\$4,139.41				
401 Texas Comm. Dev. Program	0.00	0.00	0.00	0.00	0.00	\$0.00	0.00	0.00	0.00	0.00
601 Interest and Sinking	59,353.35	99.50	0.00	0.00	59,452.85	23,164.61	0.00	0.00	36,288.24	59,452.85
890 Pooled Funds	13,518,226.25	703,102.97	(1,593,136.71)	1,506,887.70	14,135,080.21	13,629,720.20	0.00	0.00	505,360.01	14,135,080.21
890 Pooled CDs	14,138,003.65	11,541.11	0.00	(1,506,887.70)	12,642,657.06	2,332,296.10	9,569,955.35	740,405.61	0.00	12,642,657.06
895 Health Plan Fund	87,626.75	306,078.73	(222,690.89)	111,008.76	282,023.35	280,866.33	0.00	0.00	1,157.02	282,023.35
895 Health Plan Fund MMKT	742,752.92	1,059.80	0.00	0.00	743,812.72	743,812.72	0.00	0.00	0.00	743,812.72
895 Health Plan CDs	921,171.67	967.47	0.00	(111,008.76)	811,130.38	209,239.77	601,890.61	0.00	0.00	811,130.38
898 MRP/DPC Clearing	13,706.06	3,486.78	(4,155.02)	0.00	13,037.82	13,037.82	0.00	0.00	0.00	13,037.82
District Clerk Clearing	24,222.52	29,823.13	(27,248.84)	0.00	26,796.81	26,796.81	0.00	0.00	0.00	26,796.81
JP1 Clearing	36,374.33	38,616.23	(38,795.33)	0.00	36,195.23	36,195.23	0.00	0.00	0.00	36,195.23
JP2 Clearing	13,896.90	15,726.10	(14,894.90)	0.00	14,728.10	14,728.10	0.00	0.00	0.00	14,728.10
JP3 Clearing	25,095.62	21,076.81	(26,728.13)	0.00	19,444.30	19,444.30	0.00	0.00	0.00	19,444.30
JP4 Clearing	11,190.95	15,268.30	(11,331.95)	0.00	15,127.30	15,127.30	0.00	0.00	0.00	15,127.30
RV Park Clearing	0.00	0.00	0.00	0.00	0.00	0.00	0.00	0.00	0.00	0.00
Treasurer's Credit Card	35.00	1,049.92	(1,084.92)	0.00	0.00	0.00	0.00	0.00	0.00	0.00
999 USVSWMD CD Restricted*	12,733.98	10.82	0.00	0.00	12,744.80	12,744.80	0.00	0.00	0.00	12,744.80
Grand Total	\$ 29,635,058.49	\$ 1,147,930.20	\$ (1,940,066.69)	\$ (0.00)	\$ 28,842,922.00	\$ 17,387,865.16	\$ 10,171,845.96	\$ 740,405.61	\$ 542,805.27	\$ 28,842,922.00

*Non-County Funds

FILED
 2017 NOV -3 AM 10:26
 COUNTY CLERK, WOOD COUNTY, TEXAS

**WOOD COUNTY, TEXAS
COMBINED STATEMENT OF CASH ACCOUNTS ACTIVITY
FOR THE YEAR-TO-DATE ENDING AUGUST 31, 2017**

FUND CODE	FUND NAME	CASH BALANCE	REVISION PRIOR-MONTH	CASH BALANCE	YEAR-TO-DATE RECEIPTS	YEAR-TO-DATE DISBURSEMENTS	TRANSFER IN/(OUT)	Net Change	CASH BALANCE 8/31/2017
		10/01/2016	RECLASSES	10/01/2016					
BUDGETED FUNDS									
OPERATING FUNDS									
100	General	\$ 15,948,059.45	\$ 18,583.54	\$ 15,966,642.99	\$ 15,770,504.24	\$ (12,907,245.01)	\$ 57,344.17	\$ 2,920,603.40	\$ 18,887,246.39
200	Road and Bridge Fund	3,863,726.88	-	3,863,726.88	5,411,836.16	(5,130,547.49)	15,233.25	296,521.92	4,160,248.80
270	Tobacco Settlement Fund	68,240.81	0.00	68,240.81	10,085.04	0.00	0.00	10,085.04	78,325.85
	Total Operating Funds	\$ 19,880,027.14	\$ 18,583.54	\$ 19,898,610.68	\$ 21,192,425.44	\$ (18,037,792.50)	\$ 72,577.42	\$ 3,227,210.36	\$ 23,125,821.04
SPECIAL REVENUE FUNDS									
230	CC-Records Mgmt. & Preservation	496,705.86	-	496,705.86	117,810.43	(44,490.82)	-	73,319.61	570,025.47
231	General Records Mgmt. & Preservation	27,858.83	-	27,858.83	11,787.59	(22,814.96)	-	(11,047.37)	16,811.46
232	CC-Records Archive Fee	469,342.84	-	469,342.84	114,472.63	(17,225.00)	-	97,247.63	566,590.47
234	Courthouse Security	55,084.89	(18,500.00)	36,584.89	27,109.97	(2,000.00)	(10,900.00)	14,209.97	50,794.86
235	Hotel and Motel Tax	98,330.08	(10.47)	98,319.61	125,783.94	(78,590.05)	(4,295.56)	42,878.33	141,197.94
236	Child Welfare	427.28	-	427.28	4,963.16	(2,661.13)	-	2,302.03	2,729.31
238	Crime Victims Services	4,221.02	-	4,221.02	343.74	-	-	343.74	4,564.76
239	Justice Court Technology	57,677.83	(250.00)	57,427.83	14,674.28	(7,327.56)	(110.44)	7,236.28	64,664.11
240	DC-Records Mgmt & Preservation	42,684.31	-	42,684.31	3,961.70	(19,386.30)	-	(15,424.60)	27,259.71
241	JP Building Security Fee	23,118.79	-	23,118.79	3,749.73	(595.00)	-	3,154.73	26,273.52
242	Elections Special	32,346.84	-	32,346.84	7,929.96	-	-	7,929.96	40,276.80
243	Guardianship	39,850.38	-	39,850.38	4,991.16	-	-	4,991.16	44,841.54
244	CC-Technology	4,311.98	-	4,311.98	646.18	-	-	646.18	4,958.16
245	DC-Technology	7,084.08	-	7,084.08	2,939.99	-	-	2,939.99	10,024.07
246	DC-Records Archive Fee	32,366.33	-	32,366.33	6,324.37	-	-	6,324.37	38,690.70
247	DC-CT Records Preservation	26,167.46	-	26,167.46	1,308.70	-	-	1,308.70	27,476.16
260	Law Library	25,402.99	-	25,402.99	16,551.58	(12,854.48)	(4,650.66)	(953.56)	24,449.43
305	Constable Forfeiture	1,934.09	0.00	1,934.09	19.74	0.00	0.00	19.74	1,953.83
	Total Special Revenue Funds	\$ 1,444,915.88	(18,760.47)	\$ 1,426,155.41	\$ 465,328.85	\$ (207,945.30)	(19,956.66)	237,426.89	\$ 1,663,582.30
OTHER FUNDS									
250	Right of Way	813,623.36	-	813,623.36	8,745.24	-	-	8,745.24	822,368.60
281	Community Supervision & Corr.	322,786.12	376.93	323,163.05	448,213.71	(410,224.72)	-	37,988.99	361,152.04
290	Juvenile Probation Department	(245.21)	-	(245.21)	274,861.00	(252,872.58)	-	21,988.42	21,743.21
892	Historical Commission	45,470.25	(200.00)	45,270.25	5,677.40	(2,961.10)	5,000.00	7,716.30	52,986.55
	Total Other Funds	\$ 1,181,634.52	\$ 176.93	\$ 1,181,811.45	\$ 737,497.35	\$ (666,058.40)	\$ 5,000.00	76,438.95	\$ 1,258,250.40
	TOTAL BUDGETED FUNDS	\$ 22,506,577.54	\$ (0.00)	\$ 22,506,577.54	\$ 22,395,251.64	\$ (18,911,796.20)	\$ 57,620.76	3,541,076.20	\$ 26,047,653.74
NON-BUDGETED AND NON-COUNTY FUNDS									
880	Treasurer's State Fees	86,710.02	-	86,710.02	462,707.54	(440,170.82)	(56,451.71)	(33,914.99)	52,795.03
891	Payroll Fund	314,916.70	-	314,916.70	-	(314,916.70)	-	(314,916.70)	0.00
999	Upper Sabine Valley Waste Mgmt	537,562.96	0.00	537,562.96	918,024.59	(777,130.00)	(1,169.05)	139,725.54	677,288.50
	TOTAL NON-BUDGETED FUNDS	\$ 939,189.68	\$ -	\$ 939,189.68	\$ 1,380,732.13	\$ (1,532,217.52)	(57,620.76)	(209,106.15)	\$ 730,063.53
	TOTAL CASH IN POOLED ACCOUNTS	\$ 23,445,767.22	(0.00)	\$ 23,445,767.22	\$ 23,775,983.77	\$ (20,444,013.72)	\$ -	\$ 3,331,970.05	\$ 26,777,737.27
CASH IN BANK - POOLED CASH ACCOUNTS									
890	AP Pooled Cash	9,445.14	-	9,445.14	8,713.62	(9,197,519.16)	10,487,000.00	1,298,194.46	1,307,639.60
890	Payroll Pooled Cash	73,924.50	-	73,924.50	7,828.19	(11,226,356.67)	12,120,000.00	901,471.52	975,396.02
890	Deposits Pooled Cash	2,806,619.88	-	2,806,619.88	23,602,721.92	-	(15,066,177.22)	8,536,544.70	11,343,164.58
890	CD Investments	2,310,101.77	-	2,310,101.77	22,194.33	-	-	22,194.33	2,332,296.10
890	CD Non-Depository	738,286.44	-	738,286.44	3,491.95	-	(1,372.78)	2,119.17	740,405.63
890	CDARS Investments	17,001,927.82	-	17,001,927.82	127,947.53	-	(7,559,920.00)	(7,431,972.47)	9,569,955.35
890	TexPool Pooled Investments	502,291.67	-	502,291.67	3,068.34	-	-	3,068.34	505,360.01
890	Jury Pooled Cash	3,170.00	0.00	3,170.00	0.00	(20,120.00)	20,470.00	350.00	3,520.00
	TOTAL CASH IN BANK - POOLED CASH ACCOUNTS	\$ 23,445,767.22	\$ -	\$ 23,445,767.22	\$ 23,775,985.89	\$ (20,443,995.83)	\$ (0.00)	\$ 3,331,970.05	\$ 26,777,737.27

COUNTY CLERK
 2017 NOV -3 AM 11:26

FUND CODE	FUND NAME	CASH BALANCE 10/01/2016	REVISION PRIOR-MONTH RECLASSES	CASH BALANCE 10/01/2016	RECEIPTS	DISBURSEMENTS	TRANSFER IN/(OUT)	Net Change	CASH BALANCE 8/31/2017
CASH IN BANK - NON POOLED CASH ACCOUNTS - NON-BUDGETED, NON-COUNTY OR OTHER FUNDS									
BANKTEXAS ACCOUNTS									
200	Road & Bridge CD RRC Restricted	\$ 26,308.91	\$ -	\$ 26,308.91	\$ 241.75	\$ -	\$ -	\$ 241.75	\$ 28,551.66
233	Sheriff's Forfeiture Fund (Budgeted)	\$ 3,201.53	-	3,201.53	1,937.88	(1,000.00)	-	\$ 937.88	\$ 4,139.41
401	Grant Fund	0.00	-	-	109,851.85	(109,851.65)	-	-	0.00
601	Interest & Sinking	22,267.72	-	22,287.72	896.89	-	-	798.59	23,164.61
895	Health Plan	521,424.17	-	521,424.17	2,441,610.09	(2,348,186.36)	(333,981.57)	104,949.34	280,866.33
895	Health Plan MMKT	0.00	-	0.00	3,812.72	-	740,000.00	1,556.71	743,812.72
895	Health Plan CD	207,446.65	-	207,446.65	1,791.12	-	-	1,556.71	209,239.77
895	Health Plan CDARS	998,794.92	-	998,794.92	9,114.12	-	(406,018.43)	19,235.23	601,890.61
898	MRP/DPC Clearing	9,703.81	-	9,703.81	39,508.84	(36,174.83)	-	413.69	13,037.82
	District Clerk Clearing	25,812.84	-	25,812.84	321,445.51	(320,461.54)	-	983.97	28,796.81
	JP1 Clearing	19,094.75	-	19,094.75	293,957.56	(276,857.08)	-	17,100.48	38,195.23
	JP2 Clearing	15,143.16	-	15,143.16	146,357.53	(146,772.59)	-	(415.06)	14,728.10
	JP3 Clearing Account	15,317.60	-	15,317.60	239,709.00	(235,582.30)	-	4,126.70	19,444.30
	JP4 Clearing Account	6,841.50	-	6,841.50	97,670.58	(89,384.78)	-	8,285.80	15,127.30
	RV Clearing Account	271.00	-	271.00	10,484.00	(10,755.00)	-	-271.00	0.00
	Treasurer's Credit Card	0.00	-	-	1,827.92	(1,827.92)	-	0.00	0.00
999	USVSWMD CD TCEQ Restricted	12,628.75	0.00	12,628.75	118.05	0.00	0.00	116.05	12,744.80
	TOTAL BANKTEXAS - NON POOLED CASH ACCOUN	\$ 1,884,260.31	0.00	\$ 1,884,260.31	\$ 3,720,333.21	\$ (3,576,854.05)	\$ -	\$ 159,616.84	\$ 2,027,739.47
TEXPOOL ACCOUNTS									
601	Interest & Sinking	36,067.89	-	36,067.89	220.35	-	-	220.35	36,288.24
895	Health Plan	1,150.15	0.00	1,150.15	6.87	0.00	0.00	6.87	1,157.02
	TOTAL TEXPOOL - NON POOLED CASH ACCOUNTS	\$ 37,218.04	0.00	\$ 37,218.04	\$ 227.22	\$ -	\$ -	\$ 227.22	\$ 37,445.26
	TOTAL CASH IN BANK - NON POOLED CASH ACCOUNTS	\$ 1,921,478.35	0.00	\$ 1,921,478.35	\$ 3,720,560.43	\$ (3,576,854.05)	\$ -	\$ 159,844.06	\$ 2,065,184.73
	TOTAL CASH IN BANK - ALL TREASURER'S ACCOUNTS	\$ 25,367,245.57	\$ -	\$ 25,367,245.57	\$ 27,496,526.31	\$ (24,020,849.88)	\$ (0.00)	\$ 3,491,814.11	\$ 28,842,922.00

Miscellaneous Information

Indebtedness as of 8/31/2017: \$0.00 Certificate of Obligation: Non-Certificates of Obligation: None
 RB Line of Credit-Railroad Commission \$25,000 CD Secured - Current Balance Available \$26,551

Bank Texas: Cash Balance	\$ 27,559,711.12
Non-Depository Investments: Cash Balance	740,405.61
TexPool: Cash Balance	542,805.27
Total Cash Balance:	\$ 28,842,922.00
Bank Texas Interest Income:	\$ 155,605.43
Non-Depository Interest Income	3,491.95
CDARS Interest Income	137,063.75
TexPool Interest Income:	3,295.56
Total Interest Income	\$ 299,456.69

I, Becky S. Burford, County Treasurer, in and for the County of Wood, State of Texas, do hereby present the August 2017 Year-to-date Statement of Cash Accounts Activity, the attached Treasurer's Report of Cash Receipts and Disbursements, and the Report of Securities as true and correct statements, to the best of my knowledge, of accounts under the control of Wood County Treasurer and furthermore state that the fund balance on deposit earning interest in accordance with the Wood County Investment Policy and Wood County Depositor Contract.

Becky S. Burford

 Becky S. Burford, Wood County Treasurer

Presented, examined, and accepted at the regular term of Commissioners Court on this the 6th day of October 2017.

Bryan Janes

 Bryan Janes, County Judge

Virgil Hutto

 Virgil Hutto, Commissioner Precinct 1

Jerry Gaskill

 Jerry Gaskill, Commissioner Precinct 2

Mike Simmons

 Mike Simmons, Commissioner Precinct 3

Russell Acton


 Russell Acton, Commissioner Precinct 4

Terri Sellers

 Terri Sellers, Auditor

ATTEST:
Kelley Price

 Kelley Price, County Clerk



**WOOD COUNTY, TEXAS
RECAP OF FUNDS BY BANK ACCOUNTS
FOR THE YEAR-TO-DATE ENDING AUGUST 31, 2017**

Fund	Beginning Cash Balance	Y-T-D Receipts	Y-T-D Disbursements	Transfers	Ending Balance	BankTexas Gultman	-----Allocation of Cash-----			Total Cash
							BankTexas CDARS	Non-Depository Banks	TexPool	
200 Road & Bridge CD Restricted	\$ 26,309.91	\$ 241.75	\$ -	\$ -	\$ 26,551.66	26,551.66	0.00	0.00	0.00	\$26,551.66
233 Sheriff Forfeiture Funds	3,201.53	1,937.88	(1,000.00)	-	4,139.41	4,139.41	0.00	0.00	0.00	4,139.41
401 Texas Comm. Dev. Program	-	6,125.00	(6,125.00)	-	0.00	0.00	0.00	0.00	0.00	0.00
601 Interest and Sinking	58,335.61	1,117.24	-	-	59,452.85	23,164.61	0.00	0.00	36,288.24	59,452.85
890 Pooled Funds	3,395,451.19	23,622,332.07	(20,443,995.83)	7,561,292.78	14,135,080.21	13,629,720.20	0.00	0.00	505,360.01	14,135,080.21
890 Pooled CDs	20,050,316.03	153,633.81	-	(7,561,292.78)	12,642,657.06	2,332,296.10	9,569,955.35	740,405.61	0.00	12,642,657.06
895 Health Plan Fund	522,574.32	2,441,616.96	(2,348,186.36)	(333,981.57)	282,023.35	280,866.33	0.00	0.00	1,157.02	282,023.35
895 Health Plan Fund MMKT	-	3,812.72	-	740,000.00	743,812.72	743,812.72	0.00	0.00	0.00	743,812.72
895 Health Plan CDs	1,206,243.57	10,905.24	-	(406,018.43)	811,130.38	209,239.77	601,890.61	0.00	0.00	811,130.38
898 MRP/DPC Clearing	9,703.81	39,508.84	(36,174.83)	-	13,037.82	13,037.82	0.00	0.00	0.00	13,037.82
District Clerk Clearing	25,812.84	321,445.51	(320,461.54)	-	26,796.81	26,796.81	0.00	0.00	0.00	26,796.81
JP1 Clearing Account	19,094.75	293,957.56	(276,857.08)	-	36,195.23	36,195.23	0.00	0.00	0.00	36,195.23
JP2 Clearing Account	15,143.16	146,357.53	(146,772.59)	-	14,728.10	14,728.10	0.00	0.00	0.00	14,728.10
JP3 Clearing Account	15,317.60	239,709.00	(235,582.30)	-	19,444.30	19,444.30	0.00	0.00	0.00	19,444.30
JP4 Clearing Account	6,841.50	97,670.58	(89,384.78)	-	15,127.30	15,127.30	0.00	0.00	0.00	15,127.30
RV Park Clearing Account	271.00	10,484.00	(10,755.00)	-	0.00	0.00	0.00	0.00	0.00	0.00
Treasurer's Credit Card	-	1,827.92	(1,827.92)	-	0.00	0.00	0.00	0.00	0.00	0.00
999 USVSWMD CD Restricted*	<u>12,628.75</u>	<u>116.05</u>	<u>0.00</u>	<u>0.00</u>	<u>12,744.80</u>	<u>12,744.80</u>	<u>0.00</u>	<u>0.00</u>	<u>0.00</u>	<u>12,744.80</u>
Grand Total	<u>\$25,367,245.57</u>	<u>\$27,392,799.66</u>	<u>\$ (23,917,123.23)</u>	<u>0.00</u>	<u>\$28,842,922.00</u>	<u>\$17,387,865.16</u>	<u>\$10,171,845.96</u>	<u>\$ 740,405.61</u>	<u>\$ 542,805.27</u>	<u>\$28,842,922.00</u>

*Non-County Funds

2017 NOV -3 AM 10:26
 COUNTY CLERK, WOOD CO TX

SECURITIES PLEDGED TO WOOD COUNTY, TEXAS
Report as of August 31, 2017

ID	Pledge Date	Description	CUSIP	Maturity Date	Current Par	Market Value 31-Jul-17	Market Value 31-Aug-17
	02/07/2013	Waco TX ISD	929845RP2	8/15/19	145,000	151,010	151,187
	12/30/2014	Mineola, TX	602771JG3	9/1/19	165,000	175,694	175,781
	02/07/2013	Anahuac TX ISD	032645CZ4	2/15/20	100,000	108,465	108,535
	02/07/2013	Angelina Cnty TX	034717KW7	2/15/20	155,000	157,285	157,629
	02/07/2013	Arlington TX ISD	041826XC7	2/15/20	100,000	104,700	104,654
	12/30/2014	Diboll CTFS OBLIGA	252867KU9	2/15/20	80,000	81,774	81,934
	02/07/2013	Ector TX ISD	279272CQ9	2/15/20	110,000	115,167	115,365
	02/07/2013	Jasper TX ISD	471844HP8	2/15/20	105,000	112,882	112,987
	12/30/2014	Ennis CTFS OBLIG	293425VN1	8/1/20	100,000	104,555	104,751
	02/01/2013	Sanger TX	800876DH4	8/1/20	100,000	104,612	104,699
	01/05/2015	Beeville-CTFS	077131JG6	8/15/20	70,000	71,345	71,614
	02/06/2013	Keller TX	487684U91	8/15/20	140,000	140,211	140,239
	02/01/2013	Lone Oak TX ISD	542218GA4	8/15/20	195,000	199,339	200,072
	12/31/2014	Sulphur Springs-Ref TX	865525QZ5	9/1/20	180,000	181,858	182,371
	12/31/2014	Upton CO-Ref TX	916813AY4	2/1/21	100,000	103,135	103,411
	12/31/2014	Arlington ISD Bldg	041826XP8	2/5/21	150,000	161,049	161,203
	12/31/2014	El Campo ISD	282783FP9	2/15/21	175,000	184,576	185,164
	02/06/2013	Jasper TX ISD	471844HQ6	2/15/21	105,000	115,525	115,786
	02/09/2013	Ferris TX	31569CT3	3/1/21	105,000	109,563	109,501
	12/31/2014	Caldwell Cnty	129006FH0	8/1/21	60,000	62,569	62,593
	12/31/2014	Beeville-CTFS	077131JH4	8/15/21	70,000	72,725	73,081
	12/31/2014	Krum TX	501080DZ5	8/15/21	100,000	111,232	111,626
	12/31/2014	Celina-CTFS OBLG	151141MH8	9/1/21	70,000	74,175	74,389
	02/07/2013	West Univ Place TX	956398QW4	2/1/22	100,000	107,307	107,333
	02/07/2013	Japser TX ISD	471844HR4	2/15/22	110,000	124,061	124,439
	02/07/2013	Ferris TX	315669CU0	3/1/22	110,000	114,757	114,699
	12/31/2014	Lake Jackson Wtr/SWR	510066NW9	4/15/23	100,000	104,486	104,869
	08/03/2015	Nursery ISD SC	67058DBK6	8/15/23	160,000	170,714	171,872
	12/31/2014	Washington Jr. Clg	938688TG3	10/1/23	100,000	108,897	109,116
	11/05/2015	FNMA 10YR	31418A6V5	2/1/24	1,299,640	1,366,387	1,342,139
	12/31/2014	Watauga-CTFS	941097PA9	2/1/24	100,000	104,352	104,651
	12/31/2014	Belton ISD	081077WG0	2/15/24	100,000	102,916	102,886
		NE TX Cmnty Clg	6643788EE5	4/1/24	175,000	188,667	188,893
	12/31/2014	Beeville-CTFS	077131JM3	8/15/25	155,000	170,976	171,458
	12/31/2014	Watauga-CTFS	941097PE1	2/1/28	105,000	110,782	110,817
	05/31/2017	Wylie-Ref Tx	983064TW6	2/15/29	625,000	665,594	665,463
	07/01/2016	Bowie ISD	102529HM9	8/15/30	405,000	416,623	418,369
	05/31/2017	Arlington ISD TX	41826B49	2/15/34	310,000	323,249	323,699
	04/28/2017	Arlington ISD Bldg	41826S90	02/15/2035	415,000	\$444,897	\$444,614
					49,640	\$7,428,111	\$7,413,888

Total BankTexas Account Balances as of report date:

6,545,853 6,713,969


113.48% 110.42%

NOTE: FDIC insurance coverage is in addition to listed securities.

WOOD COUNTY, TEXAS
INVESTMENT ACTIVITY FOR AUGUST 31, 2017

08/31/2017

CD ID	Description	Bank	Acct	Maturity Date	Original Principal	WAM Index	Prior Balance	Purchases/Deposits	Interest Credited	Withdrawals	Current Balance	This Month's	Accumulated
							07/31/2017				08/31/2017	Unpaid Interest	Unpaid Interest
16	*7485 DPC 12 MONTH	BTH	DPC	11/10/2017	\$ 500,000.00	\$ 35,500,000.00	\$ 522,312.20		\$ 443.61		\$ 522,755.81	\$ 315.08	\$ 315.08
17	*7507 DPC 12 MONTH	BTH	DPC	11/10/2017	250,000.00	17,750,000.00	261,156.11		221.80		261,377.91	157.54	157.54
18	*7523 HP 12 MONTH	BTH	HP	11/10/2017	75,000.00	5,325,000.00	78,346.78		66.54		78,413.32	47.26	47.26
58	*182 DPC 365 DAY	CNB	DPC	10/15/2017	124,200.00	5,589,000.00	124,711.66		0.00		124,711.66	58.26	90.20
59	*183 DPC 365 DAY	CNB	DPC	10/15/2017	124,200.00	5,589,000.00	124,711.66		0.00		124,711.66	58.26	90.20
60	*884 DPC 365 DAY	FNBW	DPC	10/16/2017	117,500.00	5,405,000.00	121,184.91		0.00		121,184.91	66.94	101.47
61	*885 DPC 365 DAY	FNBW	DPC	10/16/2017	117,500.00	5,405,000.00	121,184.91		0.00		121,184.91	66.94	101.47
96	*4149 365 DAY	BTH	DPC	12/31/2017	500,000.00	61,000,000.00	512,609.57		435.37		513,044.94	14.05	14.05
97	*4160 365 DAY	BTH	HP	12/31/2017	127,500.00	15,555,000.00	130,715.43		111.02		130,826.45	3.58	3.58
123	CD 24 month	BTH	DPC	08/13/2017	500,000.00	(9,000,000.00)	517,053.71		505.01		517,558.72	309.82	309.82
124	CD 24 month	BTH	DPC	08/13/2017	500,000.00	(9,000,000.00)	517,053.71		505.01		517,558.72	309.82	309.82
154	CDARS 104 Week	BTH	DPC	08/03/2017	705,002.00	(19,740,056.00)	721,313.88		45.45	(721,359.33)	0.00	0.00	0.00
156	CDARS 104 Week	BTH	DPC	08/10/2017	402,505.00	(8,452,605.00)	411,645.98		115.73	(411,761.71)	0.00	0.00	0.00
162	CDARS 104 Week	BTH	DPC	10/12/2017	402,507.00	16,905,294.00	410,838.77		397.96		411,236.73	0.00	0.00
163	CDARS 104 Week	BTH	HP	10/19/2017	101,000.00	4,949,000.00	103,068.13		99.84		103,167.97	0.00	0.00
167F & 167G	CDARS 30 Month	BTH	DPC	05/24/2018	515,000.00	136,990,000.00	526,514.77		810.57		527,325.34	0.00	0.00
168	CDARS 104 Week	BTH	HP	11/24/2017	101,001.00	8,585,085.00	102,711.53		87.27		102,798.80	0.00	0.00
170	CDARS 104 Week	BTH	DPC	01/11/2018	405,500.00	53,931,500.00	411,825.59		349.92		412,175.51	0.00	0.00
171F	CDARS 30 Month	BTH	DPC	07/19/2018	620,000.00	199,640,000.00	633,461.71		1,044.58		634,506.29	0.00	0.00
172F	CDARS 30 Month	BTH	DPC	07/19/2018	260,000.00	83,720,000.00	265,645.20		438.05		266,083.25	0.00	0.00
173F	CDARS 30 Month	BTH	DPC	07/26/2018	415,000.00	136,535,000.00	423,852.92		698.93		424,551.85	0.00	0.00
174F	CDARS 30 Month	BTH	DPC	07/26/2018	415,001.00	136,535,329.00	423,853.93		698.92		424,552.85	0.00	0.00
175F	CDARS 30 Month	BTH	DPC	07/26/2018	415,002.00	136,535,658.00	423,854.97		698.94		424,553.91	0.00	0.00
179d & 179E	CDARS 30 Month	BTH	DPC	09/06/2018	405,502.00	150,441,242.00	413,907.76		657.88		414,565.64	0.00	0.00
180	*249 DPC 182 DAY	PROS	DPC	09/04/2016	247,500.00	(89,347,500.00)	248,612.47		0.00		248,612.47	95.02	554.78
181D	CDARS 30 Month	BTH	HP	09/07/2018	260,000.00	96,720,000.00	264,637.39		436.01		265,073.40	0.00	0.00
183	CDARS 104 Week	BTH	DPC	05/03/2018	407,252.00	99,776,740.00	412,337.79		350.35		412,688.14	0.00	0.00
187A	CDARS 13 Month	BTH	DPC	08/05/2017	405,503.00	(10,543,078.00)	408,954.95		266.75	(409,221.70)	0.00	247.68	247.68
188 & 188A	CDARS 13 Month	BTH	HP	08/25/2017	110,000.00	(660,000.00)	110,936.40		72.36	(111,008.76)	0.00	0.00	0.00
189	CDARS 13 Month	BTH	DPC	09/21/2017	710,001.00	14,910,021.00	715,661.64		383.43		716,045.07	133.40	133.40
190	CDARS 52 Week	BTH	DPC	08/24/2017	710,002.00	(4,970,014.00)	714,259.85		288.11	(714,547.96)	0.00	0.00	0.00
191 & 191A	CDARS 13 Month	BTH	DPC	09/28/2017	710,003.00	19,880,084.00	715,547.02		500.07		716,047.09	16.65	16.65
192	CDARS 13 Month	BTH	DPC	10/05/2017	710,004.00	24,850,140.00	715,431.38		516.66		715,948.04	0.00	0.00
193	CDARS 13 Month	BTH	DPC	10/12/2017	405,504.00	17,031,168.00	408,537.14		295.04		408,832.18	0.00	0.00
194C	CDARS 30 Month	BTH	DPC	03/21/2019	405,504.00	229,920,768.00	409,966.49		0.00		409,966.49	652.96	1,493.94
195	CDARS 13 Month	BTH	HP	12/22/2017	130,000.00	14,690,000.00	130,756.01		94.43		130,850.44	0.00	0.00
196	CDARS 30 Month	BTH	DPC	12/12/2019	750,000.00	624,750,000.00	750,000.00		0.00		750,000.00	1,194.96	3,003.03
197	CDARS 30 Month	BTH	DPC	12/12/2019	750,001.00	624,750,833.00	750,001.00		0.00		750,001.00	1,194.96	3,003.05
198	CDARS 30 Month	BTH	DPC	02/06/2020	750,001.00	666,750,889.00	750,003.00		872.97		750,875.97	0.00	0.00
Restricted	RB CD *1703 RRC	BTH*	DPC	03/26/2018	25,000.00	5,175,000.00	26,529.13		22.53		26,551.66	4.36	4.36
Restricted	USV CD *1639 TCEQ	BTH*	DPC	03/25/2018	12,000.00	2,472,000.00	12,733.98		10.82		12,744.80	2.44	2.44
Total CDs					\$ 15,597,195.00	\$ 3,511,850,498.00	\$ 15,848,441.43	\$ -	\$ 12,541.93	\$ (2,367,899.46)	\$ 13,493,083.90	\$ 4,949.98	\$ 9,999.82
TEXPOOL						WAM 225			0.00		0.00		
Deposit Pooled Cash		TxP	DPC			505,360.01	\$ 504,931.63	\$ -	\$ 428.38	\$ -	\$ 505,360.01	n/a	n/a
Interest & Sinking		TxP	I&S			36,288.24	36,257.49		30.75		36,288.24	n/a	n/a
Health Plan		TxP	HP			1,157.02	1,156.09		0.93		1,157.02	n/a	n/a
Total Pools						542,805.27	\$ 542,345.21	\$ -	\$ 460.06	\$ -	\$ 542,805.27		
Money Market Account													
Deposit Pooled Account		BTH	DPC			626,158.36	626,159.86		1,158.36	(1,159.86)	628,158.36		
Health Plan Account		BTH	HP			743,812.72	742,752.92	0.00	1,059.80	0.00	743,812.72		n/a
Total Money Market Accounts						1,369,971.08	1,368,912.78	0.00	2,218.16	(1,159.86)	1,369,971.08		
Insured Cash Sweeps Accounts													
Deposit Pooled Cash		BTH*	Daily	n/a			\$ 10,198,189.58	\$ 2,320,424.34	\$ 17,116.17	\$ (1,819,504.87)	\$ 10,716,225.22	n/a	n/a
Accounts Payable Cash		BTH*	Daily	n/a			1,556,652.39	837,639.08	1,244.23	(1,153,615.04)	1,241,920.66	n/a	n/a
Payroll Cash		BTH*	Daily	n/a			1,074,449.99	920,000.00	1,015.59	(1,019,081.71)	976,383.87	n/a	n/a
Health Plan		BTH*	Daily	n/a			145,594.37	413,407.07	187.00	(242,765.08)	316,423.36	n/a	n/a
Total Sweeps							\$ 12,974,886.33	\$ 4,491,470.49	\$ 19,562.99	\$ (4,234,966.70)	\$ 13,250,953.11		
Total Investments				Total WAM days	218	3,513,763,274.35	\$ 30,734,585.75	\$ 4,491,470.49	\$ 34,783.14	\$ (6,604,026.02)	\$ 28,656,813.36	\$ 4,949.98	\$ 9,999.82

		Investments By Type	
		BT - Traditional CD	\$ 2,541,535.87 8.87%
		BT - CDARS	10,171,845.96 35.50%
		Non-Depository CD	740,405.61 2.58%
		BT-Restricted CD	39,296.46 0.14%
		BT-ICS *	13,250,953.11 46.24%
		Money Market Accts	1,369,971.08 4.78%
		Pools	542,805.27 1.89%
		Total	\$ 28,656,813.36 100.00%
			0.00
		* Does not include In-transit items which can be either positive or negative.	
Note	BT* - BankTexas is the county's placement bank for both CDARS and ICS accounts into other FDIC covered banks. For bank details use Supplement Investment Schedule.		
	I hereby submit the above report in addition to attached Supplement Investment Schedule as the written report of investment transactions for all invested funds held by Wood County Treasurer for period shown above and certify that these investments are in compliance with the local investment policy and Public Funds Investment Act.		
			
	Becky S. Burford, Wood County Treasurer Wood County Investment Officer		

WOOD COUNTY, TEXAS
Supplement Investment Schedule
Summary of FDIC-Insured Institutions
Outside of Depository Bank

08/31/2017

Bank	Location	Balance	Reference	Recap By Type	Totals
City National Bank	Quitman, TX	\$ 249,423.32	CD 58& 59	Local CD	\$ 740,405.61
First National Bank-Winnsboro, TX	Winnsboro, TX	242,369.82	CD 60& 61	Insured Cash Sweeps	13,250,953.11 0.00
Prosperity Bank	Winnsboro, TX	248,612.47	CD #180	CDARS	10,171,845.96 0.00
Crestmark Bank	Troy, MI	26,062.24	CDARS#162		24,163,204.68
First Bank of Berne	Berne, IN	139,969.26	CDARS#162		
WestBanco Bank, Inc.	Wheeling, WV	245,205.23	CDARS#162		
First Community Bank-Batesville	Batesville, AK	103,167.97	CDARS#163		
MainStreet Bank	Marlborough, MA	173,735.01	CDARS#167G		
The Bank of Tioga	Tioga, ND	113,815.82	CDARS#167G		
Treynor State Bank	Treynor, IA	239,774.51	CDARS#167G		
Morris Bank	Dublin, GA	102,798.80	CDARS#168		
Bank of Blue Valley	Overland Park, KS	50,823.13	CDARS#170		
Business First Bank	Baton Rouge, LA	42,165.36	CDARS#170		
Landmark Bank, National Association	Columbia, MO	217,014.72	CDARS#170		
WashingtonFirst Bank	Reston, VA	102,172.30	CDARS#170		
Bank of the West	San Francisco, CA	153,383.80	CDARS#171F		
Bank Hapoalim, B.M.	New York, NY	249,068.58	CDARS#171F		
First National Bank	Damariscotta, ME	232,053.91	CDARS#171F		
First National Bank	Damariscotta, ME	17,014.67	CDARS#172F		
The Bank of Fayette County	Piperton, TN	249,068.58	CDARS#172F		
First State Bank of Illinois	Peoria, IL	151,384.13	CDARS#173F		
Lincoln Savings Bank	Cedar Falls, IA	25,193.71	CDARS#173F		
Signature Bank	New York, NY	247,974.01	CDARS#173F		
Androscoogin Savings Bank	Lewiston, ME	247,974.01	CDARS#174F		
First State Bank of Illinois	Peoria, IL	96,589.88	CDARS#174F		
MainStreet Bank	Malborough, MA	73,979.89	CDARS#174F		
The Business Bank of Saint Louis	Clayton, MO	6,009.07	CDARS#174F		
Succex Bank	Franklin, NJ	161,233.83	CDARS#175F		
The Business Bank of Saint Louis	Clayton, MO	16,873.23	CDARS#175F		
TriState Capital Bank	Pittsburg, PA	246,446.85	CDARS#175F		
InterBank	Oklahoma, OK	164,981.14	CDARS#179E		
Northern Bank & Trust Company	Woburn, MA	249,584.50	CDARS#179E		
Bank of Hope		17,189.66	CDARS#181E		
First Interstate Bank		247,883.74	CDARS#181E		
BankFirst	Norfolk, NE	95,007.49	CDARS#183		
Citizens Savings Bank and Trust Company	Nashville, TX	77,010.42	CDARS#183		
First Western Trust Bank	Denver, CO	240,670.23	CDARS#183		
Katahdin Trust Company		207,045.07	CDARS#189A		
Landmark Bank, National Association		12,000.00	CDARS#189A		
MB Financial Bank, NA		248,500.00	CDARS#189A		
TIB The Independent Bankers Bank		248,500.00	CDARS#189A		
First American Bank	Elk Grove Village, IL	248,500.00	CDARS#191A		
Katahdin Trust Company	Patten, ME	41,454.93	CDARS#191A		
MetaBank	Sioux Falls, Sd	177,592.16	CDARS#191A		
State Bank of India	New York City, NY	248,500.00	CDARS#191A		
First Community Bank	Chatom, AL	248,059.47	CDARS#192		
First National Bank of North Arkansas	Berryville, AR	219,829.10	CDARS#192		
Progress Bank and Trust	Huntsville, AL	248,059.47	CDARS#192		
BNC National Bank	Glendale, AZ	163,333.64	CDARS#193		
Old Line Bank	Bowie, MD	245,498.54	CDARS#193		
Genesee Regional Bank	Rochester, NY	159,942.24	CDARS#194C		
TriState Capital Bank	Pittsburgh, PA	1,524.25	CDARS#194C		
Univest Bank and Trust Co.	Souderton, PA	248,500.00	CDARS#194C		
Cedar Rapids Bank and Trust Company	Cedar Rapids, IA	130,850.44	CDARS#195		
Community National Bank	Derby, VT	248,500.00	CDARS#196		
InterBank	Oklahoma City, OK	84,235.74	CDARS#196		
Landmark Bank, National Association	Columbia, Mo	12,000.00	CDARS#196		
SmartBank	Pigeon Forge, TN	248,500.00	CDARS#196		
Yampa Valley Bank	Steamboat Springs, CO	156,764.26	CDARS#196		
Seaside National Bank & Trust	Orlando, FL	248,500.00	CDARS#197		
The Bryn Mawr Trust Company	Bryn Mawr, PA	248,500.00	CDARS#197		
The Camden National Bank	Camden, ME	248,500.00	CDARS#197		
Yampa Valley Bank	Steamboat Springs, CO	4,501.00	CDARS#197		
Bank of Blue Valley	Overland Park, KS	187,718.24	CDARS#198		
Great Southern Bank	Reeds Springs, MO	247,788.08	CDARS#198		
MainStreet Bank	Fairfax, VA	247,788.08	CDARS#198		
SussexBank	Franklin, NJ	67,581.57	CDARS#198		
5296 Associated Bank, N.A.	Green Bay, WI	165.88	ICS-DPC		
4214 BOKF, National Association	Tulsa, OK	245,281.63	ICS-DPC		
18408 Bangor Savings Bank	Bangor, ME	245,381.07	ICS-DPC		
4201 Bank SNB	Stillwater, OK	245.92	ICS-DPC		
58479 Bank of Central Florida	Lakeland, FL	28.62	ICS-DPC		
110 Bank of the Ozarks	Little Rock, AR	245,381.07	ICS-DPC		
58979 BankUnited	Miami Lakes, FL	245.95	ICS-DPC		
23621 Berkshire Bank	Pittsfield, MA	245,381.07	ICS-DPC		
24811 Boston Private Bank & Trust	Boston, MA	245.92	ICS-DPC		
12923 Bremer Bank, National Association	South St. Paul, MN	105.56	ICS-DPC		
4999 Cadence Bank, NA	Birmingham, AL	245,381.07	ICS-DPC		
59049 Capital Bank Corporation	Raleigh, NC	245,292.48	ICS-DPC		
11241 Centennial Bank	Conway, AR	245,381.07	ICS-DPC		
12854 Centier Bank	Merrillville, IN	245,270.38	ICS-DPC		
597 Chemung Canal Trust Company	Elmira, NY	245,381.07	ICS-DPC		
34325 Cmty Bank of Oak Park River Forest	Oak Park, IL	245,339.61	ICS-DPC		
22683 CoBiz Bank	Denver, CO	245,381.07	ICS-DPC		
34121 Community Bank, Coast	Biloxi, MS	245,381.07	ICS-DPC		

COUNTY CLERK
 2017 NOV 3 AM 11:26
 FILED

WOOD COUNTY, TEXAS
Supplement Investment Schedule
Summary of FDIC-Insured Institutions
Outside of Depository Bank

08/31/2017

Bank	Location	Balance	Reference	Recap By Type	Totals
57919	ConnectOne Bank	Englewood Cliffs, NJ	245,381.07	ICS-DPC	
58632	Empire National Bank	Islandia, NY	245,208.90	ICS-DPC	
7472	FNCB	Dunmore, PA	4.38	ICS-DPC	
30895	Fidelity Bank	Wichita, KS	245,258.08	ICS-DPC	
17470	First Bank of Highland Park	Highland Park, IL	122.99	ICS-DPC	
58259	First National Bank of Michigan	Kalamazoo, MI	96.06	ICS-DPC	
35361	Five Star Bank	Rocklin, CA	245,381.07	ICS-DPC	
659	Five Star Bank	Warsaw, NY	245,327.06	ICS-DPC	
58564	Flushing Bank	Uniondale, NY	245,381.07	ICS-DPC	
15545	Frontier Bank	Omaha, NE	245,381.07	ICS-DPC	
7551	Fulton Bank, N.A.	Lancaster, PA	245,054.91	ICS-DPC	
30788	Glacier Bank	Kalispell, MT	164,198.25	ICS-DPC	
32084	Grand Savings Bank	Grove, OK	245.92	ICS-DPC	
15289	Great Western Bank	Watertown, SD	245,381.07	ICS-DPC	
59070	HarborOne Bank	Brockton, MA	245,344.17	ICS-DPC	
34076	Illinois Bank & Trust	Rockford, IL	44.75	ICS-DPC	
3076	Independent Bank	Mckinney, TX	245,381.07	ICS-DPC	
14679	Industrial Bank	Washington, DC	245,085.99	ICS-DPC	
19899	KS StateBank	Manhattan, KS	83.92	ICS-DPC	
10667	Mabrey Bank	Bixby, OK	86.1	ICS-DPC	
19531	Machias Savings Bank	Machias, ME	245,381.07	ICS-DPC	
18618	Manufacturers Bank	Los Angeles, CA	245,381.07	ICS-DPC	
33458	Monona State Bank	Monona, WI	12.99	ICS-DPC	
18429	Morton Community Bank	Morton, IL	245,381.07	ICS-DPC	
32325	Mutual of Omaha Bank	Omaha, NE	245,381.07	ICS-DPC	
18199	Newtown Savings Bank	Newtown, CT	245,322.50	ICS-DPC	
12944	Orange Bank & Trust Company	Middletown, NY	245,012.28	ICS-DPC	
28866	Ortani Bank	Township of Washington,	245,381.07	ICS-DPC	
32172	Pacific Premier Bank	Irvine, CA	245,377.88	ICS-DPC	
35100	Paragon Commercial Bank	Raleigh, NC	135.22	ICS-DPC	
14134	Passumpsic Savings Bank	St. Johnsbury, VT	245,374.63	ICS-DPC	
35583	Pinnacle Bank	Nashville, TN	245,381.07	ICS-DPC	
34254	Planters Bank, Inc.	Hopkinsville, KY	4.5	ICS-DPC	
23627	Republic Bank & Trust Company	Louisville, KY	245,381.07	ICS-DPC	
9712	Rockland Trust Company	Rockland, MA	245.92	ICS-DPC	
3890	Simmons Bank	Pine Bluff, AR	297.57	ICS-DPC	
30337	Sterling National Bank	Montebello, NY	245,381.07	ICS-DPC	
57934	Stonegate Bank	Fort Lauderdale, FL	245,381.07	ICS-DPC	
6653	The Park National Bank	Newark, OH	245,381.07	ICS-DPC	
12010	The Provident Bank	Jersey City, NJ	7.27	ICS-DPC	
6548	U.S. Bank National Association	Cincinnati, OH	245,381.07	ICS-DPC	
6784	United Bank	Parkersburg, WV	245,381.07	ICS-DPC	
58433	Waterford Bank, N.A.	Toledo, OH	245,381.07	ICS-DPC	
15614	West Bank	West Des Moines, IA	245,381.07	ICS-DPC	
57512	Western Alliance Bank	Phoenix, AZ	245,381.07	ICS-DPC	
	Cadence Bank, N.A.	Birmingham, AL	0.00	ICS-DPC	
3931	Alerus Financial, N.A.	Grand Forks, ND	2.03	ICS-AP	
58479	Bank of Central Florida	Lakeland, FL	123.93	ICS-AP	
58823	CapStar Bank	Nashville, TN	178,459.63	ICS-AP	
8405	F&M Trust Co. of Chambersburg	Chambersburg, PA	245,253.34	ICS-AP	
10248	First International Bank & Trust	Wafford City, ND	82,565.84	ICS-AP	
7888	First National Bank of Pennsylvania	Greenville, PA	245,236.91	ICS-AP	
4977	First Tennessee Bank, NA	Memphis, TN	3.13	ICS-AP	
8056	Merchants Bank of Indiana	Carmel, IN	245,077.61		
3809	Peoples National Bank, N.A.	Mt. Vernon, IL	107.41	ICS-AP	
19772	River Valley Bank	Waukesha, WI	245,090.83	ICS-AP	
3931	Alerus Financial, N.A.	Grand Forks, ND	4,642.69	ICS-HP	
58823	CapStar Bank	Nashville, TN	66,652.48	ICS-HP	
	First National Bank of Omaha	Omaha, NE	245,033.96	ICS-HP	
	First National Bank of Pennsylvania	Greenville, PA	14.53	ICS-HP	
4977	First Tennessee Bank, NA	Memphis, TN	33.40	ICS-HP	
18013	Mascoma Savings Bank	Lebanon, NH	37.19		
33867	Quad City Bank and Trust Company	Bettendorf, IA	9.11	ICS-HP	
3931	Alerus Financial, N.A.	Grand Forks, ND	240,561.68	ICS-PAY	
4214	BOKF, National Association	Tulsa, OK	66.81	ICS-PAY	
58823	CapStar Bank	Nashville, TN	34.20	ICS-PAY	
840	F&M Trust Co. of Chambersburg	Chambersburg, PA	1.89	ICS-PAY	
7888	First National Bank of Pennsylvania	Greenville, PA	4.62	ICS-PAY	
4977	First Tennessee Bank, NA	Memphis, TN	83.36		
34076	Illinois Bank & Trust	Rockford, IL	245,256.07	ICS-PAY	
18013	Mascoma Savings Bank	Lebanon, NH	26.46		
8056	Merchants Bank of Indiana	Carmel, IN	9.67		
8866	Merchants Bank, National Association	Winona, MN	245,090.83		
33867	Quad City Bank and Trust Company	Bettendorf, IA	245,245.70	ICS-PAY	
1417	Woodlands National Bank	Hinckley, MN	2.58	ICS-PAY	
		Total	\$ 24,163,204.68		

2017 NOV -3 AM 10:26
COUNTY CLERK - WOOD COUNTY TX