

WOOD COUNTY, TEXAS
COMBINED STATEMENT OF CASH ACCOUNTS ACTIVITY
FOR THE MONTH ENDING JULY 31, 2023

FUND CODE	FUND NAME	PRIOR-MONTH				TRANSFER		CASH BALANCE 07/31/23
		RECLASSES	CASH BALANCE 06/30/23	RECEIPTS	DISBURSEMENTS	IN/(OUT)	Net Change	
BUDGETED FUNDS								
OPERATING FUNDS								
100	General	\$ -	\$ 22,582,957.95	\$ 556,558.75	\$ (1,681,748.19)	\$ 1,773.21	\$ (1,123,416.23)	\$ 21,459,541.72
200	Road and Bridge Fund	0.00	7,317,408.72	133,698.90	(570,400.82)	(23.21)	(436,724.93)	6,880,681.79
270	Tobacco Settlement Fund	0.00	135,563.07	0.00	0.00	0.00	0.00	135,563.07
	Total Operating Funds	\$ -	\$ 30,035,927.74	# \$ 690,257.65	\$ (2,252,148.81)	\$ 1,750.00	\$ (1,560,141.16)	\$ 28,475,786.58
SPECIAL REVENUE FUNDS								
230	CC-Records Mgmt. & Preservation	0.00	887,180.38	15,170.99	0.00	0.00	15,170.99	882,351.37
231	General Records Mgmt. & Preservation	0.00	45,744.11	132.88	(54.95)	0.00	77.93	45,822.04
232	CC-Records Archive Fee	0.00	603,605.04	13,436.40	0.00	0.00	13,436.40	617,041.44
234	Courthouse Security	0.00	99,781.25	3,850.63	(109.90)	(1,750.00)	1,990.73	101,771.98
235	Hotel and Motel Tax	0.00	476,472.34	11,555.30	(19,708.50)	0.00	(8,153.20)	468,319.14
236	Child Welfare	0.00	1,059.97	71.88	0.00	0.00	71.88	1,131.85
238	Crime Victims Services	0.00	5,634.28	19.46	0.00	0.00	19.46	5,653.74
239	Justice Court Technology	0.00	52,604.52	470.51	(727.50)	0.00	(256.99)	52,347.53
240	DC-Records Mgmt & Preservation	0.00	28,672.65	1,799.82	0.00	0.00	1,799.82	30,472.47
241	JP Building Security Fee	0.00	2,928.45	201.03	(80.00)	0.00	121.03	3,049.48
242	Elections Special	0.00	105,364.38	176.82	0.00	0.00	176.82	105,541.20
243	Guardianship	0.00	88,733.29	989.81	0.00	0.00	989.81	89,723.10
244	CC-Technology	0.00	10,996.62	82.59	0.00	0.00	82.59	10,479.21
245	DC-Technology	0.00	27,868.39	108.89	0.00	0.00	108.89	28,075.28
246	DC-Records Archive Fee	0.00	1,792.53	58.09	0.00	0.00	58.09	1,850.62
247	DC-CT Records Preservation	0.00	1,694.04	47.91	0.00	0.00	47.91	1,741.95
260	Law Library	0.00	132,786.88	3,153.56	(298.00)	0.00	2,855.56	135,642.44
305	Constable Forfeiture	0.00	1,304.45	2.24	0.00	0.00	2.24	1,306.69
402	American Rescue	0.00	8,628,206.03	14,479.68	0.00	0.00	14,479.68	8,642,685.71
	Total Special Revenue Funds	\$ -	\$ 11,181,927.60	# \$ 65,808.49	\$ (20,978.85)	\$ (1,750.00)	\$ 43,079.64	\$ 11,225,007.24
OTHER FUNDS								
250	Right of Way	0.00	897,765.05	1,523.64	0.00	0.00	1,523.64	899,288.69
281	Community Supervision & Corr.	0.00	213,398.33	27,913.97	(50,574.39)	0.00	(22,660.42)	190,737.91
290	Juvenile Probation Department	0.00	16,909.95	41,489.00	(19,252.60)	0.00	22,236.40	39,146.35
892	Historical Commission	0.00	54,961.21	91.74	(568.58)	0.00	(476.84)	54,484.37
	Total Other Funds	\$ -	\$ 1,183,034.54	# \$ 71,018.35	\$ (70,395.57)	\$ -	\$ 622.78	\$ 1,183,657.32
	TOTAL BUDGETED FUND	\$ -	\$ 42,400,889.88	# \$ 827,084.49	\$ (2,343,523.23)	\$ -	\$ (1,516,438.74)	\$ 40,884,451.14
NON-BUDGETED AND NON-COUNTY FUNDS								
880	Treasurer's State Fees	0.00	44,911.63	21,333.62	(62,418.55)	0.00	(41,084.93)	3,826.70
891	Payroll Fund	0.00	439,940.75	0.00	(13,826.30)	0.00	(13,826.30)	426,114.45
	TOTAL NON-BUDGETED FUNDS	\$ -	\$ 484,852.38	# \$ 21,333.62	\$ (76,244.85)	\$ -	\$ (54,911.23)	\$ 429,941.15
	TOTAL CASH IN POOLED ACCOUNTS	\$ -	\$ 42,885,742.26	\$ 848,418.11	\$ (2,419,768.08)	\$ -	\$ (1,571,349.97)	\$ 41,314,392.29
CASH IN BANK - POOLED CASH ACCOUNTS								
890	AP Pooled Cash	0.00	1,426,972.41	248.65	(1,099,704.38)	0.00	(1,099,455.73)	327,516.68
890	Payroll Pooled Cash	0.00	1,384,557.44	126.24	(1,320,063.70)	0.00	(1,319,937.46)	64,619.98
890	Deposits Pooled Cash	0.00	15,942,041.69	785,008.96	0.00	0.00	785,008.96	16,727,050.65
890	CD Investments	0.00	14,432,407.88	21,097.93	0.00	0.00	21,097.93	14,453,505.81
890	CD Non-Depository	0.00	497,710.35	1,911.44	0.00	0.00	1,911.44	499,621.79
890	CDARS Investments	0.00	(0.00)	0.00	0.00	0.00	0.00	(0.00)
890	TexPool Pooled Investments	0.00	9,197,552.49	40,024.89	0.00	0.00	40,024.89	9,237,577.38
890	Jury Pooled Cash	0.00	4,500.00	0.00	0.00	0.00	0.00	4,500.00
	TOTAL CASH IN BANK - POOLED CASH ACCOUNTS	\$ -	\$ 42,885,742.26	\$ 848,418.11	\$ (2,419,768.08)	\$ -	\$ (1,571,349.97)	\$ 41,314,392.29

FILED FOR RECORD
 2023 OCT 17 PM 1:09
 KELLEY PRICE
 COUNTY CLERK, WOOD CO TX

PAGE 2: JULY 2023 MONTHLY REPORT

FUND CODE	FUND NAME	RECLASSES	CASH BALANCE 06/30/23	RECEIPTS	DISBURSEMENTS	TRANSFER IN/(OUT)	Net Change	CASH BALANCE 07/31/23
CASH IN BANK - NON POOLED CASH ACCOUNTS - NON-BUDGETED, NON-COUNTY OR OTHER								
BANKTEXAS ACCOUNTS								
200	Road & Bridge CD RRC Restricted	\$ -	\$ 28,240.27	\$ 23.21	\$ 0.00	\$ 0.00	\$ 23.21	\$ 28,263.48
233	Sheriff's Forfeiture Fund (Budgeted)	\$ -	7,846.20	0.00	0.00	-	0.00	7,846.20
401	Grant Fund	0.00	0.00	31,564.09	(31,564.09)	0.00	0.00	0.00
601	Interest & Sinking	0.00	4,045.97	26.42	0.00	0.00	26.42	4,072.39
895	Health Plan	0.00	335,439.10	484,128.32	(486,914.69)	0.00	(2,786.37)	332,652.73
895	Health Plan CD	0.00	0.00	0.00	0.00	0.00	0.00	0.00
895	Health Plan CDARS	0.00	0.00	0.00	0.00	0.00	0.00	0.00
898	MRP/DPC Clearing	0.00	15,259.82	4,788.90	(2,920.21)	0.00	1,868.69	17,128.51
	District Clerk Clearing	0.00	38,184.44	28,906.21	(39,311.44)	0.00	(10,405.23)	27,779.21
	JP1 Clearing	0.00	10,622.50	9,665.00	(10,620.50)	0.00	(955.50)	9,667.00
	JP2 Clearing	0.00	8,771.70	8,529.50	(9,035.70)	0.00	(506.20)	8,265.50
	JP3 Clearing - CNB	0.00	4,668.89	5,768.25	(5,050.00)	0.00	718.25	5,387.14
	JP4 Clearing	0.00	4,492.50	4,601.00	(4,727.50)	0.00	(126.50)	4,366.00
	Treasurer's Credit Card	0.00	0.00	34.14	0.00	0.00	34.14	34.14
	TOTAL BANKTEXAS - NON POOLED CASH ACCOUNTS	\$ -	\$ 457,371.39	\$ 578,035.04	\$ (590,144.13)	\$ 0.00	(\$12,109.09)	\$ 445,262.30
TEXPOOL ACCOUNTS								
601	Interest & Sinking	0.00	65,447.33	284.82	0.00	0.00	284.82	65,732.15
895	Health Plan	0.00	261,765.07	1,139.15	0.00	0.00	1,139.15	262,904.22
	TOTAL TEXPOOL - NON POOLED CASH ACCOUNTS	\$ -	\$ 327,212.40	\$ 1,423.97	\$ 0.00	\$ 0.00	\$ 1,423.97	\$ 328,636.37
	TOTAL CASH IN BANK - NON POOLED CASH ACCOUNTS	\$ -	\$ 784,583.79	\$ 579,459.01	\$ (590,144.13)	\$ 0.00	\$ (10,685.12)	\$ 773,898.67
	TOTAL CASH IN BANK - ALL TREASURER'S ACCOUNTS	\$ -	\$ 43,670,326.05	\$ 1,427,877.12	\$ (3,009,912.21)	\$ 0.00	\$ (1,582,035.09)	\$ 42,088,290.96

Miscellaneous Information

Indebtedness as of 06/30/2023: \$0.00 Certificate of Obligation: None
 RB Line of Credit-Railroad Commission \$25,000 CD Secured - Current Balance Available \$28,084

Bank Texas (including CDARS and ICS) \$ 32,022,455.42
 Non-Depository Investments 499,621.79
 TexPool: 9,566,213.75
Total \$ 42,088,290.96

Bank Texas Interest Income: Interest Rate .50%-3.92% \$ 8,184.76
 Certificates of Deposit: Interest Rates Varies 23,032.58
 CDARS Interest Income 0.00
 TexPool Interest Income: Interest Rate 5.24% 41,448.86
Total Interest Income \$ 72,666.20

I, Daphne Carter, County Treasurer, in and for the County of Wood, State of Texas, do hereby present the JULY 2023 Statement of Cash Accounts Activity, the attached Treasurer's Report of Cash Receipts and Disbursements, and the Report of Securities as true and correct statements, to the best of my knowledge, of accounts under the control of Wood County Treasurer and furthermore state that the fund balances are on deposit earning interest in accordance with the Wood County Investment Policy earning interest in accordance with the Wood County Depository Contract.

Presented, examined, and accepted at the regular term of Commissioners Court on this the 17th day of October 2023.

Daphne Carter 8/18/2023
 Daphne Carter, Wood County Treasurer

[Signature]
 Kevin White, County Judge

[Signature]
 Virgil Holland Jr. Commissioner Precinct 1


[Signature]
 Jerry Gaskill, Commissioner Precinct 2

[Signature]
 Mike Simmons, Commissioner Precinct 3

[Signature]
 Russell Acker, Commissioner Precinct 4

[Signature]
 Terry Sellers, Auditor

COUNTY AUDITOR
 SEP 27 2023



[Signature]
 Kelley Price, County Clerk

[Signature]
 Shirley Burns, Chief Deputy

RECEIVED
 AUG 21 2023

WOOD COUNTY, TEXAS
COMBINED STATEMENT OF CASH ACCOUNTS ACTIVITY
FOR THE YEAR-TO-DATE THROUGH JULY 31, 2023

FUND CODE	FUND NAME	CASH BALANCE	PRIOR-YEAR	REVISED	RENT-YEAR	DISBURSEMENTS	TRANSFER IN/(OUT)	Net Change	CASH BALANCE
		09/30/2022	RECLASSES	CASH BALANCE 9/30/2022	ECLA RECEIPTS				07/31/23
BUDGETED FUNDS									
OPERATING FUNDS									
100	General	\$ 19,617,215.57	\$ 1,615.95	\$ 19,618,831.52	\$ 19,396,603.36	\$ (17,569,946.79)	\$ 14,053.63	\$ 4,863,534.66	\$ 21,459,541.72
200	Road and Bridge Fund	4,970,403.63	(187.79)	4,970,215.84	7,874,398.29	(5,963,798.47)	(133.87)	3,787,387.41	6,880,681.79
270	Tobacco Settlement Fund	125,573.89	-	125,573.89	9,989.18	-	-	9,989.18	135,563.07
	Total Operating Funds	\$ 24,713,193.09	\$ 1,428.16	\$ 24,714,621.25	\$ 27,280,990.83	\$ (23,533,745.26)	\$ 13,919.76	\$ 8,660,911.25	\$ 28,475,786.58
SPECIAL REVENUE FUNDS									
230	CC-Records Mgmt. & Preservation	1,013,931.16	-	1,013,931.16	127,284.01	(258,863.80)	0.00	(123,709.77)	882,351.37
231	General Records Mgmt. & Preservation	46,114.87	-	46,114.87	7,728.38	(8,021.21)	0.00	(528.28)	45,822.04
232	CC-Records Archive Fee	507,104.64	-	507,104.64	109,938.80	0.00	0.00	74,970.69	617,041.44
234	Courthouse Security	88,571.26	-	88,571.26	31,909.62	(2,958.90)	(15,750.00)	8,345.07	101,771.98
235	Hotel and Motel Tax	438,477.36	-	438,477.36	138,468.26	(108,626.48)	0.00	17,758.57	488,319.14
236	Child Welfare	2,127.00	-	2,127.00	5,307.42	(6,302.57)	0.00	(1,295.32)	1,131.85
238	Crime Victims Services	5,417.71	-	5,417.71	328.02	(91.99)	0.00	235.37	5,653.74
239	Justice Court Technology	55,842.65	(1,448.23)	54,394.42	5,955.61	(8,002.50)	0.00	(602.09)	52,347.53
240	DC-Records Mgmt & Preservation	37,962.33	-	37,962.33	17,001.61	(24,491.47)	0.00	(12,763.17)	30,472.47
241	JP Building Security Fee	4,948.16	-	4,948.16	1,762.72	(3,661.40)	0.00	(2,278.49)	3,049.48
242	Elections Special	98,535.39	-	98,535.39	7,005.81	0.00	0.00	4,330.50	105,541.20
243	Guardianship	79,772.07	-	79,772.07	9,951.03	0.00	0.00	6,666.25	89,723.10
244	CC-Technology	9,783.16	-	9,783.16	696.05	0.00	0.00	487.76	10,479.21
245	DC-Technology	26,835.77	-	26,835.77	1,239.51	0.00	0.00	831.09	28,075.28
246	DC-Records Archive Fee	1,268.72	-	1,268.72	581.90	0.00	0.00	377.99	1,850.62
247	DC-CT Records Preservation	1,333.18	-	1,333.18	797.53	(388.76)	0.00	238.56	1,741.95
260	Law Library	111,730.15	-	111,730.15	27,181.29	(3,269.00)	0.00	15,747.94	135,642.44
305	Constable Forfeiture	1,288.56	-	1,288.56	18.15	(0.02)	0.00	11.72	1,306.69
402	Election - CARES Grant	8,819,934.66	20.07	8,819,954.73	122,730.98	(300,000.00)	0.00	(219,694.63)	8,642,685.71
	Total Special Revenue Funds	\$ 11,350,978.80	(1,428.16)	\$ 11,349,550.64	\$ 615,884.70	(724,678.10)	(15,750.00)	(230,870.24)	\$ 11,225,007.24
OTHER FUNDS									
250	Right of Way	886,509.46	-	886,509.46	12,779.23	0.00	0.00	8,300.58	899,288.69
281	Community Supervision & Corr.	217,486.69	-	217,486.69	424,768.99	(451,517.77)	0.00	(18,802.00)	190,737.91
290	Juvenile Probation Department	(5,779.40)	-	(5,779.40)	265,696.64	(220,770.89)	0.00	54,416.16	39,146.35
892	Historical Commission	52,779.64	-	52,779.64	5,878.92	(4,174.19)	0.00	3,108.04	54,484.37
	Total Other Funds	\$ 1,150,996.39	\$ -	\$ 1,150,996.39	\$ 709,123.78	(676,462.85)	0.00	47,022.78	\$ 1,183,657.32
	TOTAL BUDGETED FUNDS	\$ 37,215,168.28	\$ -	\$ 37,215,168.28	\$ 28,605,999.31	(24,934,886.21)	(1,830.24)	\$ 8,477,063.79	40,884,451.14
NON-BUDGETED AND NON-COUNTY FUNDS									
880	Treasurer's State Fees	54,157.35	-	54,157.35	236,930.28	(287,260.93)	0.00	(50,330.65)	3,826.70
891	Payroll Fund	(0.00)	-	(0.00)	0.04	426,114.41	0.00	426,114.45	426,114.45
	TOTAL NON-BUDGETED FUNDS	\$ 54,157.35	\$ -	\$ 54,157.35	\$ 236,930.32	\$ 138,853.48	\$ -	\$ 375,783.80	\$ 429,941.15
	TOTAL CASH IN POOLED ACCOUNTS	\$ 37,269,325.63	\$ -	\$ 37,269,325.63	\$ 28,842,929.63	(24,796,032.73)	(1,830.24)	\$ 8,852,847.59	\$ 41,314,392.29
CASH IN BANK - POOLED CASH ACCOUNTS									
890	AP Pooled Cash	1,909,978.19	-	1,909,978.19	3,586.19	(11,586,047.70)	10,000,000.00	(1,582,461.51)	327,516.68
890	Payroll Pooled Cash	1,262,391.59	-	1,262,391.59	2,492.03	(12,950,263.64)	11,750,000.00	(1,197,771.61)	64,619.98
890	Deposits Pooled Cash	10,499,955.27	-	10,499,955.27	28,318,519.01	(242,761.39)	(21,848,662.24)	6,227,095.38	16,727,050.65
890	CD Investments	14,272,067.24	-	14,272,067.24	181,438.57	0.00	0.00	181,438.57	14,453,505.81
890	CD Non-Depository	493,567.44	-	493,567.44	6,054.35	0.00	0.00	6,054.35	499,621.79
890	CDARS Investments	(0.00)	-	(0.00)	0.00	0.00	0.00	0.00	(0.00)
890	TexPool Pooled Investments	8,824,705.90	-	8,824,705.90	329,039.48	0.00	83,832.00	412,871.48	9,237,577.38
890	Jury Pooled Cash	6,660.00	-	6,660.00	1,800.00	(16,960.00)	13,000.00	(2,160.00)	4,500.00
	TOTAL CASH IN BANK - POOLED CASH ACCOUNTS	\$ 37,269,325.63	\$ -	\$ 37,269,325.63	\$ 28,842,929.63	(24,796,032.73)	(1,830.24)	\$ 4,045,066.66	\$ 41,314,392.29

FILED FOR RECORD
 2023 OCT 17 PM 1:10
 KELLEY PRICE
 COUNTY CLERK, WOOD CO TX

FUND CODE	FUND NAME	PRIOR-YEAR		REVISED		CURRENT-YEAR		TRANSFER IN/(OUT)	Net Change	CASH BALANCE 07/31/23
		CASH BALANCE 9/30/2022	RECLASSES	CASH BALANCE 9/30/2022	ECLA	RECEIPTS	DISBURSEMENTS			
CASH IN BANK - NON POOLED CASH ACCOUNTS - NON-BUDGET										
BANKTEXAS ACCOUNTS										
200	Road & Bridge CD RRC Restricted	\$ 28,106.43	\$ 0.36	\$ 28,106.79	\$	156.69	\$ -	\$ -	156.69	\$ 28,263.48
233	Sheriff's Forfeiture Fund (Budgeted)	7,321.20	-	7,321.20	\$	1,036.00	\$ (711.00)	\$ -	325.00	7,646.20
401	Grant Fund	0.00	-	0.00	\$	148,106.31	\$ (148,106.31)	\$ -	0.00	0.00
601	Interest & Sinking	3,572.00	-	3,572.00	\$	510.46	\$ -	\$ (10.07)	500.39	4,072.39
895	Health Plan	707,858.45	-	707,858.45	\$	2,971,001.73	\$ (3,346,207.45)	\$ -	(375,205.72)	332,652.73
895	Health Plan CD	0.00	-	0.00	\$	-	\$ -	\$ -	0.00	0.00
895	Health Plan CDARS	0.00	-	0.00	\$	-	\$ -	\$ -	0.00	-
898	MRP/DPC Clearing	17,786.75	\$ (4,804.71)	12,982.04	\$	51,300.41	\$ (47,153.94)	\$ -	4,146.47	17,128.51
	District Clerk Clearing	26,541.81	-	26,541.81	\$	333,082.94	\$ (331,845.54)	\$ -	1,237.40	27,779.21
	JP1 Clearing	15,346.20	-	15,346.20	\$	108,667.30	\$ (114,348.50)	\$ -	(5,679.20)	9,667.00
	JP2 Clearing	35,802.15	-	35,802.15	\$	121,103.02	\$ (148,639.67)	\$ -	(27,536.65)	8,265.50
	JP3 Clearing	6,517.30	-	6,517.30	\$	57,888.27	\$ (59,018.43)	\$ -	(1,130.16)	5,387.14
	JP4 Clearing	4,631.00	-	4,631.00	\$	55,315.34	\$ (55,580.34)	\$ -	(265.00)	4,366.00
	Treasurer's Credit Card	0.00	-	0.00	\$	64.57	\$ (30.43)	\$ -	34.14	34.14
	TOTAL BANKTEXAS - NON POOLED CASH ACCOUNTS	\$ 853,483.29	\$ (4,804.35)	\$ 848,678.94	\$	3,848,233.04	\$ (4,251,639.61)	\$ (10.07)	\$ (403,416.64)	\$ 445,262.30
TEXPOOL ACCOUNTS										
601	Interest & Sinking	63,379.75	0.00	63,379.75	\$	2,352.40	0.00	0.00	2,352.40	65,732.15
895	Health Plan	253,495.69	0.00	253,495.69	\$	9,408.53	0.00	0.00	9,408.53	262,904.22
	TOTAL TEXPOOL - NON POOLED CASH ACCOUNTS	\$ 316,875.44	\$ -	\$ 316,875.44	\$	11,760.93	\$0.00	\$0.00	\$ 11,760.93	\$ 328,636.37
	TOTAL CASH IN BANK - NON POOLED CASH ACCOUNTS	\$ 1,170,358.73	\$ (4,804.35)	\$ 1,165,554.38	\$	3,859,993.97	\$ (4,251,639.61)	\$ (10.07)	\$ (391,655.71)	\$ 773,898.67
	TOTAL CASH IN BANK - ALL TREASURER'S ACCOUNTS	\$ 38,439,684.36	\$ (4,804.35)	\$ 38,434,880.01	\$	32,702,923.60	\$ (29,047,672.34)	\$ (1,840.31)	\$ 3,653,410.95	\$ 42,088,290.96

Miscellaneous Information 0.00

Indebtedness as of 9/30/2022: \$0.00 Certificate of Obligation: None
 RB Line of Credit-Railroad Commission \$25,000 CD Secured - Current Balance Available \$28,084 .

Bank Texas (including CDARS and ICS)	Cash Balance	\$ 33,647,850.81
Non-Depository Investments	Cash Balance	\$ 497,710.35
TexPool:	Cash Balance	\$ 9,524,764.89
Total		\$ 43,670,326.05

Bank Texas Interest Income: \$ 84,735.49
 Certificates of Deposit: 183,855.56
 CDARS Interest Income: 0.00
 TexPool Interest Income: 340,800.14
Total Interest Income \$ 609,391.19 0.00

I, Daphne Carter, County Treasurer, in and for the County of Wood, State of Texas, do hereby present the July 31, 2023 Statement of Cash Accounts Activity, the attached Treasurer's Report of Cash Receipts and Disbursements, and the Report of Securities as true and correct statements, to the best of my knowledge, of accounts under the control of Wood County Treasurer and furthermore state that the fund balances are on deposit earning interest in accordance with the Wood County Investment Policy earning interest in accordance with the Wood County Depository Contract.

Presented, examined, and accepted at the regular term of Commissioners Court on this 17th day of October 2023

Daphne Carter 8/18/2023
 Daphne Carter, Wood County Treasurer

 Kevin White, County Judge

 Virgil Holland, Jr., Commissioner Precinct 1


 Jerny Gaskill, Commissioner Precinct 2

 Mike Simmons, Commissioner Precinct 3

 Russell Acker, Commissioner Precinct 4

 Terri Sellars, Auditor

 ATTEST:
 Kelley Price by *Trinity Burns* Chief Deputy
 Kelley Price, County Clerk



WOOD COUNTY									
Check Register Recap									
31-Jul-23									
	Beg Ck #	End Ck #	Draft	Checks	VOIDS/misc	Transfer/Transit	Total	proofing	Cash GL #
AP	154285	154559	\$ 61,342.69	\$ 1,039,193.43	\$ (831.74)	\$ -	\$ 1,099,704.38	0.00	890-103-0000
Payroll	112467	112498	466,956.89	256,511.36	596,595.45	.	1,320,063.70	0.00	890-103-1000
HP	92848	93061	0.00	485,084.45	1,830.24		486,914.69	0.00	895-103-0000
HP manual	2052	2054		above		above			
MRP			0.00	0.00	2,711.37	208.84	2,920.21	0.00	898-103-0000
GRANT	0		0.00	31,564.09		0.00	31,564.09	0.00	401-103-0000
DPC				0.00	0.00		0.00	0.00	890-103-1500
DPC Manual			0.00	0.00			0.00		890-103-1500
DC			39,311.44				39,311.44	0.00	
JP1			10,620.50				10,620.50	0.00	
JP2			9,035.70				9,035.70	0.00	
JP3			5,050.00				5,050.00	0.00	
JP4			4,727.50		0.00		4,727.50	0.00	
CC Clearing			0.00				0.00	0.00	
SFF	0	0	0.00	0.00	0.00	0.00	0.00		
Jury	0	0	0.00	0.00	0.00		0.00	0.00	890-103-4000
			\$ 597,044.72	\$ 1,812,353.33	\$ 600,305.32	\$ 208.84	\$ 3,009,912.21	0.00	
				CT Report			0.00		
							-3,009,912.21		
				Variance					
							\$ -		

Master Report 2023
 JULY 2023 Rec-Disb 2.3
 mdc
 8/18/2023

FILED FOR RECORD
 2023 OCT 17 PM 1:20
 KELLEY PRICE
 COUNTY CLERK, WOOD CO TX

WOOD COUNTY, TEXAS


INVESTMENT ACTIVITY FOR JULY 31, 2023

ID #	CD ID	Description	Bank	Acct	Rate History		Maturity Date	Original Principal	Current Balance	Purchases/Deposits	Interest Credited	Withdrawals	Accumulated		
					Rate	Intere							Current Balance	This Month's	Accumulated
7485	16	DPC 13 MONTH	ORIGIN DPC		3.94%		12/10/2023	\$ 500,000.00	\$ 568,995.49		0	\$	568,995.49	\$	-
7507	17	DPC 13 MONTH	ORIGIN DPC		4.00%		12/10/2023	250,000.00	284,497.75		0		284,497.75		0.00
	58	DPC 365 DAY	CNB DPC		1.85%		10/15/2023	124,200.00	122,982.32		567.23		123,549.55		0.00
	59	DPC 365 DAY	CNB DPC		1.85%		10/15/2023	124,200.00	121,332.71		559.83		121,892.34		0.00
	60	DPC 365 DAY	FNBW DPC		1.24%		10/18/2023	117,500.00	128,697.68		382.28		127,089.95		0.00
	61	DPC 365 DAY	FNBW DPC		1.24%		10/18/2023	117,500.00	128,697.68		382.29		127,089.95		0.00
3554	123	CD 24 month	ORIGIN DPC		2.00%		8/13/2024	500,000.00	568,313.10		930.92		567,244.02		0.00
3565	124	CD 24 month	ORIGIN DPC		2.00%		8/13/2024	500,000.00	568,313.10		930.92		567,244.02		0.00
3611	211	CD 13 month	ORIGIN DPC		2.02%		10/19/2024	500,002.00	530,036.89		880.01		530,918.90		0.00
1730	212	CD 13 month	ORIGIN DPC		2.02%		10/19/2024	500,003.00	530,037.94		880.01		530,917.95		0.00
5262	214	CD 13 month	ORIGIN DPC		4.00%		1/8/2024	500,003.00	527,314.00		5236.73		532,550.73		0.00
6305	215	CD 13 month	ORIGIN DPC		4.00%		12/9/2023	850,003.00	892,201.99		0		892,201.99		0.00
5283	218	CD 12 month	ORIGIN DPC		2.00%		8/21/2023	875,000.00	913,549.89		1501.73		915,051.72		0.00
5305	219	CD 12 month	ORIGIN DPC		2.00%		8/21/2023	875,001.00	913,551.01		1501.72		915,052.73		0.00
7593	220	CD 12 month	ORIGIN DPC		3.55%		4/8/2024	850,004.00	870,314.33		2503.65		872,817.98		0.00
7604	221	CD 13 month	ORIGIN DPC		3.55%		4/8/2024	850,005.00	870,315.37		2503.65		872,819.02		0.00
8495	222	CD 12 month	ORIGIN DPC		3.50%		5/7/2023	850,006.00	885,386.53	Matured	0		865,386.53		0.00
8506	223	CD 12 month	ORIGIN DPC		3.50%		5/7/2023	800,004.00	813,802.52	Matured	0		813,802.52		0.00
3763/9408	224	CD 12 month	ORIGIN DPC		4.00%		7/13/2024	850,007.00	885,387.59		0.00		865,387.59		0.00
0292/9419	225	CD 13 month	ORIGIN DPC		4.00%		7/13/2024	500,005.00	513,805.53		0.00		513,805.53		0.00
1060/1234	226	CD 13 month	ORIGIN DPC		4.00%		8/11/2024	850,008.00	884,664.72		319.81		864,964.53		0.00
5341/1245	227	CD 13 month	ORIGIN DPC		4.00%		8/11/2024	500,006.00	513,641.88		189.98		513,831.86		0.00
3588	228a	CD 12 month	ORIGIN DPC		2.00%		8/20/2023	850,009.00	872,564.66		1434.35		873,999.03		0.00
3599	228	CD 12 month	ORIGIN DPC		2.00%		8/20/2023	850,010.00	872,565.70		1434.35		874,000.05		0.00
3610	230	CD 24 month	ORIGIN DPC		2.00%		8/20/2023	500,007.00	517,147.77		850.1		517,997.87		0.00
	Restricted	RB CD *1703 RRC	BTH* DPC		1.00%		3/28/2024	25,000.00	28,239.45		23.21		28,262.68		0.00
	Total CDs						\$ 14,308,483.00	\$ 14,959,357.88	\$ -	\$ 23,032.58	\$ -	\$ 14,981,390.28	\$ -	\$ -	
	TEXPOOL					WAM									
	Deposit Pooled Cash		TxP DPC					\$ 9,197,552.49	\$ -	\$ 40,024.89	\$ -	\$ 9,237,577.38	n/a	n/a	
	Interest & Sinking		TxP I&S					65,447.33	0.00	284.82	0.00	65,732.15	n/a	n/a	
	Health Plan		TxP HP					281,765.07	0.00	1,139.15	0.00	282,904.22	n/a	n/a	
	Total Pools							\$ 9,524,764.89	\$ -	\$ 41,448.86	\$ -	\$ 9,566,213.75			
	Insured Cash Sweeps Accounts														
	Deposit Pooled Cash		BTH*		Daily	n/a		14,057,247.14	\$ 785,753.07	\$ 6,156.51	\$ (397.49)	14,848,759.23	n/a	n/a	
	Accounts Payable Cash		BTH*		Daily	n/a		1,069,702.47	0.00	248.85	(1,069,702.47)	248.05	n/a	n/a	
	Payroll Cash		BTH*		Daily	n/a		818,774.81	0.00	126.24	(818,774.81)	126.24	n/a	n/a	
	Health Plan		BTH*		Daily	n/a		176,905.76	0.00	44.93	(176,905.76)	44.93	n/a	n/a	
	Total Sweeps							\$ 16,122,630.18	\$ 785,753.07	\$ 6,576.33	\$ (2,065,780.53)	14,849,179.05			
	Total Investments					Total WAM days	105	\$ 40,605,752.75	\$ 785,753.07	\$ 71,057.77	\$ (2,065,780.53)	\$ 39,396,783.08	\$ -	\$ -	
	Investments By Type														
	BT - Traditional CD											\$ 14,453,505.81	36.69%		
	BT - CDARS												0.00%		
	Non-Depository CD											499,621.79	1.27%		
	BT-Restricted CD											28,262.66	0.07%		
	BT-ICS *											14,849,179.05	37.69%		
	Money Market Accts											0.00	0.00%		
	Pools											9,566,213.75	24.28%		
	Total											\$ 39,396,783.08	100.00%		

* Does not include in-transit items which can be either positive or negative.

Note BT* - BankTexas is the county's placement bank for both CDARS and ICS accounts into other FDIC covered banks. For bank details use Supplement Investment Schedule.

I hereby submit the above report in addition to attached Supplement Investment Schedule as the written report of investment transactions for all invested funds held by Wood County Treasurer for period shown above and certify that these investments are in compliance with the local investment policy and Public Funds Investment Act.


 Daphne Carter, Wood County Treasurer
 Wood County Investment Officer
 (T) Daphne Investment 2023

FILED FOR RECORD
 2023 OCT 17 PM 1:50
 COUNTY CLERK, WOOD CO. TX