

**WOOD COUNTY, TEXAS
COMBINED STATEMENT OF CASH ACCOUNTS ACTIVITY
FOR THE MONTH ENDING JUNE 30, 2018**

2018 AUG 24 AM 10:27
COUNTY CLERK WOOD CO TX

FUND CODE	FUND NAME	CASH BALANCE 5/31/2018	RECEIPTS	DISBURSEMENTS	TRANSFER IN/(OUT)	Net Change	CASH BALANCE 6/30/2018
BUDGETED FUNDS							
OPERATING FUNDS							
100	General	\$ 21,968,282.94	\$ 561,374.17	\$ (1,304,376.33)	\$ 13,652.05	\$ (729,350.11)	\$ 21,238,932.83
200	Road and Bridge Fund	4,716,235.28	131,370.17	(545,426.34)	(22.72)	(414,078.89)	4,302,156.39
270	Tobacco Settlement Fund	87,953.03	0.00	0.00	0.00	0.00	87,953.03
	Total Operating Funds	\$ 26,772,471.25	\$ 692,744.34	\$ (1,849,802.67)	\$ 13,629.33	\$ (1,143,429.00)	\$ 25,629,042.25
SPECIAL REVENUE FUNDS							
230	CC-Records Mgmt. & Preservation	652,752.71	12,631.45	(11,669.80)	0.00	961.65	653,714.36
231	General Records Mgmt. & Preservation	27,356.34	1,485.81	(1,561.53)	(109.90)	(185.62)	27,170.72
232	CC-Records Archive Fee	661,719.56	12,330.49	0.00	0.00	12,330.49	674,050.05
234	Courthouse Security	57,990.00	2,389.86	0.00	(3,202.61)	(812.75)	57,177.25
235	Hotel and Motel Tax	145,264.35	9,660.73	(14,502.24)	(372.62)	(5,214.13)	140,050.22
236	Child Welfare	1,649.44	163.53	0.00	0.00	163.53	1,812.97
238	Crime Victims Services	4,951.70	40.14	0.00	0.00	40.14	4,991.84
239	Justice Count Technology	69,972.90	1,015.07	(1,507.35)	516.65	24.37	69,997.27
240	DC-Records Mgmt & Preservation	21,177.59	354.26	(2.09)	0.00	352.17	21,529.76
241	JP Building Security Fee	28,688.08	275.14	(140.85)	(186.95)	(52.66)	28,635.42
242	Elections Special	48,744.38	3,349.16	0.00	0.00	3,349.16	52,093.54
243	Guardianship	48,705.02	520.26	0.00	0.00	520.26	49,225.28
244	CC-Technology	5,997.65	104.42	0.00	0.00	104.42	6,102.07
245	DC-Technology	12,664.51	289.75	0.00	0.00	289.75	12,954.26
246	DC-Records Archive Fee	44,352.80	596.15	0.00	0.00	596.15	44,948.95
247	DC-CT Records Preservation	29,203.30	254.90	0.00	0.00	254.90	29,458.20
260	Law Library	36,038.04	1,275.05	(476.00)	0.00	799.05	36,837.09
305	Constable Forfeiture	2,291.65	4.70	0.00	0.00	4.70	2,296.35
	Total Special Revenue Funds	\$ 1,899,520.02	\$ 46,740.87	\$ (29,859.86)	(\$3,355.43)	\$ 13,525.58	\$ 1,913,045.60
OTHER FUNDS							
250	Right of Way	834,402.67	1,871.63	0.00	0.00	1,871.63	836,274.30
281	Community Supervision & Corr.	392,651.61	83,305.00	(38,450.82)	0.00	44,854.18	437,505.79
290	Juvenile Probation Department	20,094.36	21,536.00	(17,139.23)	0.00	4,396.77	24,491.13
892	Historical Commission	46,773.69	95.55	(269.28)	0.00	(173.73)	46,599.96
	Total Other Funds	\$ 1,293,922.33	\$ 106,808.18	\$ (55,859.33)	\$ -	\$ 50,948.85	\$ 1,344,871.18
	TOTAL BUDGETED FUNDS	\$ 29,965,913.60	\$ 846,293.39	\$ (1,935,521.86)	\$ 10,273.90	\$ (1,078,954.57)	\$ 28,886,959.03
NON-BUDGETED AND NON-COUNTY FUNDS							
880	Treasurer's State Fees	50,407.64	36,399.50	0.00	0.00	36,399.50	86,807.14
891	Payroll Fund	326,812.83	0.00	(326,812.83)	0.00	(326,812.83)	0.00
999	Upper Sabine Valley Waste Mgmt	816,112.59	31,519.68	(39,586.01)	(60,273.90)	(68,340.23)	747,772.36
	TOTAL NON-BUDGETED FUNDS	\$ 1,193,333.06	\$ 67,919.18	\$ (366,398.84)	\$ (60,273.90)	\$ (358,753.56)	\$ 834,579.50
	TOTAL CASH IN POOLED ACCOUNTS	\$ 31,159,246.66	\$ 914,212.57	\$ (2,301,920.70)	\$ (50,000.00)	\$ (1,437,708.13)	\$ 29,721,538.53
CASH IN BANK - POOLED CASH ACCOUNTS							
890	AP Pooled Cash	1,501,647.55	2,349.99	(934,929.68)	800,000.00	(132,579.69)	1,369,067.86
890	Payroll Pooled Cash	1,501,334.71	2,049.11	(1,365,011.02)	1,500,000.00	137,038.09	1,638,372.80
890	Deposits Pooled Cash	13,398,452.67	872,532.03	0.00	(2,350,000.00)	(1,477,467.97)	11,920,984.70
890	CD Investments	2,350,968.14	2,115.57	0.00	0.00	2,115.57	2,353,083.71
890	CD Non-Depository	492,508.72	0.00	0.00	0.00	0.00	492,508.72
890	CDARS Investments	11,397,448.19	34,406.20	0.00	0.00	34,406.20	11,431,854.39
890	TexPool Pooled Investments	510,346.68	759.67	0.00	0.00	759.67	511,106.35
890	Jury Pooled Cash	6,540.00	0.00	(1,980.00)	0.00	(1,980.00)	4,560.00
	TOTAL CASH IN BANK - POOLED CASH ACCOUNTS	\$ 31,159,246.66	\$ 914,212.57	\$ (2,301,920.70)	\$ (50,000.00)	\$ (1,437,708.13)	\$ 29,721,538.53
					0.00	0.00	


FUND CODE	FUND NAME	CASH BALANCE 5/31/2018	RECEIPTS	DISBURSEMENTS	TRANSFER IN/(OUT)	Net Change	CASH BALANCE 6/30/2018
CASH IN BANK - NON POOLED CASH ACCOUNTS - NON-BUDGETED, NON-COUNTY OR OTHER FUNDS							
BANKTEXAS ACCOUNTS							
200	Road & Bridge CD RRC Restricted	\$ 26,750.92	\$ 22.72	\$0.00	\$0.00	\$22.72	\$ 26,773.64
233	Shenff's Forfiture Fund (Budgeted)	746.30	0.00	0.00	0.00	0.00	746.30
401	Grant Fund	0.00	0.00	0.00	0.00	0.00	0.00
601	Interest & Sinking	23,968.17	386.22	0.00	0.00	386.22	24,354.39
895	Health Plan	20,192.16	214,682.36	(273,004.43)	307,187.59	248,865.52	269,057.68
895	Health Plan MMKT	307,187.59	12.36	0.00	(307,187.59)	(307,175.23)	12.36
895	Health Plan CD	210,809.98	175.44	0.00	0.00	175.44	210,985.42
895	Health Plan CDARS	775,743.81	1,852.32	0.00	0.00	1,852.32	777,596.13
898	MRP/DPC Clearing	6,238.11	4,056.36	(4,453.84)	0.00	(397.48)	5,840.63
	District Clerk Clearing	27,357.38	30,680.61	(35,274.38)	0.00	(4,593.77)	22,763.61
	JP1 Clearing	15,870.80	22,144.62	(16,685.70)	0.00	5,458.92	21,329.72
	JP2 Clearing	13,566.70	15,300.50	(14,437.70)	0.00	862.80	14,429.50
	JP3 Clearing	12,099.40	15,719.19	(12,433.49)	0.00	3,285.70	15,385.10
	JP4 Clearing	7,477.30	4,640.20	(7,385.30)	0.00	(2,745.10)	4,732.20
	RV Clearing	0.00	0.00	0.00	0.00	0.00	0.00
	Treasurer's Credit Card	7,568.38	20,825.06	(24,875.39)	0.00	(4,050.33)	3,518.05
999	USVSWMD Payroll Clearing	66,764.26	0.00	(46,181.41)	50,000.00	3,818.59	70,582.85
999	USVSWMD CD TCEQ Restricted	12,840.44	10.91	0.00	0.00	10.91	12,851.35
	TOTAL BANKTEXAS - NON POOLED CASH ACCOUNTS	\$ 1,535,181.70	\$ 330,508.87	\$ (434,731.64)	\$50,000.00	\$ (54,222.77)	\$ 1,480,958.93
TEXPOOL ACCOUNTS							
601	Interest & Sinking	36,646.33	54.52	0.00	0.00	54.52	36,700.85
895	Health Plan	1,167.87	1.80	0.00	0.00	1.80	1,169.67
	TOTAL TEXPOOL - NON POOLED CASH ACCOUNTS	\$ 37,814.20	\$56.32	\$0.00	\$0.00	\$ 56.32	\$ 37,870.52
	TOTAL CASH IN BANK - NON POOLED CASH ACCOUNTS	\$ 1,572,995.90	\$ 330,565.19	\$ (434,731.64)	\$50,000.00	\$ (54,166.45)	\$ 1,518,829.45
	TOTAL CASH IN BANK - ALL TREASURER'S ACCOUNTS	\$ 32,732,242.56	\$ 1,244,777.76	\$ (2,736,652.34)	\$0.00	\$ (1,491,874.58)	\$ 31,240,367.98

Miscellaneous Information 0.00
 Indebtedness as of 6/30/2018: \$0.00 Certificate of Obligation: None
 RB Line of Credit-Railroad Commission \$25,000 CD Secured - Current Balance Available \$26,773
 Bank Texas (including CDARS and ICS) \$ 30,198,882.39
 Non-Depository Investments 492,508.72
 TexPool: 548,976.87
 Total \$ 31,240,367.98 0.00
 Bank Texas Interest Income: Interest Rate .00%-2.23% \$ 26,014.99
 Certificates of Deposit: Interest Rates Varies 2,324.64
 CDARS Interest Income 36,258.52
 TexPool Interest Income: Interest Rate 1.81% 815.99
 Total Interest Income \$ 65,414.14 0.00

I, Becky S. Burford, County Treasurer, in and for the County of Wood, State of Texas, do hereby present the June 2018 Statement of Cash Accounts Activity, the attached Treasurer's Report of Cash Receipts and Disbursements, and the Report of Securities as true and correct statements, to the best of my knowledge, of accounts under the control of Wood County Treasurer and furthermore state that the fund balances are on deposit earning interest in accordance with the Wood County Investment Policy earning interest in accordance with the Wood County Depository Contract.

Presented, examined, and accepted at the regular term of Commissioners Court on this the 14th day of August 2018.

Becky S. Burford
 Becky S. Burford, Wood County Treasurer
Bryan Jeanes
 Bryan Jeanes, County Judge
Virgil Holland, Jr.
 Virgil Holland, Jr. Commissioner Precinct 1
Jerry Gaskill
 Jerry Gaskill, Commissioner Precinct 2
Tommy Simmons
 Tommy Simmons, Commissioner Precinct 3
Colin Miller
 Colin Miller, Commissioner Precinct 4
Terr Sellers
 Terr Sellers, Auditor
Michelle Price
 Michelle Price, County Clerk



**WOOD COUNTY, TEXAS
 RECAP OF FUNDS BY BANK ACCOUNTS
 FOR THE MONTH ENDING JUNE 30, 2018**

2018 AUG 24 AM 10: 27

COUNTY CLERK
 WOOD COUNTY, TX

Fund	Beginning Cash Balance	M-T-D Receipts	M-T-D Disbursements	Transfers	Ending Balance	BankTexas Quitman	Allocation of Cash			Total Cash
							BankTexas CDARS	Non-Depository Banks	TexPool	
200 Road & Bridge CD Restricted	\$ 26,750.92	\$22.72	\$0.00	\$0.00	\$26,773.64	\$26,773.64	\$0.00	\$0.00	\$0.00	\$26,773.64
233 Sheriff Forfeiture Fund	746.30	0.00	0.00	0.00	746.30	\$746.30				\$746.30
401 Texas Comm. Dev. Program	0.00	0.00	0.00	0.00	0.00	\$0.00	0.00	0.00	0.00	0.00
601 Interest and Sinking	60,614.50	440.74	0.00	0.00	61,055.24	24,354.39	0.00	0.00	36,700.85	61,055.24
890 Pooled Funds	16,918,321.61	877,690.80	(2,301,920.70)	(50,000.00)	15,444,091.71	14,932,985.36	0.00	0.00	511,106.35	15,444,091.71
890 Pooled CDs	14,240,925.05	36,521.77	0.00	0.00	14,277,446.82	2,353,083.71	11,431,854.39	492,508.72	0.00	14,277,446.82
895 Health Plan Fund	21,360.03	214,684.16	(273,004.43)	307,187.59	270,227.35	269,057.68	0.00	0.00	1,169.67	270,227.35
895 Health Plan Fund MMKT	307,187.59	12.36	0.00	(307,187.59)	12.36	12.36	0.00	0.00	0.00	12.36
895 Health Plan CDs	986,553.79	2,027.76	0.00	0.00	988,581.55	210,985.42	777,596.13	0.00	0.00	988,581.55
898 MRP/DPC Clearing	6,238.11	4,056.36	(4,453.84)	0.00	5,840.63	5,840.63	0.00	0.00	0.00	5,840.63
District Clerk Clearing	27,357.38	30,680.61	(35,274.38)	0.00	22,763.61	22,763.61	0.00	0.00	0.00	22,763.61
JP1 Clearing	15,870.80	22,144.62	(16,685.70)	0.00	21,329.72	21,329.72	0.00	0.00	0.00	21,329.72
JP2 Clearing	13,566.70	15,300.50	(14,437.70)	0.00	14,429.50	14,429.50	0.00	0.00	0.00	14,429.50
JP3 Clearing	12,099.40	15,719.19	(12,433.49)	0.00	15,385.10	15,385.10	0.00	0.00	0.00	15,385.10
JP4 Clearing	7,477.30	4,640.20	(7,385.30)	0.00	4,732.20	4,732.20	0.00	0.00	0.00	4,732.20
RV Park Clearing	0.00	0.00	0.00	0.00	0.00	0.00	0.00	0.00	0.00	0.00
Treasurer's Credit Card	7,568.38	20,825.06	(24,875.39)	0.00	3,518.05	3,518.05	0.00	0.00	0.00	3,518.05
999 USVSWMD Payroll Clearing	66,764.26	0.00	(46,181.41)	50,000.00	70,582.85	70,582.85	0.00	0.00	0.00	70,582.85
999 USVSWMD CD Restricted*	12,840.44	<u>10.91</u>	<u>0.00</u>	<u>0.00</u>	<u>12,851.35</u>	<u>12,851.35</u>	<u>0.00</u>	<u>0.00</u>	<u>0.00</u>	<u>12,851.35</u>
Grand Total	\$ 32,732,242.56	\$ 1,244,777.76	\$ (2,736,652.34)	\$ -	\$ 31,240,367.98	\$ 17,989,431.87	\$ 12,209,450.52	\$ 492,508.72	\$ 548,976.87	\$ 31,240,367.98
*Non-County Funds										

**WOOD COUNTY, TEXAS
COMBINED STATEMENT OF CASH ACCOUNTS ACTIVITY
FOR THE YEAR-TO-DATE THROUGH JUNE 30, 2018**

2018 AUG 24 AM 10:27
COUNTY CLERK, WOOD COUNTY, TEXAS

FUND CODE	FUND NAME	CASH BALANCE 10/01/2017	PRIOR-YEAR RECLASSES	REVISED CASH BALANCE 10/01/2017	RECEIPTS	DISBURSEMENTS	TRANSFER IN/(OUT)	Net Change	CASH BALANCE 6/30/2018
BUDGETED FUNDS									
OPERATING FUNDS									
100	General	\$ 17,633,503.05	\$ (13,722.22)	\$ 17,619,780.83	\$ 14,902,239.24	\$ (11,353,611.37)	\$ 70,524.13	\$ 3,619,152.00	\$ 21,238,932.83
200	Road and Bridge Fund	3,646,036.53	0.00	3,646,036.53	5,389,563.60	(4,760,956.14)	27,512.40	656,119.86	4,302,156.39
270	Tobacco Settlement Fund	78,325.85	0.00	78,325.85	9,627.18	0.00	0.00	9,627.18	87,953.03
	Total Operating Funds	\$ 21,357,865.43	\$ (13,722.22)	\$ 21,344,143.21	\$ 20,301,430.02	\$ (16,114,567.51)	\$ 98,036.53	\$ 4,284,899.04	\$ 25,629,042.25
SPECIAL REVENUE FUNDS									
230	CC-Records Mgmt. & Preservation	574,021.23	7,762.22	581,783.45	100,892.84	(28,961.93)	0.00	71,930.91	653,714.36
231	General Records Mgmt. & Preservation	18,411.77	0.00	18,411.77	11,618.15	(2,859.20)	0.00	8,758.95	27,170.72
232	CC-Records Archive Fee	577,952.24	(2,100.00)	575,852.24	98,197.81	0.00	0.00	98,197.81	674,050.05
234	Courthouse Security	53,722.26	0.00	53,722.26	20,657.60	(3,500.00)	(13,702.61)	3,454.99	57,177.25
235	Hotel and Motel Tax	152,448.71	0.00	152,448.71	78,863.22	(88,278.95)	(2,982.76)	(12,398.49)	140,050.22
236	Child Welfare	1,126.22	0.00	1,126.22	2,364.27	(1,677.52)	0.00	686.75	1,812.97
238	Crime Victims Services	4,581.76	0.00	4,581.76	410.08	0.00	0.00	410.08	4,991.84
239	Justice Court Technology	65,842.83	0.00	65,842.83	9,536.86	(5,899.07)	516.65	4,154.44	69,997.27
240	DC-Records Mgmt & Preservation	26,868.42	0.00	26,868.42	3,228.74	(8,567.40)	0.00	(5,338.66)	21,529.76
241	JP Building Security Fee	26,734.38	0.00	26,734.38	2,503.59	(305.70)	(296.85)	1,901.04	28,635.42
242	Elections Special	40,338.56	8,060.00	48,398.56	11,754.98	(8,060.00)	0.00	3,694.98	52,093.54
243	Guardianship	45,290.78	0.00	45,290.78	3,934.50	0.00	0.00	3,934.50	49,225.28
244	CC-Technology	5,097.92	0.00	5,097.92	1,004.15	0.00	0.00	1,004.15	6,102.07
245	DC-Technology	10,265.88	0.00	10,265.88	2,688.38	0.00	0.00	2,688.38	12,954.26
248	DC-Records Archive Fee	39,317.12	0.00	39,317.12	5,631.83	0.00	0.00	5,631.83	44,948.95
247	DC-CT Records Preservation	27,623.34	0.00	27,623.34	1,834.86	0.00	0.00	1,834.86	29,458.20
260	Law Library	26,112.93	0.00	26,112.93	13,215.63	(2,491.47)	0.00	10,724.16	36,837.09
305	Constable Forfeiture	2,166.87	0.00	2,166.87	1,387.39	(1,257.91)	0.00	129.48	2,296.35
	Total Special Revenue Funds	\$ 1,697,923.22	\$ 13,722.22	\$ 1,711,645.44	\$ 369,724.88	\$ (151,859.15)	(\$16,465.57)	\$ 201,400.16	\$ 1,913,045.60
OTHER FUNDS									
250	Right of Way	823,642.76	0.00	823,642.76	12,631.54	0.00	0.00	12,631.54	836,274.30
281	Community Supervision & Corr.	392,751.14	0.00	392,751.14	412,334.66	(363,980.01)	(3,600.00)	44,754.65	437,505.79
290	Juvenile Probation Department	(12,323.38)	0.00	(12,323.38)	236,881.00	(195,137.49)	(4,929.00)	36,814.51	24,491.13
892	Historical Commission	51,692.62	0.00	51,692.62	872.29	(5,964.95)	0.00	(5,092.66)	46,599.96
	Total Other Funds	\$ 1,255,763.14	\$ -	\$ 1,255,763.14	\$ 662,719.49	\$ (565,082.45)	\$ (8,529.00)	\$ 89,108.04	\$ 1,344,871.18
	TOTAL BUDGETED FUNDS	\$ 24,311,551.79	\$ -	\$ 24,311,551.79	\$ 21,333,874.39	\$ (16,831,509.11)	\$ 73,041.96	\$ 4,575,407.24	\$ 28,886,959.03
NON-BUDGETED AND NON-COUNTY FUNDS									
880	Treasurer's State Fees	107,056.09	0.00	107,056.09	332,134.95	(312,246.35)	(40,137.55)	(20,248.95)	86,807.14
891	Payroll Fund	321,960.47	0.00	321,960.47	0.00	(321,960.47)	0.00	(321,960.47)	(0.00)
999	Upper Sabine Valley Waste Mgmt	645,776.17	0.00	645,776.17	831,834.06	(571,911.62)	(157,926.25)	101,996.19	747,772.36
	TOTAL NON-BUDGETED FUNDS	\$ 1,074,792.73	\$ -	\$ 1,074,792.73	\$ 1,163,969.01	\$ (1,206,118.44)	\$ (198,063.80)	\$ (240,213.23)	\$ 834,579.50
	TOTAL CASH IN POOLED ACCOUNTS	\$ 25,386,344.52	\$ -	\$ 25,386,344.52	\$ 22,497,843.40	\$ (18,037,627.55)	\$ (125,021.84)	\$ 4,335,194.01	\$ 29,721,538.53
CASH IN BANK - POOLED CASH ACCOUNTS									
890	AP Pooled Cash	1,595,582.22		1,595,582.22	18,695.11	(8,094,209.47)	7,849,000.00	(226,514.36)	1,369,067.86
890	Payroll Pooled Cash	1,423,668.97		1,423,668.97	17,212.13	(9,782,508.30)	9,980,000.00	214,703.83	1,638,372.80
890	Deposits Pooled Cash	9,375,364.68		9,375,364.68	22,253,733.07	0.00	(19,708,113.05)	2,545,620.02	11,920,984.70
890	CD Investments	2,334,394.77		2,334,394.77	18,688.94	0.00	0.00	18,688.94	2,353,083.71
890	CD Non-Depository	491,793.14		491,793.14	3,484.68	0.00	(2,769.10)	715.58	492,508.72
890	CDARS Investments	9,655,029.10		9,655,029.10	179,333.14	0.00	1,597,492.15	1,776,825.29	11,431,854.39
890	TexPool Pooled Investments	505,781.64		505,781.64	5,324.71	0.00	0.00	5,324.71	511,106.35
890	Jury Pooled Cash	4,730.00		4,730.00	0.00	(13,060.00)	12,890.00	(170.00)	4,560.00
	TOTAL CASH IN BANK - POOLED CASH ACCOUNTS	\$ 25,386,344.52	\$ -	\$ 25,386,344.52	\$ 22,496,471.78	\$ (17,889,777.77)	(\$271,500.00)	\$ 4,335,194.01	\$ 29,721,538.53
								0.00	

FUND CODE	FUND NAME	PRIOR-YEAR		REVISED		RECEIPTS	DISBURSEMENTS	TRANSFER IN/(OUT)	Net Change	CASH BALANCE 6/30/2018
		CASH BALANCE 10/01/2017	RECLASSES	CASH BALANCE 10/01/2017						
CASH IN BANK - NON POOLED CASH ACCOUNTS - NON-BUDGE										
BANKTEXAS ACCOUNTS										
200	Road & Bridge CD RRC Restricted	\$ 26,574.21		\$ 26,574.21		\$ 199.43	\$ -	\$ -	\$ 199.43	\$ 26,773.64
233	Sheriff's Forfiture Fund (Budgeted)	4,349.21		4,349.21		0.00	(3,602.91)	0.00	-3602.91	746.30
401	Grant Fund	0.00		0.00		0.00	0.00	0.00	0.00	0.00
601	Interest & Sinking	23,216.61		23,216.61		1,137.78	0.00	0.00	1,137.78	24,354.39
895	Health Plan	23,451.64		23,451.64		2,072,885.62	(2,567,013.67)	739,734.09	245,606.04	269,057.68
895	Health Plan MMKT	644,830.59		644,830.59		7,369.36	0.00	(652,187.59)	(644,818.23)	12.36
895	Health Plan CD	209,413.90		209,413.90		1,571.52	0.00	0.00	1,571.52	210,985.42
895	Health Plan CDARS	852,720.68		852,720.68		12,421.95	0.00	(87,546.50)	(75,124.55)	777,596.13
898	MRP/DPC Clearing	9,126.36		9,126.36		36,907.62	(40,193.35)	0.00	(3,285.73)	5,640.63
	District Clerk Clearing	28,768.90		28,768.90		251,549.69	(257,552.98)	0.00	(6,003.29)	22,763.61
	JP1 Clearing	26,844.90		26,844.90		190,320.77	(195,835.95)	0.00	(5,515.18)	21,329.72
	JP2 Clearing	11,739.70		11,739.70		115,507.51	(112,817.71)	0.00	2,689.80	14,429.50
	JP3 Clearing	11,294.50		11,294.50		135,869.08	(131,778.48)	0.00	4,090.60	15,385.10
	JP4 Clearing	5,092.00		5,092.00		69,356.30	(69,716.10)	0.00	(359.80)	4,732.20
	RV Clearing	0.00		0.00		0.00	0.00	0.00	0.00	0.00
	Treasurer's Credit Card	0.00		0.00		54,126.68	(53,608.63)	3,000.00	3,518.05	3,518.05
999	USVSWMD Payroll Clearing	0.00		0.00		0.00	(197,917.15)	268,500.00	70,582.85	70,582.85
999	USVSWMD CD TCEQ Restricted	12,755.62		12,755.62		95.73	0.00	0.00	95.73	12,851.35
	TOTAL BANKTEXAS - NON POOLED CASH ACCOUNTS	\$ 1,890,176.82	\$ -	\$ 1,890,176.82		\$ 2,949,319.04	\$ (3,630,036.93)	\$ 271,500.00	\$ (409,217.89)	\$ 1,480,958.93
TEXPOOL ACCOUNTS										
601	Interest & Sinking	36,318.52		36,318.52		382.33	0.00	0.00	382.33	36,700.85
895	Health Plan	1,157.92		1,157.92		11.75	0.00	0.00	11.75	1,169.67
	TOTAL TEXPOOL - NON POOLED CASH ACCOUNTS	\$ 37,476.44	\$ -	\$ 37,476.44		\$ 394.08	\$ 0.00	\$ 0.00	\$ 394.08	\$ 37,870.52
	TOTAL CASH IN BANK - NON POOLED CASH ACCOUNTS	\$ 1,927,653.26	\$ -	\$ 1,927,653.26		\$ 2,949,713.12	\$ (3,630,036.93)	\$ 271,500.00	\$ (408,823.81)	\$ 1,518,829.45
	TOTAL CASH IN BANK - ALL TREASURER'S ACCOUNTS	\$ 27,313,997.78	\$ -	\$ 27,313,997.78		\$ 25,446,184.90	\$ (21,519,814.70)	\$ (0.00)	\$ 3,926,370.20	\$ 31,240,367.98

Miscellaneous Information 0.00 (0.00)

Indebtedness as of 6/30/2018: \$0.00 Certificate of Obligation: None
 RB Line of Credit-Railroad Commission \$25,000 CD Secured - Current Balance Available \$26,773

Bank Texas (including CDARS and ICS)	Cash Balance	\$ 32,268,422.08
Non-Depository Investments	Cash Balance	492,508.72
TexPool:	Cash Balance	547,363.28
Total		\$ 33,306,294.08

Bank Texas Interest Income:	\$ 226,480.04	
Certificates of Deposit:	24,040.10	
CDARS Interest Income:	191,759.09	
TexPool Interest Income:	5,718.79	
Total Interest Income	\$ 447,998.02	0.00

I, Becky S. Burford, County Treasurer, in and for the County of Wood, State of Texas, do hereby present the June 2018 Statement of Cash Accounts Activity, the attached Treasurer's Report of Cash Receipts and Disbursements, and the Report of Securities as true and correct statements, to the best of my knowledge, of accounts under the control of Wood County Treasurer and furthermore state that the fund balances are on deposit earning interest in accordance with the Wood County Investment Policy earning interest in accordance with the Wood County Depository Contract.

Presented, examined, and accepted at the regular term of Commissioners Court on this the 10th day of August 2018

Becky S. Burford

 Becky S. Burford, Wood County Treasurer

Bryan Jeanes

 Bryan Jeanes, County Judge

 Virgil Holland, Jr. Commissioner Precinct 1

Jerry G. Skill

 Jerry G. Skill, Commissioner Precinct 2

Mark A. Jones

 Mark A. Jones, Commissioner Precinct 3

Russell G. Jones


 Russell G. Jones, Commissioner Precinct 4

Terri Setters

 Terri Setters, Auditor

ATTEST
Kelley Price

 Kelley Price, County Clerk



**WOOD COUNTY, TEXAS
 RECAP OF FUNDS BY BANK ACCOUNTS
 FOR THE YEAR-TO-DATE ENDING JUNE 30, 2018**

2018 AUG 24 AM 10:27
 COUNTY CLERK


Fund	Beginning Cash Balance	M-T-D Receipts	M-T-D Disbursements	Transfers	Ending Balance	BankTexas Quitman	Allocation of Cash			Total Cash
							BankTexas CDARS	Non-Depository Banks	CO / TexPool	
200 Road & Bridge CD Restricted	\$ 26,574.21	\$199.43	\$0.00	\$0.00	\$26,773.64	\$26,773.64	\$0.00	\$0.00	\$0.00	\$26,773.64
233 Sheriff Forfeiture Fund	4,349.21	0.00	(3,602.91)	0.00	746.30	746.30				746.30
401 Texas Comm. Dev. Program	0.00	0.00	0.00	0.00	0.00	-	0.00	0.00	0.00	0.00
601 Interest and Sinking	59,535.13	1,520.11	0.00	0.00	61,055.24	24,354.39	0.00	0.00	36,700.85	61,055.24
890 Pooled Funds	12,905,127.51	22,294,965.02	(17,889,777.77)	(1,866,223.05)	15,444,091.71	14,932,985.36	0.00	0.00	511,106.35	15,444,091.71
890 Pooled CDs	12,481,217.01	201,506.76	0.00	1,594,723.05	14,277,446.82	2,353,083.71	11,431,854.39	492,508.72	0.00	14,277,446.82
895 Health Plan Fund	24,609.56	2,072,897.37	(2,567,013.67)	739,734.09	270,227.35	269,057.68	0.00	0.00	1,169.67	270,227.35
895 Health Plan Fund MMKT	644,830.59	7,369.36	0.00	(652,187.59)	12.36	12.36	0.00	0.00	0.00	12.36
895 Health Plan CDs	1,062,134.58	13,993.47	0.00	(87,546.50)	988,581.55	210,985.42	777,596.13	0.00	0.00	988,581.55
898 MRP/DPC Clearing	9,126.36	36,907.62	(40,193.35)	0.00	5,840.63	5,840.63	0.00	0.00	0.00	5,840.63
District Clerk Clearing	28,766.90	251,549.69	(257,552.98)	0.00	22,763.61	22,763.61	0.00	0.00	0.00	22,763.61
JP1 Clearing	26,844.90	190,320.77	(195,835.95)	0.00	21,329.72	21,329.72	0.00	0.00	0.00	21,329.72
JP2 Clearing	11,739.70	115,507.51	(112,817.71)	0.00	14,429.50	14,429.50	0.00	0.00	0.00	14,429.50
JP3 Clearing	11,294.50	135,869.08	(131,778.48)	0.00	15,385.10	15,385.10	0.00	0.00	0.00	15,385.10
JP4 Clearing	5,092.00	69,356.30	(69,716.10)	0.00	4,732.20	4,732.20	0.00	0.00	0.00	4,732.20
RV Park Clearing	0.00	0.00	0.00	0.00	0.00	0.00	0.00	0.00	0.00	0.00
Treasurer's Credit Card	0.00	54,126.68	(53,608.63)	3,000.00	3,518.05	3,518.05	0.00	0.00	0.00	3,518.05
999 USVSWMD Payroll Clearing	0.00	0.00	(197,917.15)	268,500.00	70,582.85	70,582.85	0.00	0.00	0.00	70,582.85
999 USVSWMD CD Restricted*	<u>12,755.62</u>	<u>95.73</u>	<u>0.00</u>	<u>0.00</u>	<u>12,851.35</u>	<u>12,851.35</u>	<u>0.00</u>	<u>0.00</u>	<u>0.00</u>	<u>12,851.35</u>
Grand Total	\$ 27,313,997.78	\$ 25,446,184.90	\$ (21,519,814.70)	\$ -	\$ 31,240,367.98	\$ 17,989,431.87	\$ 12,209,450.52	\$ 492,508.72	\$ 548,976.87	\$ 31,240,367.98
*Non-County Funds										

WOOD COUNTY, TEXAS

INVESTMENT ACTIVITY FOR JUNE 30, 2018

06/30/2018														
CD ID	Description	Bank	Acct	Maturity Date	Original Principal	Prior Balance				Current Balance		This Month's	Accumulated	
						05/31/2018	Purchases/Deposits	Interest Credited	Withdrawals	06/30/2018	Unpaid Interest	Unpaid Interest		
16	*7485 DPC 12 MONTH	BTH	DPC	11/10/2018	\$ 500,000.00	\$ 526,678.76		\$ 447.32		\$ 527,126.08	\$ 303.27	\$ 303.27		
17	*7507 DPC 12 MONTH	BTH	DPC	11/10/2018	250,000.00	263,339.37		223.66		263,563.03	151.63	151.63		
18	*7523 HP 12 MONTH	BTH	HP	11/10/2018	75,000.00	79,001.77		67.10		79,068.87	47.61	47.61		
58	*182 DPC 365 DAY	CNB	DPC	10/15/2018	124,200.00	124,209.23		0.00		124,209.23	119.03	302.96		
59	*183 DPC 365 DAY	CNB	DPC	10/15/2018	124,200.00	124,209.23		0.00		124,209.23	119.03	302.96		
60	*884 DPC 365 DAY	FNBW	DPC	10/16/2018	117,500.00	122,045.13		0.00		122,045.13	120.02	298.73		
61	*885 DPC 365 DAY	FNBW	DPC	10/16/2018	117,500.00	122,045.13		0.00		122,045.13	120.02	298.73		
96	*4149 365 DAY	BTH	DPC	12/31/2018	500,000.00	516,895.01		424.85		517,319.86	14.17	14.17		
97	*4160 365 DAY	BTH	HP	12/31/2018	127,500.00	131,808.21		108.34		131,916.55	3.61	3.61		
123	CD 24 month	BTH	DPC	08/13/2018	500,000.00	522,027.50		509.87		522,537.37	296.34	296.34		
124	CD 24 month	BTH	DPC	08/13/2018	500,000.00	522,027.50		509.87		522,537.37	296.34	296.34		
171I	CDARS 30 Month	BTH	DPC	07/19/2018	620,000.00	645,373.40		1,481.57		646,854.97	0.00	0.00		
172I	CDARS 30 Month	BTH	DPC	07/19/2018	260,000.00	270,640.41		621.30		271,261.71	0.00	0.00		
173I	CDARS 30 Month	BTH	DPC	07/26/2018	415,000.00	431,752.69		991.18		432,743.87	0.00	0.00		
174I	CDARS 30 Month	BTH	DPC	07/26/2018	415,001.00	431,753.72		991.17		432,744.89	0.00	0.00		
175I	CDARS 30 Month	BTH	DPC	07/26/2018	415,002.00	431,754.83		991.17		432,746.00	0.00	0.00		
179H	CDARS 30 Month	BTH	DPC	09/06/2018	405,502.00	421,822.55		1,005.91		422,828.46	0.00	0.00		
181H	CDARS 30 Month	BTH	HP	09/07/2018	260,000.00	269,642.78		652.34		270,295.12	0.00	0.00		
194F & 194G	CDARS 30 Month	BTH	DPC	03/21/2019	405,504.00	416,269.59		2,884.59		419,154.18	336.59	336.59		
196C & 196D	CDARS 30 Month	BTH	DPC	12/12/2019	750,000.00	761,531.02		5,277.12		766,808.14	1,047.08	1,047.08		
197C & 197D	CDARS 30 Month	BTH	DPC	12/12/2019	750,001.00	761,532.03		5,277.12		766,809.15	1,047.08	1,047.08		
198C	CDARS 30 Month	BTH	DPC	02/06/2020	750,001.00	763,912.44		1,848.11		765,760.55	0.00	0.00		
198-2B	CDARS 30 Month	BTH	DPC	03/19/2020	750,003.00	762,087.09		1,770.45		763,857.54	0.00	0.00		
199B	CDARS 30 Month	BTH	DPC	03/19/2020	750,004.00	762,088.09		1,770.45		763,858.54	0.00	0.00		
200B & 200C	CDARS 30 Month	BTH	HP	03/19/2020	250,000.00	254,028.00		590.15		254,618.15	0.00	0.00		
201B	CDARS 30 Month	BTH	DPC	04/30/2020	750,005.00	760,410.81		1,839.64		762,250.45	0.00	0.00		
202A & 202B	CDARS 30 Month	BTH	DPC	06/11/2020	750,006.00	758,834.95		1,786.23		760,621.18	0.00	0.00		
203A	CDARS 30 Month	BTH	DPC	08/06/2020	750,007.00	756,223.17		1,829.50		758,052.67	0.00	0.00		
204A	CDARS 30 Month	BTH	HP	08/06/2020	250,001.00	252,073.03		609.83		252,682.86	0.00	0.00		
205A	CDARS 30 Month	BTH	DPC	08/06/2020	750,008.00	756,224.16		1,829.50		758,053.66	0.00	0.00		
206	CDARS 30 Month	BTH	DPC	09/17/2020	750,008.00	752,618.12		1,105.59		753,723.71	0.00	0.00		
207	CDARS 30 Month	BTH	DPC	09/17/2020	750,009.00	752,619.12		1,105.60		753,724.72	0.00	0.00		
Restricted	RB CD *1703 RRC	BTH*	DPC	03/26/2019	25,000.00	26,750.92		22.72		26,773.64	3.66	3.66		
Restricted	USV CD *1639 TCEQ	BTH*	DPC	03/25/2019	12,000.00	12,840.44		10.91		12,851.35	2.11	2.11		
Total CDs					\$ 14,918,962.00	\$ 15,267,070.20	\$ -	\$ 38,583.16	\$ -	\$ 15,305,653.36	\$ 4,027.59	\$ 4,752.87		
TEXPOOL					433	0.00		0.00		0.00				
Deposit Pooled Cash						\$ 510,346.68	\$ -	\$ 759.67	\$ -	\$ 511,106.35	n/a	n/a		
Interest & Sinking						36,646.06		54.52		36,700.58	n/a	n/a		
Health Plan						1,167.87		1.80		1,169.67	n/a	n/a		
Total Pools						\$ 548,160.61	\$ -	\$ 815.99	\$ -	\$ 548,976.60				
Money Market Account														
Deposit Pooled Account						626,242.61		0.00	(626,242.61)	0.00				
Health Plan Account						307,187.59	0.00	12.36	(307,187.59)	12.36	n/a	n/a		
Total Money Market Accounts						1,368,912.78	0.00	12.36	(933,430.20)	12.36				
Insured Cash Sweeps Accounts														
Deposit Pooled Cash					BTH*	Daily	n/a	\$ 12,765,555.96	\$ 844,132.09	\$ 19,692.58	\$(2,342,277.21)	\$ 11,287,103.42	n/a	n/a
Accounts Payable Cash					BTH*	Daily	n/a	1,494,486.51	797,860.46	2,349.99	(532,314.37)	1,762,382.59	n/a	n/a
Payroll Cash					BTH*	Daily	n/a	1,510,457.65	1,499,753.25	2,049.11	(958,839.11)	2,053,420.90	n/a	n/a
Health Plan					BTH*	Daily	n/a	82,999.36	456,312.45	671.65	(212,232.95)	327,750.51	n/a	n/a
Total Sweeps								\$ 15,853,499.48	\$ 3,598,058.25	\$ 24,763.33	\$(4,045,663.64)	\$ 15,430,657.42		
Total Investments						Total WAM days	418	\$ 33,037,643.07	\$ 3,598,058.25	\$ 64,174.84	\$(4,979,093.84)	\$ 31,285,299.74	\$ 4,027.59	\$ 4,752.87

COUNTY CLERK
 WOOD COUNTY
 AM 10:27

				Investments By Type		
				BT - Traditional CD	\$ 2,564,069.13	8.20%
				BT - CDARS	12,209,450.52	39.03%
				Non-Depository CD	492,508.72	1.57%
				BT-Restricted CD	39,624.99	0.13%
				BT-ICS *	15,430,657.42	49.32%
				Money Market Accts	12.36	0.00%
				Pools	548,976.60	1.75%
				Total	\$ 31,285,299.74	100.00%
					0.00	
				* Does not include in-transit items which can be either positive or negative.		
Note	BT* - BankTexas is the county's placement bank for both CDARS and ICS accounts into other FDIC covered banks. For bank details use Supplement Investment Schedule.					
I hereby submit the above report in addition to attached Supplement Investment Schedule as the written report of investment transactions for all invested funds held by Wood County Treasurer for period shown above and certify that these investments are in compliance with the local investment policy and Public Funds Investment Act.						
						
Becky S. Burford, Wood County Treasurer						
Wood County Investment Officer						

WOOD COUNTY, TEXAS
Supplement Investment Schedule
Summary of FDIC-Insured Institutions
Outside of Depository Bank
06/30/2018

Bank	Location	Balance	Reference	Recap By Type	Totals
City National Bank	Quitman, TX	\$ 248,418.46	CD 58& 59	Local CD	\$ 492,508.72
First National Bank-Winnsboro, TX	Winnsboro, TX	244,090.26	CD 60& 61	Insured Cash Sweeps	15,430,657.42
Crestmark Bank	Troy, MI	226,507.99	CDARS#171I	CDARS	12,209,450.52
Franklin Synergy Bank	Franklin, TN	248,884.85	CDARS#171I		28,132,616.66
The American National Bank of Te	Terrell, TX	171,462.13	CDARS#171I		\$ -
BCB Community Bank	Bayonne, NJ	248,884.85	CDARS#172I		
Crestmark Bank	Troy, MI	22,376.86	CDARS#172I		
Enterprise Bank and Trust Compa	Lowell, MA	152,742.52	CDARS#173I		
First National Bank	Damariscotta, ME	205,789.45	CDARS#173I		
Main Street Bank - Marlborough	Marlborough, MA	74,211.90	CDARS#173I		
First National Bank	Damariscotta, ME	42,962.28	CDARS#174I		
Florida Parishes Bank	Hammond, LA	248,751.73	CDARS#174I		
Mission Bank	Bakersfield, CA	64,757.45	CDARS#174I		
Northern Bank & Trust Company	Woburn, MA	76,273.43	CDARS#174I		
Mission Bank	Bakersfield, CA	183,994.27	CDARS#175I		
Signature Bank	New York, NY	248,751.73	CDARS#175I		
Landmark Community Bank	Pittston, PA	2,909.88	CDARS#179I		
Northern Bank & Trust Company	Woburn, MA	171,941.31	CDARS#179I		
Peoples Bank	Marietta, OH	247,977.27	CDARS#179I		
Chemung Canal Trust Company	Elmira, NY	248,176.58	CDARS#181H		
First Interstate Bank	Billings, MT	22,118.54	CDARS#181H		
Cornhusker Bank	Lincoln, NE	206,009.74	CDARS#194G		
CFBank, National Association	Worthington, OH	213,144.44	CDARS#194G		
Fortress Bank	Peoria, IL	128,439.86	CDARS#196D		
Phenix-Girard Bank	Phenix City, AL	247,500.00	CDARS#196D		
The Camden National Bank	Camden, ME	207,349.61	CDARS#196D		
Valley National Bank	Wayne, NJ	183,518.67	CDARS#196D		
Howard Bank	Hutchinson, KS	230,416.06	CDARS#197D		
Old Second National Bank	Oswego, NY	224,911.76	CDARS#197D		
Union Bank & Trust	Lincoln, NE	247,500.00	CDARS#197D		
Valley National Bank	Steamboat Springs, CO	63,981.33	CDARS#197D		
Great Southern Bank	Reeds Spring, MO	248,036.69	CDARS#198C		
Landmark Bank	Columbia, MO	235,986.33	CDARS#198C		
Lincoln Savings Bank	Cedar Falls, IA	248,036.69	CDARS#198C		
Main Street Bank - Fairfax	Fairfax, VA	33,700.84	CDARS#198C		
Business First Bank	Baton Rouge, LA	247,698.75	CDARS#198-2C		
BOKF, National Association	Tulsa, OK	226,936.46	CDARS#198-2C		
Cornhusker Bank	Lincoln, NE	41,523.58	CDARS#198-2C		
Revere Bank	Laurel, MD	247,698.75	CDARS#198-2C		
Bank of Hope	Los Angeles, CA	247,698.75	CDARS#199C		
Bar Harbor Bank & Trust	Bar Harbor, ME	247,698.75	CDARS#199C		
BOKF, National Association	Tulsa, OK	20,762.29	CDARS#199C		
Marquis Bank	North Miami Beach, FL	247,698.75	CDARS#199C		
CFBank, National Association	Worthington, OH	34,383.15	CDARS#200C		
Wyoming Community Bank	Riverton, WY	220,235.00	CDARS#200C		
Amarillo National Bank	Amarillo, TX	248,176.58	CDARS#201B		
First Interstate Bank	Billings, MT	226,058.03	CDARS#201B		
Genesee Regional Bank	Rochester, NY	248,176.58	CDARS#201B		
The Camden National Bank	Camden, NE	39,839.26	CDARS#201B		
Community National Bank	Derby, VT	247,837.97	CDARS#202B		
CIBC Bank USA	Chicago, IL	247,837.97	CDARS#202B		
Howard Bank	Ellicott City, MD	17,107.27	CDARS#202B		
Virginia National Bank	Charlottesville, VA	247,837.97	CDARS#202B		
Bank of America, N.A.	Charlotte, NC	248,036.69	CDARS#203B		
Centric Bank	Harrisburg, PA	248,036.69	CDARS#203B		
Fortress Bank	Peoria, IL	47,643.45	CDARS#203B		
MainStreet Bank	Fairfax, VA	214,335.84	CDARS#203B		
CoastalStates Bank	Hilton Head Island, SC	4,846.17	CDARS#204A		
Grand Bank	Tulsa, OK	248,036.69	CDARS#204A		
CoastalStates Bank	Hilton Head Island, SC	243,390.51	CDARS#205B		
Community West Bank, N. A.	Goleta, CA	195,212.16	CDARS#205B		
Fortress Bank	Peoria, IL	71,414.30	CDARS#205B		
The Fahey Banking Company	Marion, OH	248,036.69	CDARS#205B		
Bank Iowa	West Des Moines, IA	247,218.74	CDARS#206		
Minwest Bank	Redwood Falls, MN	12,067.49	CDARS#206		
Parke Bank	Sewell, NJ	247,218.74	CDARS#206		
St. Louis Bank	Town and Country, MO	247,218.74	CDARS#206		
AVB Bank	Broken Arrow, OK	247,218.74	CDARS#207		
Main Street Bank Marlborough	Marlborough, MA	173,014.46	CDARS#207		
Minwest Bank	Redwood Falls, MN	86,272.78	CDARS#207		
ZB, National Association	Salt Lake City, UT	247,218.74	CDARS#207		
Access National Bank	Reston, VA	245,180.76	ICS-DPC		
American Community Bank	Woodstock, IL	245,194.66	ICS-DPC		
Anchor Commercial Bank	Juno Beach, FL	3.73	ICS-DPC		
Bank of the Ozarks	Little Rock, AR	245,194.66	ICS-DPC		
BB&T	Winston Salem, NC	190,332.37	ICS-DPC		
Blackhawk Bank	Beloit, WI	129.60	ICS-DPC		
BNB Bank	Bridgeton, NY	245,183.53	ICS-DPC		
Bremer Bank, National Associatio	South St. Paul, MN	134.78	ICS-DPC		
Busey Bank	Champaign, IL	245,191.76	ICS-DPC		
CapStar Bank	Nashville, TN	84.94	ICS-DPC		
Carolina Alliance Bank	Spartanburg, SC	134.78	ICS-DPC		
Carrollton Bank	Carrollton, IL	245,194.66	ICS-DPC		
CenterState of Florida, N.A.	Winter Haven, FL	8.52	ICS-DPC		
Champlain National Bank	Elizabethtown, NY	9.86	ICS-DPC		

2018 AUG 24 AM 10:27
COUNTY CLERK, WOOD COUNTY, TX

WOOD COUNTY, TEXAS
Supplement Investment Schedule
Summary of FDIC-Insured Institutions
Outside of Depository Bank
06/30/2018

Bank	Location	Balance	Reference	Recap By Type	Totals
City National Bank of Florida	Miami, FL	245,194.66	ICS-DPC		
Citywide Banks	Broomfield, CO	245,194.66	ICS-DPC		
CoBiz Bank	Denver, CO	245,194.66	ICS-DPC		
Commercial Bank	Harrogate, TN	245,130.79	ICS-DPC		
Commercial Bank	Harrogate, TN	54.04	ICS-DPC		
Community Bank of the Chesapeake	Waldorf, MD	134.78	ICS-DPC		
Eastern Bank	Boston, MA	245,194.66	ICS-DPC		
EagleBank	Bethesda, MD	245,194.66	ICS-DPC		
Fidelity Bank	Wichita, KS	245,194.66	ICS-DPC		
First Bank of Highland Park	Highland Park, IL	245,184.56	ICS-DPC		
First National Bank of Omaha	Omaha, NE	245,194.66	ICS-DPC		
First Natl Bank and Trust Company	Beloit, WI	3.16	ICS-DPC		
First State Bank	Winchester, OH	245,194.66	ICS-DPC		
First State Bank & Trust Company	Fremont, NE	14.57	ICS-DPC		
First Tennessee Bank, NA	Memphis, TN	245,179.69	ICS-DPC		
Hills Bank and Trust Company	Hills, IA	245,192.53	ICS-DPC		
InterBank	Oklahoma City, OK	245,194.66	ICS-DPC		
Iowa State Bank & Trust Company	Fairfield, IA	245,194.66	ICS-DPC		
Jonestown Bank & Trust Company	Jonestown, PA	245,194.66	ICS-DPC		
Kish Bank	Belleville, PA	245,161.45	ICS-DPC		
Lake Forest Bank & Trust Co, N.A.	Lake Forest, IL	245,180.90	ICS-DPC		
LegacyTexas Bank	Plano, TX	245,193.38	ICS-DPC		
Merchants Bank of Indiana	Carmel IN	245,194.65	ICS-DPC		
Morton Community Bank	Morton, IL	245,194.66	ICS-DPC		
New Mexico Bank & Trust	Albuquerque, NM	14.34	ICS-DPC		
New York Community Bank	Westbury, NY	245,194.66	ICS-DPC		
Oakstar Bank	Springfield, MO	134.77	ICS-DPC		
Pacific Western Bank	Beverly Hills, CA	245,194.66	ICS-DPC		
Pathfinder Bank	Oswego, NY	245,194.66	ICS-DPC		
Peoples Security Bank & Trust Co	Scranton, PA	7.19	ICS-DPC		
Pinnacle Bank	Nashville, TN	20,384.19	ICS-DPC		
PriorityOne Bank	Magee, MS	245,194.66	ICS-DPC		
Quad City Bank and Trust Company	Bettendorf, IA	245,194.66	ICS-DPC		
Renasant Bank	Tupelo, MS	245,186.40	ICS-DPC		
River City Bank	Sacramento, CA	245,194.66	ICS-DPC		
River Valley Bank	Waukesha, WI	245,194.66	ICS-DPC		
Seacoast National Bank	Stuart, FL	245,194.66	ICS-DPC		
Seaside National Bank & Trust	Orlando, FL	48.45	ICS-DPC		
State Bank Financial	La Crosse, WI	245,194.66	ICS-DPC		
Sterling National Bank	Montebello, NY	245,194.66	ICS-DPC		
Summit Bank	Eugene, OR	245,194.66	ICS-DPC		
Tennessee Bank & Trust	Nashville, TN	7.15	ICS-DPC		
The Bank of Elk River	Elk River, MN	245,194.66	ICS-DPC		
The Brenham National Bank	Brenham, TX	164.72	ICS-DPC		
The First National Bank of Hutchinson	Hutchinson, KS	245,194.66	ICS-DPC		
The Provident Bank	Jersey City, NJ	34.82	ICS-DPC		
The Tri-County Bank	Stuart, NE	12.33	ICS-DPC		
Traditional Bank, Inc.	Mount Sterling, KY	245,194.66	ICS-DPC		
Two Rivers Bank & Trust	Burlington, IA	134.78	ICS-DPC		
Union Bank & Trust	Richmond, VA	245,163.50	ICS-DPC		
United Bank - Fairfax	Fairfax, VA	245,193.60	ICS-DPC		
United Bank	Osseo, WI	9.77	ICS-DPC		
West Bank	West Des Moines, IA	245,194.66	ICS-DPC		
West Plains Bank and Trust Company	West Plains, MO	245,194.66	ICS-DPC		
Western Alliance Bank	Phoenix, AZ	41,553.82	ICS-DPC		
BB&T	Winston, Salem, NC	2.32	ICS-AP		
Beneficial Bank	Philadelphia, PA	3.41	ICS-AP		
Blackhawk Bank	Beloit, WI	245,059.87	ICS-AP		
Bremer Bank, National Association	South St. Paul, MN	26.04	ICS-AP		
CapStar Bank	Nashville, TN	244,767.76	ICS-AP		
Community Bank of the Chesapeake	Waldorf, MD	122,485.03	ICS-AP		
East Boston Savings Bank	Peabody, MA	245,449.45	ICS-AP		
Eastern Bank	Boston, MA	236.22	ICS-AP		
First Federal Bank of the Midwest	Defiance, OH	188,349.16	ICS-AP		
Heritage Bank	Olympia, WA	245,181.67	ICS-AP		
Illinois National Bank	Springfield, IL	38.42	ICS-AP		
InterBank	Oklahoma City, OK	254.79	ICS-AP		
Ion Bank	Naugatuck, CT	245,194.66	ICS-AP		
New York Community Bank	Westbury, NY	0.04	ICS-AP		
Peoples Bank	Clive, IA	0.02	ICS-AP		
Pinnacle Bank	Nashville, TN	224,810.47	ICS-AP		
River Valley Bank	Wausau, WI	254.79	ICS-AP		
Seaside National Bank & Trust	Orlando, FL	2.95	ICS-AP		
The First National Bank of Hutchinson	Hutchinson, KS	254.79	ICS-AP		
The Morrill and Janes Bk & Trust Company	Merriam, KS	10.73	ICS-AP		
CapStar Bank	Nashville, TN	184.53	ICS-HP		
First National Bank of Pennsylvania	Greenville, PA	245,203.43	ICS-HP		
Seaside National Bank & Trust	Orlando, FL	82,362.55	ICS-HP		
BB&T	Winston, Salem, NC	54,815.02	ICS-PAY		
Bank of Washington	Washington, MO	4.17	ICS-PAY		
Bremer Bank, National Association	South St. Paul, MN	245,104.88	ICS-PAY		
Carolina Alliance Bank	Spartanburg, SC	245,059.87	ICS-PAY		
CapStar Bank	Nashville, TN	392.51	ICS-PAY		
Champlain National Bank	Elizabethtown, NY	3.52	ICS-PAY		
Community Bank of the Chesapeake	Waldorf, MD	103,140.39	ICS-PAY		

WOOD COUNTY, TEXAS
Supplement Investment Schedule
Summary of FDIC-Insured Institutions
Outside of Depository Bank
06/30/2018

Bank	Location	Balance	Reference	Recap By Type	Totals
Eastern Bank	Boston, MA	5.61	ICS-PAY		
Fidelity Bank	Wichita, KS	254.79	ICS-PAY		
First Federal Bank of the Midwest	Defiance, OH	56,845.49	ICS-PAY		
First National Bank of Pennsylvania	Greenville, PA	146.67	ICS-PAY		
First State Bank & Trust Company	Fremont, NE	44.41	ICS-PAY		
Hills Bank and Trust Company	Hills, IA	2.11	ICS-PAY		
Illinois National Bank	Springfield, IL	245,141.26	ICS-PAY		
LegacyTexas Bank	Plano, TX	239.12	ICS-PAY		
Nebraska State Bank and Trust Co	Broken Bow, NE	245,086.76	ICS-PAY		
New York Community Bank	Westbury, NY	254.74	ICS-PAY		
Oakstar Bank	Springfield, MO	245,059.87	ICS-PAY		
Seaside National Bank & Trust	Orlando, FL	163,009.94	ICS-PAY		
The Morrill and Janes Bk & Trust Co	Merriam, KS	109.07	ICS-PAY		
Two Rivers Bank & Trust	Burlington, IA	245,059.87	ICS-PAY		
Western Alliance Bank	Phoenix, AZ	203,640.83	ICS-PAY		
	Total	\$ 28,132,616.66			

SECURITIES PLEDGED TO WOOD COUNTY, TEXAS
Report as of June 30, 2018

ID	Pledge Date	Description	CUSIP	Maturity Date	Current Par	Market Value 31-May-18	Market Value 30-Jun-18
	02/07/2013	Waco TX ISD	929845RP2	8/15/19	145,000	147,303	147,635
	12/30/2014	Mineola, TX	602771JG3	9/1/19	165,000	170,207	170,415
	02/07/2013	Anahuac TX ISD	032645CZ4	2/15/20	100,000	104,379	104,611
	02/07/2013	Angelina Cnty TX	034717KW7	2/15/20	155,000	155,144	155,724
	02/07/2013	Arlington TX ISD	041826XC7	2/15/20	100,000	101,693	101,650
	12/30/2014	Diboll CTFS OBLIGA	252867KU9	2/15/20	80,000	80,384	80,669
	02/07/2013	Ector TX ISD	279272CQ9	2/15/20	110,000	112,026	112,403
	02/07/2013	Jasper TX ISD	471844HP8	2/15/20	105,000	108,790	108,974
	12/30/2014	Ennis CTFS OBLIG	293425VN1	8/1/20	100,000	101,719	102,103
	02/01/2013	Sanger TX	800876DH4	8/1/20	100,000	102,403	102,465
	01/05/2015	Beeville-CTFS	077131JG6	8/15/20	70,000	70,062	70,356
	02/06/2013	Keller TX	487684U91	8/15/20	140,000	140,178	140,209
	02/01/2013	Lone Oak TX ISD	542218GA4	8/15/20	195,000	195,172	195,991
	12/31/2014	Sulphur Springs-Ref TX	865525QZ5	9/1/20	180,000	179,818	180,646
	12/31/2014	Arlington ISD Bldg	041826XP8	2/5/21	150,000	155,352	155,802
	12/31/2014	El Campo ISD	282783FP9	2/15/21	175,000	180,642	181,186
	02/06/2013	Jasper TX ISD	471844HQ6	2/15/21	105,000	111,370	111,617
	02/09/2013	Ferris TX	31569CT3	3/1/21	105,000	106,773	106,709
	12/31/2014	Beeville-CTFS	077131JH4	8/15/21	70,000	71,273	71,553
	12/31/2014	Celina-CTFS OBLG	151141MH8	9/1/21	70,000	72,057	72,353
	02/07/2013	Japser TX ISD	471844HR4	2/15/22	110,000	118,263	118,582
	02/07/2013	Ferris TX	315669CU0	3/1/22	110,000	111,734	111,654
	08/03/2015	Nursery ISD SC	67058DBK6	8/15/23	160,000	166,840	167,706
	12/31/2014	Washington Jr. Clg	938688TG3	10/1/23	100,000	104,602	104,715
	12/31/2014	Watauga-CTFS	941097PA9	2/1/24	100,000	102,575	102,972
	12/31/2014	Belton ISD	081077WG0	2/15/24	100,000	101,287	101,334
		NeTX Cmnty Glg	6643788EE5	4/1/24	175,000	184,189	184,509
	12/31/2014	Beeville-CTFS	077131JM3	8/15/25	155,000	162,857	163,641
	12/31/2014	Watauga-CTFS	941097PE1	2/1/28	105,000	107,572	107,901
	05/31/2017	Wylie-Ref Tx	983064TW6	2/15/29	625,000	643,144	644,319
	07/01/2016	Bowie ISD	102529HM9	8/15/30	405,000	410,054	412,165
		FHLMC	3132LKA34	10/1/30	2,923,211	2,911,857	2,905,902
		Conroe-A-CTFS Oblig TX 37	208399G82	03/01/2037	420,000	436,048	439,454
					\$7,908,211	\$8,027,767	\$8,037,925

0 0 0

Total BankTexas Account Balances as of report date: 6,330,684 5,637,522
126.81% 142.58%

NOTE: FDIC insurance coverage is in addition to listed securities.
*Additional Pledges were pledged on 01/02/2018.