

**WOOD COUNTY, TEXAS**  
**COMBINED STATEMENT OF CASH ACCOUNTS ACTIVITY**  
**FOR THE YEAR-TO-DATE ENDING MAY 31, 2017**

FUND CODE	FUND NAME	CASH BALANCE	REVISION	CASH BALANCE	YEAR-TO-DATE RECEIPTS	YEAR-TO-DATE DISBURSEMENTS	TRANSFER IN/(OUT)	Net Change	CASH BALANCE 5/31/2017
		10/01/2016	PRIOR-MONTH RECLASSES	10/01/2016					
<b>BUDGETED FUNDS</b>									
<b>OPERATING FUNDS</b>									
100	General	\$ 15,948,059.45	\$ 18,583.54	\$ 15,966,642.99	\$ 13,899,239.59	\$ (9,486,521.47)	\$ 37,369.54	\$ 4,450,087.66	\$ 20,416,730.65
200	Road and Bridge Fund	3,863,726.88	-	3,863,726.88	5,003,528.92	(3,960,804.16)	15,937.51	1,058,662.27	4,922,389.15
270	Tobacco Settlement Fund	68,240.81	0.00	68,240.81	10,085.04	0.00	0.00	10,085.04	78,325.85
	<b>Total Operating Funds</b>	<b>\$ 19,880,027.14</b>	<b>\$ 18,583.54</b>	<b>\$ 19,898,610.68</b>	<b>\$ 18,912,853.55</b>	<b>\$ (13,447,325.63)</b>	<b>\$ 53,307.05</b>	<b>\$ 5,518,834.97</b>	<b>\$ 25,417,445.65</b>
<b>SPECIAL REVENUE FUNDS</b>									
230	CC-Records Mgmt. & Preservation	496,705.86	-	496,705.86	85,059.90	(25,859.30)	-	59,200.60	555,906.46
231	General Records Mgmt. & Preservation	27,858.83	-	27,858.83	8,509.83	(21,315.66)	-	(12,805.83)	15,053.00
232	CC-Records Archive Fee	469,342.84	-	469,342.84	82,696.41	(14,725.00)	-	67,971.41	537,314.25
234	Courthouse Security	55,084.89	(18,500.00)	36,584.89	18,902.77	(2,000.00)	(10,900.00)	6,002.77	42,587.66
235	Hotel and Motel Tax	98,330.08	(10.47)	98,319.61	76,325.11	(63,561.35)	(33.90)	12,729.86	111,049.47
236	Child Welfare	427.28	-	427.28	2,625.47	(1,719.97)	-	905.50	1,332.78
238	Crime Victims Services	4,221.02	-	4,221.02	118.17	-	-	118.17	4,339.19
239	Justice Court Technology	57,677.83	(250.00)	57,427.83	9,565.38	(5,060.96)	(110.44)	4,393.98	61,821.81
240	DC-Records Mgmt & Preservation	42,684.31	-	42,684.31	2,940.48	(16,001.00)	-	(13,060.52)	29,623.79
241	JP Building Security Fee	23,118.79	-	23,118.79	2,444.44	(426.00)	-	2,018.44	25,137.23
242	Elections Special	32,346.84	-	32,346.84	2,006.40	-	-	2,006.40	34,353.24
243	Guardianship	39,850.38	-	39,850.38	3,416.26	-	-	3,416.26	43,266.64
244	CC-Technology	4,311.98	-	4,311.98	438.41	-	-	438.41	4,750.39
245	DC-Technology	7,084.08	-	7,084.08	2,162.15	-	-	2,162.15	9,246.23
246	DC-Records Archive Fee	32,366.33	-	32,366.33	4,592.81	-	-	4,592.81	36,959.14
247	DC-CT Records Preservation	26,167.46	-	26,167.46	808.25	-	-	808.25	26,975.71
260	Law Library	25,402.99	-	25,402.99	11,909.94	(8,817.82)	(3,822.66)	(730.54)	24,672.45
305	Constable Forfeiture	1,934.09	0.00	1,934.09	12.94	0.00	0.00	12.94	1,947.03
	<b>Total Special Revenue Funds</b>	<b>\$ 1,444,915.88</b>	<b>(18,760.47)</b>	<b>\$ 1,426,155.41</b>	<b>\$ 314,535.12</b>	<b>\$ (159,487.06)</b>	<b>\$ (14,867.00)</b>	<b>140,181.06</b>	<b>\$ 1,566,336.47</b>
<b>OTHER FUNDS</b>									
250	Right of Way	813,623.36	-	813,623.36	5,802.60	-	-	5,802.60	819,425.96
281	Community Supervision & Corr.	322,786.12	376.93	323,163.05	311,596.58	(285,817.50)	-	25,779.08	348,942.13
290	Juvenile Probation Department	(245.21)	-	(245.21)	217,788.00	(200,765.14)	-	17,022.86	16,777.65
892	Historical Commission	45,470.25	(200.00)	45,270.25	5,440.73	(1,962.71)	0.00	3,478.02	48,748.27
	<b>Total Other Funds</b>	<b>\$ 1,181,634.52</b>	<b>\$ 176.93</b>	<b>\$ 1,181,811.45</b>	<b>\$ 540,627.91</b>	<b>\$ (488,545.35)</b>	<b>\$ -</b>	<b>52,082.56</b>	<b>\$ 1,233,894.01</b>
	<b>TOTAL BUDGETED FUNDS</b>	<b>\$ 22,506,577.54</b>	<b>\$ (0.00)</b>	<b>\$ 22,506,577.54</b>	<b>\$ 19,768,016.56</b>	<b>\$ (14,095,358.04)</b>	<b>\$ 38,440.05</b>	<b>5,711,098.59</b>	<b>\$ 28,217,676.13</b>
<b>NON-BUDGETED AND NON-COUNTY FUNDS</b>									
880	Treasurer's State Fees	86,710.02	-	86,710.02	315,437.19	(308,121.00)	(38,440.05)	(31,123.86)	55,586.16
891	Payroll Fund	314,916.70	-	314,916.70	-	3,114.24	-	3,114.24	318,030.94
999	Upper Sabine Valley Waste Mgmt	537,562.96	0.00	537,562.96	805,819.64	(579,681.46)	0.00	226,138.18	763,701.14
	<b>TOTAL NON-BUDGETED FUNDS</b>	<b>\$ 939,189.68</b>	<b>-</b>	<b>\$ 939,189.68</b>	<b>\$ 1,121,256.83</b>	<b>\$ (884,688.22)</b>	<b>\$ (38,440.05)</b>	<b>198,128.56</b>	<b>\$ 1,137,318.24</b>
	<b>TOTAL CASH IN POOLED ACCOUNTS</b>	<b>\$ 23,445,767.22</b>	<b>(0.00)</b>	<b>\$ 23,445,767.22</b>	<b>\$ 20,889,273.41</b>	<b>\$ (14,980,046.26)</b>	<b>\$ -</b>	<b>\$ 5,909,227.15</b>	<b>\$ 29,354,994.37</b>
<b>CASH IN BANK - POOLED CASH ACCOUNTS</b>									
890	AP Pooled Cash	9,445.14	-	9,445.14	4,919.50	(6,917,277.72)	8,407,000.00	1,494,641.78	1,504,086.92
890	Payroll Pooled Cash	73,924.50	-	73,924.50	4,674.73	(8,051,710.65)	9,475,000.00	1,427,964.08	1,501,888.58
890	Deposits Pooled Cash	2,806,619.88	-	2,806,619.88	20,761,610.69	-	(12,187,132.14)	8,574,478.55	11,381,098.43
890	CD Investments	2,310,101.77	-	2,310,101.77	15,935.59	-	-	15,935.59	2,326,037.36
890	CD Non-Depository	738,286.44	-	738,286.44	2,757.95	-	(1,372.78)	1,385.17	739,671.61
890	CDARS Investments	17,001,927.82	-	17,001,927.82	97,498.69	-	(5,708,415.08)	(5,610,916.39)	11,391,011.43
890	TexPool Pooled Investments	502,291.67	-	502,291.67	1,858.37	-	-	1,858.37	504,150.04
890	Jury Pooled Cash	3,170.00	0.00	3,170.00	0.00	(11,040.00)	14,920.00	3,880.00	7,050.00
	<b>TOTAL CASH IN BANK - POOLED CASH ACCOUNTS</b>	<b>\$ 23,445,767.22</b>	<b>\$ -</b>	<b>\$ 23,445,767.22</b>	<b>\$ 20,889,255.52</b>	<b>\$ (14,980,028.37)</b>	<b>\$ 0.00</b>	<b>\$ 5,909,227.15</b>	<b>\$ 29,354,994.37</b>

2017 AUG 11 AM 10:33  
 WOOD COUNTY, TEXAS  
 CLERK OF COURTS

FUND CODE	FUND NAME	CASH BALANCE 10/01/2016	REVISION PRIOR-MONTH RECLASSES	CASH BALANCE 10/01/2016	RECEIPTS	DISBURSEMENTS	TRANSFER IN/(OUT)	Net Change	CASH BALANCE 5/31/2017
<b>CASH IN BANK - NON POOLED CASH ACCOUNTS - NON-BUDGETED, NON-COUNTY OR OTHER FUNDS</b>									
<b>BANKTEXAS ACCOUNTS</b>									
200	Road & Bridge CD RRC Restricted	\$ 26,309.91	\$ -	\$ 26,309.91	\$ 174.94	\$ -	\$ -	\$ 174.94	\$ 26,484.85
233	Sheriff's Forfeiture Fund (Budgeted)	\$ 3,201.53	-	\$ 3,201.53	105,664.53	(104,726.65)	-	\$ 937.88	\$ 4,139.41
401	Grant Fund	0.00	-	-	109,851.65	(109,851.65)	-	-	0.00
601	Interest & Sinking	22,267.72	-	22,267.72	701.20	-	-	798.59	22,966.92
895	Health Plan	521,424.17	-	521,424.17	1,719,971.09	(1,666,920.33)	(428,980.32)	104,949.34	145,494.61
895	Health Plan MMKT	0.00	-	0.00	938.97	-	505,000.00	1,556.71	505,938.97
895	Health Plan CD	207,448.65	-	207,448.65	1,264.61	-	-	1,556.71	208,713.26
895	Health Plan CDARS	998,794.92	-	998,794.92	6,666.12	-	(76,019.68)	19,235.23	929,441.36
898	MRP/DPC Clearing	9,703.81	-	9,703.81	29,048.50	(27,576.79)	-	413.69	11,175.52
	District Clerk Clearing	25,812.84	-	25,812.84	237,946.03	(240,508.66)	-	(2,562.63)	23,250.21
	JP1 Clearing	19,094.75	-	19,094.75	179,891.04	(165,371.94)	-	14,519.10	33,613.85
	JP2 Clearing	15,143.16	-	15,143.16	103,767.09	(100,071.22)	-	3,695.87	18,839.03
	JP3 Clearing Account	15,317.60	-	15,317.60	165,875.90	(165,496.33)	-	379.57	15,697.17
	JP4 Clearing Account	6,841.50	-	6,841.50	62,377.93	(65,100.33)	-	-2,722.40	4,119.10
	RV Clearing Account	271.00	-	271.00	10,484.00	(10,755.00)	-	-271.00	0.00
	Treasurer's Credit Card	0.00	-	-	461.50	(461.50)	-	0.00	0.00
999	USVSWMD CD TCEQ Restricted	12,628.75	0.00	12,628.75	83.97	0.00	0.00	83.97	12,712.72
	<b>TOTAL BANKTEXAS - NON POOLED CASH ACCOUNTS</b>	<b>\$ 1,884,260.31</b>	<b>0.00</b>	<b>\$ 1,884,260.31</b>	<b>\$ 2,735,169.07</b>	<b>\$ (2,656,840.40)</b>	<b>\$ -</b>	<b>\$ 142,745.57</b>	<b>\$ 1,962,588.98</b>
<b>TEXPOOL ACCOUNTS</b>									
601	Interest & Sinking	36,067.89	-	36,067.89	133.54	-	-	133.54	36,201.43
895	Health Plan	1,150.15	0.00	1,150.15	4.11	0.00	0.00	4.11	1,154.26
	<b>TOTAL TEXPOOL - NON POOLED CASH ACCOUNTS</b>	<b>\$ 37,218.04</b>	<b>0.00</b>	<b>\$ 37,218.04</b>	<b>\$ 137.65</b>	<b>\$ -</b>	<b>\$ -</b>	<b>\$ 137.65</b>	<b>\$ 37,355.69</b>
	<b>TOTAL CASH IN BANK - NON POOLED CASH ACCOUNTS</b>	<b>\$ 1,921,478.35</b>	<b>0.00</b>	<b>\$ 1,921,478.35</b>	<b>\$ 2,735,306.72</b>	<b>\$ (2,656,840.40)</b>	<b>\$ -</b>	<b>\$ 142,883.22</b>	<b>\$ 1,999,944.67</b>
	<b>TOTAL CASH IN BANK - ALL TREASURER'S ACCOUNTS</b>	<b>\$ 25,367,245.57</b>	<b>\$ -</b>	<b>\$ 25,367,245.57</b>	<b>\$ 23,624,562.24</b>	<b>\$ (17,636,868.77)</b>	<b>\$ 0.00</b>	<b>\$ 6,052,110.37</b>	<b>\$ 31,354,939.04</b>

Miscellaneous Information

Indebtedness as of 5/31/2017: \$0.00 Certificate of Obligation: Non- Certificates of Obligation: None  
 RB Line of Credit-Railroad Commission \$25,000 CD Secured - Current Balance Available \$26,484

Bank Texas: Cash Balance	\$ 30,073,761.70
Non-Depository Investments: Cash Balance	739,671.61
TexPool: Cash Balance	541,505.73
<b>Total Cash Balance:</b>	<b>\$ 31,354,939.04</b>
Bank Texas Interest Income:	\$ 85,297.73
Non-Depository Interest Income	2,757.95
CDARS Interest Income	104,166.91
TexPool Interest Income:	1,996.02
<b>Total Interest Income</b>	<b>\$ 194,218.61</b>

I, Becky S. Burford, County Treasurer, in and for the County of Wood, State of Texas, do hereby present the May 2017 Year-to-date Statement of Cash Accounts Activity, the attached Treasurer's Report of Cash Receipts and Disbursements, and the Report of Securities as true and correct statements, to the best of my knowledge, of accounts under the control of Wood County Treasurer and furthermore state that the fund balance on deposit earning interest in accordance with the Wood County Investment Policy and Wood County Depository Contract.

*Becky S. Burford*  
 \_\_\_\_\_  
 Becky S. Burford, Wood County Treasurer

Presented, examined, and accepted at the regular term of Commissioners Court on this the 11th day of August 2017.

*Bryan Jeanes*  
 \_\_\_\_\_  
 Bryan Jeanes, County Judge

*Virgil Holland*  
 \_\_\_\_\_  
 Virgil Holland, Commissioner Precinct 1


*Jeff Gaskill*  
 \_\_\_\_\_  
 Jeff Gaskill, Commissioner Precinct 2

*Mike Simmons*  
 \_\_\_\_\_  
 Mike Simmons, Commissioner Precinct 3

*Russell Acker*  
 \_\_\_\_\_  
 Russell Acker, Commissioner Precinct 4

*Erin Collins*  
 \_\_\_\_\_  
 Erin Collins, Auditor

*Kelley Price*  
 \_\_\_\_\_  
 Kelley Price, County Clerk



**WOOD COUNTY, TEXAS  
RECAP OF FUNDS BY BANK ACCOUNTS  
FOR THE YEAR-TO-DATE ENDING MAY 31, 2017**

Fund	Beginning Cash Balance	Y-T-D Receipts	Y-T-D Disbursements	Transfers	Ending Balance	BankTexas Quitman	-----Allocation of Cash-----			Total Cash
							BankTexas CDARS	Non-Depository Banks	TexPool	
200 Road & Bridge CD Restricted	\$ 26,309.91	\$ 174.94	\$ -	\$ -	\$ 26,484.85	26,484.85				\$26,484.85
233 Sheriff Forfeiture Funds	3,201.53	1,937.88	(1,000.00)	-	4,139.41	4,139.41				4,139.41
401 Texas Comm. Dev. Program	-	109,851.65	(109,851.65)	-	0.00	0.00	0.00	0.00	0.00	0.00
601 Interest and Sinking	58,335.61	834.74	-	-	59,170.35	22,968.92	0.00	0.00	36,201.43	59,170.35
890 Pooled Funds	3,395,451.19	20,773,063.29	(14,980,028.37)	5,709,787.86	14,898,273.97	14,394,123.93	0.00	0.00	504,150.04	14,898,273.97
890 Pooled CDs	20,050,316.03	116,192.23	-	(5,709,787.86)	14,456,720.40	2,326,037.36	11,391,011.43	739,671.61	0.00	14,456,720.40
895 Health Plan Fund	522,574.32	1,719,975.20	(1,666,920.33)	(428,980.32)	146,648.87	145,494.61	0.00	0.00	1,154.26	146,648.87
895 Health Plan Fund MMKT	-	938.97	-	505,000.00	505,938.97	505,938.97	0.00	0.00	0.00	505,938.97
895 Health Plan CDs	1,206,243.57	7,930.73	-	(76,019.68)	1,138,154.62	929,441.36	208,713.26	0.00	0.00	1,138,154.62
898 MRP/DPC Clearing	9,703.81	29,048.50	(27,576.79)	-	11,175.52	11,175.52	0.00	0.00	0.00	11,175.52
District Clerk Clearing	25,812.84	237,946.03	(240,508.66)	-	23,250.21	23,250.21	0.00	0.00	0.00	23,250.21
JP1 Clearing Account	19,094.75	179,891.04	(165,371.94)	-	33,613.85	33,613.85	0.00	0.00	0.00	33,613.85
JP2 Clearing Account	15,143.16	103,767.09	(100,071.22)	-	18,839.03	18,839.03	0.00	0.00	0.00	18,839.03
JP3 Clearing Account	15,317.60	165,875.90	(165,496.33)	-	15,697.17	15,697.17	0.00	0.00	0.00	15,697.17
JP4 Clearing Account	6,841.50	62,377.93	(65,100.33)	-	4,119.10	4,119.10	0.00	0.00	0.00	4,119.10
RV Park Clearing Account	271.00	10,484.00	(10,755.00)	-	0.00	0.00	0.00	0.00	0.00	0.00
Treasurer's Credit Card	-	461.50	(461.50)	-	0.00	0.00	0.00	0.00	0.00	0.00
999 USVSWMD CD Restricted*	12,628.75	83.97	0.00	0.00	12,712.72	12,712.72	0.00	0.00	0.00	12,712.72
<b>Grand Total</b>	<b>\$ 25,367,245.57</b>	<b>\$ 23,520,835.59</b>	<b>\$ (17,533,142.12)</b>	<b>0.00</b>	<b>\$ 31,354,939.04</b>	<b>\$ 18,474,037.01</b>	<b>\$ 11,599,724.69</b>	<b>\$ 739,671.61</b>	<b>\$ 541,505.73</b>	<b>\$ 31,354,939.04</b>

\*Non-County Funds

WOOD COUNTY, TEXAS  
COMBINED STATEMENT OF CASH ACCOUNTS ACTIVITY  
FOR THE MONTH ENDING MAY 31, 2017

FUND CODE	FUND NAME	CASH BALANCE 4/30/2017	RECEIPTS	DISBURSEMENTS	TRANSFER IN/(OUT)	Net Change	CASH BALANCE 5/31/2017
<b>BUDGETED FUNDS</b>							
<u>OPERATING FUNDS</u>							
100	General	\$ 20,836,236.72	\$ 493,502.23	\$ (896,917.60)	\$ (16,090.70)	\$ (419,506.07)	\$ 20,416,730.65
200	Road and Bridge Fund	5,373,347.72	91,655.98	(558,705.25)	16,090.70	(450,958.57)	4,922,389.15
270	Tobacco Settlement Fund	78,325.85	0.00	0.00	0.00	0.00	78,325.85
	<b>Total Operating Funds</b>	<b>\$ 26,287,910.29</b>	<b>\$ 585,158.21</b>	<b>\$ (1,455,622.85)</b>	<b>\$ -</b>	<b>\$ (870,464.64)</b>	<b>\$ 25,417,445.65</b>
<u>SPECIAL REVENUE FUNDS</u>							
230	CC-Records Mgmt. & Preservation	553,430.40	10,238.28	(7,762.22)	0.00	2,476.06	555,906.46
231	General Records Mgmt. & Preservation	15,984.49	1,059.73	(1,991.22)	0.00	(931.49)	15,053.00
232	CC-Records Archive Fee	527,414.88	9,899.37	0.00	0.00	9,899.37	537,314.25
234	Courthouse Security	40,256.85	2,330.81	0.00	0.00	2,330.81	42,587.66
235	Hotel and Motel Tax	95,971.11	23,713.21	(8,634.85)	0.00	15,078.36	111,049.47
236	Child Welfare	1,241.47	91.31	0.00	0.00	91.31	1,332.78
238	Crime Victims Services	4,324.67	14.52	0.00	0.00	14.52	4,339.19
239	Justice Court Technology	61,050.31	1,238.90	(467.40)	0.00	771.50	61,821.81
240	DC-Records Mgmt & Preservation	29,245.39	378.40	0.00	0.00	378.40	29,623.79
241	JP Building Security Fee	25,019.41	319.82	(202.00)	0.00	117.82	25,137.23
242	Elections Special	34,317.29	35.95	0.00	0.00	35.95	34,353.24
243	Guardianship	42,761.52	505.12	0.00	0.00	505.12	43,266.64
244	CC-Technology	4,716.95	33.44	0.00	0.00	33.44	4,750.39
245	DC-Technology	8,970.31	275.92	0.00	0.00	275.92	9,246.23
246	DC-Records Archive Fee	36,336.14	623.00	0.00	0.00	623.00	36,959.14
247	DC-CT Records Preservation	26,862.51	113.20	0.00	0.00	113.20	26,975.71
260	Law Library	22,946.97	1,725.48	0.00	0.00	1,725.48	24,672.45
305	Constable Forfeiture	1,945.00	2.03	0.00	0.00	2.03	1,947.03
	<b>Total Special Revenue Funds</b>	<b>\$ 1,532,795.67</b>	<b>\$ 52,598.49</b>	<b>\$ (19,057.69)</b>	<b>\$ 0.00</b>	<b>\$ 33,540.80</b>	<b>\$ 1,566,336.47</b>
<u>OTHER FUNDS</u>							
250	Right of Way	818,556.40	869.56	0.00	0.00	869.56	819,425.96
281	Community Supervision & Corr.	347,691.76	29,293.02	(28,042.65)	0.00	1,250.37	348,942.13
290	Juvenile Probation Department	11,451.67	21,778.00	(16,452.02)	0.00	5,325.98	16,777.65
892	Historical Commission	48,700.29	69.49	(21.51)		47.98	48,748.27
	<b>Total Other Funds</b>	<b>\$ 1,226,400.12</b>	<b>\$ 52,010.07</b>	<b>\$ (44,516.18)</b>	<b>\$ -</b>	<b>\$ 7,493.89</b>	<b>\$ 1,233,894.01</b>
	<b>TOTAL BUDGETED FUNDS</b>	<b>\$ 29,047,106.08</b>	<b>\$ 689,766.77</b>	<b>\$ (1,519,196.72)</b>	<b>\$ -</b>	<b>\$ (829,429.95)</b>	<b>\$ 28,217,676.13</b>
<b>NON-BUDGETED AND NON-COUNTY FUNDS</b>							
880	Treasurer's State Fees	15,307.33	40,278.83	0.00	0.00	40,278.83	55,586.16
891	Payroll Fund	324,925.97	0.00	(6,895.03)	0.00	(6,895.03)	318,030.94
999	Upper Sabine Valley Waste Mgmt	785,308.44	38,545.30	(58,152.60)	0.00	(21,607.30)	763,701.14
	<b>TOTAL NON-BUDGETED FUNDS</b>	<b>\$ 1,125,541.74</b>	<b>\$ 76,824.13</b>	<b>\$ (65,047.63)</b>	<b>\$ -</b>	<b>\$ 11,776.50</b>	<b>\$ 1,137,318.24</b>
	<b>TOTAL CASH IN POOLED ACCOUNTS</b>	<b>\$ 30,172,647.82</b>	<b>\$ 766,590.90</b>	<b>\$ (1,584,244.35)</b>	<b>\$ -</b>	<b>\$ (817,653.45)</b>	<b>\$ 29,354,994.37</b>
<b>CASH IN BANK - POOLED CASH ACCOUNTS</b>							
890	AP Pooled Cash	1,395,922.17	986.25	(647,821.50)	755,000.00	108,164.75	1,504,086.92
890	Payroll Pooled Cash	1,500,821.59	969.84	(934,902.85)	935,000.00	1,066.99	1,501,888.58
890	Deposits Pooled Cash	12,322,172.17	752,126.26	0.00	(1,693,200.00)	(941,073.74)	11,381,098.43
890	CD Investments	2,323,986.11	2,051.25	0.00	0.00	2,051.25	2,326,037.36
890	CD Non-Depository	739,671.61	0.00	0.00	0.00	0.00	739,671.61
890	CDARS Investments	11,380,883.12	10,128.31	0.00	0.00	10,128.31	11,391,011.43
890	TexPool Pooled Investments	503,821.05	328.99	0.00	0.00	328.99	504,150.04
890	Jury Pooled Cash	5,370.00	0.00	(1,520.00)	3,200.00	1,680.00	7,050.00
	<b>TOTAL CASH IN BANK - POOLED CASH ACCOUNTS</b>	<b>\$ 30,172,647.82</b>	<b>\$ 766,590.90</b>	<b>\$ (1,584,244.35)</b>	<b>\$ 0.00</b>	<b>\$ (817,653.45)</b>	<b>\$ 29,354,994.37</b>
			0.00	0.00	0.00	0.00	(817,653.45)

2017 AUG 11 AM 10:33

KELLY  
COUNTY CLERK, WOOD COUNTY

0.00

FUND CODE	FUND NAME	CASH BALANCE 4/30/2017	RECEIPTS	DISBURSEMENTS	TRANSFER IN/(OUT)	Net Change	CASH BALANCE 5/31/2017
<b>CASH IN BANK - NON POOLED CASH ACCOUNTS - NON-BUDGETED, NON-COUNTY OR OTHER FUNDS</b>							
<b>BANKTEXAS ACCOUNTS</b>							
200	Road & Bridge CD RRC Restricted	\$ 26,463.10	\$ 21.75	\$ 0.00	\$ 0.00	\$ 21.75	\$ 26,484.85
233	Sheriff's Forfeiture Fund (Budgeted)	4,139.41	0.00	0.00	0.00	0.00	4139.41
401	Grant Fund	0.00	0.00	0.00	0.00	0.00	0.00
601	Interest & Sinking	22,932.53	36.39	0.00	0.00	36.39	22,968.92
895	Health Plan	180,342.04	212,569.56	(247,416.99)	0.00	(34,847.43)	145,494.61
895	Health Plan MMKT	505,286.67	652.30	0.00	0.00	652.30	505,938.97
895	Health Plan CD	208,538.29	174.97	0.00	0.00	174.97	208,713.26
895	Health Plan CDARS	928,602.31	839.05	0.00	0.00	839.05	929,441.36
898	MRP/DPC Clearing	9,513.20	3,620.10	(1,957.78)	0.00	1,662.32	11,175.52
	District Clerk Clearing	27,016.17	24,090.21	(27,856.17)	0.00	(3,765.96)	23,250.21
	JP1 Clearing	25,488.90	35,140.85	(27,015.90)	0.00	8,124.95	33,613.85
	JP2 Clearing	7,859.00	19,848.47	(8,868.44)	0.00	10,980.03	18,839.03
	JP3 Clearing	15,667.24	16,479.17	(16,449.24)	0.00	29.93	15,697.17
	JP4 Clearing	6,399.55	3,775.10	(6,055.55)	0.00	(2,280.45)	4,119.10
	RV Clearing	0.00	0.00	0.00	0.00	0.00	0.00
	Treasurer's Credit Card	0.00	0.00	0.00	0.00	0.00	0.00
999	USVSWMD CD TCEQ Restricted	12,702.28	10.44	0.00	0.00	10.44	12,712.72
	<b>TOTAL BANKTEXAS - NON POOLED CASH ACCOUNTS</b>	<b>\$ 1,980,950.69</b>	<b>\$ 317,258.36</b>	<b>\$ (335,620.07)</b>	<b>\$ 0.00</b>	<b>\$ (18,361.71)</b>	<b>\$ 1,962,588.98</b>
<b>TEXPOOL ACCOUNTS</b>							
601	Interest & Sinking	36,177.78	23.85	0.00	0.00	23.85	36,201.43
895	Health Plan	1,153.58	0.68	0.00	0.00	0.68	1,154.26
	<b>TOTAL TEXPOOL - NON POOLED CASH ACCOUNTS</b>	<b>\$ 37,331.36</b>	<b>\$ 24.33</b>	<b>\$ 0.00</b>	<b>\$ 0.00</b>	<b>\$ 24.33</b>	<b>\$ 37,355.69</b>
	<b>TOTAL CASH IN BANK - NON POOLED CASH ACCOUNTS</b>	<b>\$ 2,018,282.05</b>	<b>\$ 317,282.69</b>	<b>\$ (335,620.07)</b>	<b>\$ 0.00</b>	<b>\$ (18,337.38)</b>	<b>\$ 1,999,944.67</b>
	<b>TOTAL CASH IN BANK - ALL TREASURER'S ACCOUNTS</b>	<b>\$ 32,190,929.87</b>	<b>\$ 1,083,873.59</b>	<b>\$ (1,919,864.42)</b>	<b>\$ 0.00</b>	<b>\$ (835,990.83)</b>	<b>\$ 31,354,939.04</b>

Miscellaneous Information 0.00  
 Indebtedness as of 5/31/2017: \$0.00 Certificate of Obligation: None  
 RB Line of Credit-Railroad Commission \$25,000 CD Secured - Current Balance Available \$26,484  
 Bank Texas (including CDARS and ICS) \$ 30,073,761.70  
 Non-Depository Investments 739,671.81  
 TexPool: 541,505.73  
 Total \$ 31,354,939.04 0.00  
 Bank Texas Interest Income: Interest Rate .00%-0.88% \$ 19,478.04  
 Certificates of Deposit: Interest Rates Varies 2,294.86  
 CDARS Interest Income 10,967.38  
 TexPool Interest Income: Interest Rate 0.62% 353.32  
 Total Interest Income \$ 33,093.58 0.00

I, Becky S. Burford, County Treasurer, in and for the County of Wood, State of Texas, do hereby present the May 2017 Statement of Cash Accounts Activity, the attached Treasurer's Report of Cash Receipts and Disbursements, and the Report of Securities as true and correct statements, to the best of my knowledge, of accounts under the control of Wood County Treasurer and furthermore state that the fund balances are on deposit earning interest in accordance with the Wood County Investment Policy earning interest in accordance with the Wood County Depository Contract.

Becky S. Burford, Wood County Treasurer  
 Presented, examined, and accepted at the regular term of Commissioners Court on this 11th day of August 2017.

Bryan Jeanes, County Judge

Virgil Holland, Jr. Commissioner Precinct 1


Jerry Gaskill, Commissioner Precinct 2

Mike Simmons, Commissioner Precinct 3

Russell Ackers, Commissioner Precinct 4

Tim Bellars, Auditor

Kelley Price, County Clerk



**WOOD COUNTY, TEXAS  
RECAP OF FUNDS BY BANK ACCOUNTS  
FOR THE MONTH ENDING MAY 31, 2017**

Fund	Beginning Cash Balance	M-T-D Receipts	M-T-D Disbursements	Transfers	Ending Balance	BankTexas Quitman	-----Allocation of Cash-----			Total Cash
							BankTexas CDARS	Non-Depository Banks	TexPool	
200 Road & Bridge CD Restricted	\$ 26,463.10	\$21.75	\$0.00	\$0.00	\$26,484.85	\$26,484.85	\$0.00	\$0.00	\$0.00	\$26,484.85
233 Sheriff Forfeiture Fund	4,139.41	0.00	0.00	0.00	4,139.41	4,139.41				
401 Texas Comm. Dev. Program	0.00	0.00	0.00	0.00	0.00	0.00	0.00	0.00	0.00	0.00
601 Interest and Sinking	59,110.31	60.04	0.00	0.00	59,170.35	22,968.92	0.00	0.00	36,201.43	59,170.35
890 Pooled Funds	15,728,106.98	754,411.34	(1,584,244.35)	0.00	14,898,273.97	14,394,123.93	0.00	0.00	504,150.04	14,898,273.97
890 Pooled CDs	14,444,540.84	12,179.56	0.00	0.00	14,456,720.40	2,326,037.36	11,391,011.43	739,671.61	0.00	14,456,720.40
895 Health Plan Fund	181,495.62	212,570.24	(247,416.99)	0.00	146,648.87	145,494.61	0.00	0.00	1,154.26	146,648.87
895 Health Plan Fund MMKT	505,286.67	652.30	0.00	0.00	505,938.97	505,938.97	0.00	0.00	0.00	505,938.97
895 Health Plan CDs	1,137,140.60	1,014.02	0.00	0.00	1,138,154.62	929,441.36	208,713.26	0.00	0.00	1,138,154.62
898 MRP/DPC Clearing	9,513.20	3,620.10	(1,957.78)	0.00	11,175.52	11,175.52	0.00	0.00	0.00	11,175.52
District Clerk Clearing	27,016.17	24,090.21	(27,856.17)	0.00	23,250.21	23,250.21	0.00	0.00	0.00	23,250.21
JP1 Clearing	25,488.90	35,140.85	(27,015.90)	0.00	33,613.85	33,613.85	0.00	0.00	0.00	33,613.85
JP2 Clearing	7,859.00	19,848.47	(8,868.44)	0.00	18,839.03	18,839.03	0.00	0.00	0.00	18,839.03
JP3 Clearing	15,667.24	16,479.17	(16,449.24)	0.00	15,697.17	15,697.17	0.00	0.00	0.00	15,697.17
JP4 Clearing	6,399.55	3,775.10	(6,055.55)	0.00	4,119.10	4,119.10	0.00	0.00	0.00	4,119.10
RV Park Clearing	0.00	0.00	0.00	0.00	0.00	0.00	0.00	0.00	0.00	0.00
Treasurer's Credit Card	0.00	0.00	0.00	0.00	0.00	0.00	0.00	0.00	0.00	0.00
999 USVSWMD CD Restricted*	12,702.28	10.44	0.00	0.00	12,712.72	12,712.72	0.00	0.00	0.00	12,712.72
<b>Grand Total</b>	<b>\$ 32,190,929.87</b>	<b>\$ 1,083,873.59</b>	<b>\$ (1,919,864.42)</b>	<b>\$ -</b>	<b>\$ 31,354,939.04</b>	<b>\$ 18,474,037.01</b>	<b>\$ 11,599,724.69</b>	<b>\$ 739,671.61</b>	<b>\$ 541,505.73</b>	<b>\$ 31,354,939.04</b>

\*Non-County Funds

**WOOD COUNTY, TEXAS**  
**INVESTMENT ACTIVITY FOR MAY 31, 2017**


05/31/2017													
CD ID	Description	Bank	Acct	Maturity Date	Original Principal	Prior Balance			Current Balance			This Month's Unpaid Interest	Accumulated Unpaid Interest
						04/30/2017	Purchases/Deposits	Interest Credited	Withdrawals	05/31/2017	Unpaid Interest		
16	*7485 DPC 12 MONTH	BTH	DPC	11/10/2017	\$ 500,000.00	\$ 521,012.15		\$ 428.23		\$ 521,440.38	\$ 314.29	\$ 314.29	
17	*7507 DPC 12 MONTH	BTH	DPC	11/10/2017	250,000.00	260,506.10		214.11		260,720.21	157.14	157.14	
18	*7523 HP 12 MONTH	BTH	HP	11/10/2017	75,000.00	78,151.78		64.23		78,216.01	47.14	47.14	
58	*182 DPC 365 DAY	CNB	DPC	10/15/2017	124,200.00	124,540.89		0.00		124,540.89	58.18	88.20	
59	*183 DPC 365 DAY	CNB	DPC	10/15/2017	124,200.00	124,540.89		0.00		124,540.89	58.18	88.20	
60	*884 DPC 365 DAY	FNBW	DPC	10/16/2017	117,500.00	120,988.68		0.00		120,988.68	66.83	99.15	
61	*885 DPC 365 DAY	FNBW	DPC	10/16/2017	117,500.00	120,988.68		0.00		120,988.68	66.83	99.15	
96	*4149 365 DAY	BTH	DPC	12/31/2017	500,000.00	511,319.68		434.27		511,753.95	14.02	14.02	
97	*4160 365 DAY	BTH	HP	12/31/2017	127,500.00	130,386.51		110.74		130,497.25	3.57	3.57	
123	CD 24 month	BTH	DPC	08/13/2017	500,000.00	515,574.09		487.32		516,061.41	308.92	308.92	
124	CD 24 month	BTH	DPC	08/13/2017	500,000.00	515,574.09		487.32		516,061.41	308.92	308.92	
149	CDARS 104 Week	BTH	DPC	06/01/2017	402,252.00	411,183.14		401.80		411,584.94	0.00	0.00	
154	CDARS 104 Week	BTH	DPC	08/03/2017	705,002.00	719,226.11		702.80		719,928.91	0.00	0.00	
156	CDARS 104 Week	BTH	DPC	08/10/2017	402,505.00	410,464.85		397.61		410,862.46	0.00	0.00	
162	CDARS 104 Week	BTH	DPC	10/12/2017	402,507.00	409,659.98		396.82		410,056.80	0.00	0.00	
163	CDARS 104 Week	BTH	HP	10/19/2017	101,000.00	102,772.41		99.55		102,871.96	0.00	0.00	
167E & 167F	CDARS 30 Month	BTH	DPC	05/24/2018	515,000.00	524,250.35		709.29		524,959.64	0.00	0.00	
168	CDARS 104 Week	BTH	HP	11/24/2017	101,001.00	102,452.97		87.05		102,540.02	0.00	0.00	
170	CDARS 104 Week	BTH	DPC	01/11/2018	405,500.00	410,788.89		349.04		411,137.93	0.00	0.00	
171E	CDARS 30 Month	BTH	DPC	07/19/2018	620,000.00	630,662.02		927.29		631,589.31	0.00	0.00	
172E	CDARS 30 Month	BTH	DPC	07/19/2018	260,000.00	264,471.15		388.86		264,860.01	0.00	0.00	
173E	CDARS 30 Month	BTH	DPC	07/26/2018	415,000.00	421,996.63		620.48		422,617.11	0.00	0.00	
174E	CDARS 30 Month	BTH	DPC	07/26/2018	415,001.00	421,997.64		620.48		422,618.12	0.00	0.00	
175E	CDARS 30 Month	BTH	DPC	07/26/2018	415,002.00	421,998.66		620.49		422,619.15	0.00	0.00	
179D	CDARS 30 Month	BTH	DPC	09/06/2018	405,502.00	412,085.88		553.34		412,639.22	0.00	0.00	
180	*249 DPC 182 DAY	PROS	DPC	09/04/2016	247,500.00	248,612.47		0.00		248,612.47	95.02	272.79	
181C & 181D	CDARS 30 Month	BTH	HP	09/07/2018	260,000.00	263,464.38		391.36		263,855.74	0.00	0.00	
182 & 182A	CDARS 13 Month	BTH	DPC	06/01/2017	710,005.00	715,999.08		50.03		716,049.11	467.05	467.05	
183	CDARS 104 Week	BTH	DPC	05/03/2018	407,252.00	411,299.81		349.46		411,649.27	0.00	0.00	
184 & 184A	CDARS 13 Month	BTH	HP	06/01/2017	108,000.00	108,911.78		7.61		108,919.39	71.04	71.04	
185	CDARS 13 Month	BTH	HP	07/16/2017	109,000.00	109,812.73		79.30		109,892.03	0.00	0.00	
186	CDARS 13 Month	BTH	DPC	07/16/2017	710,006.00	715,300.08		516.57		715,816.65	0.00	0.00	
187	CDARS 13 Month	BTH	DPC	08/05/2017	405,503.00	408,326.87		294.89		408,621.76	0.00	0.00	
188	CDARS 13 Month	BTH	HP	08/25/2017	110,000.00	110,711.87		79.95		110,791.82	0.00	0.00	
189	CDARS 13 Month	BTH	DPC	09/21/2017	710,001.00	714,130.01		515.72		714,645.73	0.00	0.00	
190	CDARS 52 Week	BTH	DPC	08/24/2017	710,002.00	713,108.59		387.72		713,496.31	0.00	0.00	
191	CDARS 13 Month	BTH	DPC	09/28/2017	710,003.00	714,015.61		515.65		714,531.26	0.00	0.00	
192	CDARS 13 Month	BTH	DPC	10/05/2017	710,004.00	713,900.23		515.56		714,415.79	0.00	0.00	
193	CDARS 13 Month	BTH	DPC	10/12/2017	405,504.00	407,662.78		294.41		407,957.19	0.00	0.00	
194B	CDARS 30 Month	BTH	DPC	03/21/2019	405,504.00	408,354.76		0.00		408,354.76	549.27	1,239.22	
195	CDARS 13 Month	BTH	HP	12/22/2017	130,000.00	130,476.17		94.23		130,570.40	0.00	0.00	
Restricted	RB CD *1703 RRC	BTH*	DPC	03/26/2018	25,000.00	26,463.10		21.75		26,484.85	4.35	4.35	
Restricted	USV CD *1639 TCEQ	BTH*	DPC	03/25/2018	12,000.00	12,702.28		10.44		12,712.72	2.43	2.43	
	<b>Total CDs</b>				<b>\$ 15,386,456.00</b>	<b>\$ 15,620,846.82</b>	<b>\$ -</b>	<b>\$ 13,225.77</b>	<b>\$ -</b>	<b>\$ 15,634,072.59</b>	<b>\$ 2,593.18</b>	<b>\$ 3,585.58</b>	
	<b>TEXPOOL</b>			<b>WAM</b>	<b>186</b>			<b>(0.00)</b>		<b>0.00</b>			
	Deposit Pooled Cash	TxP	DPC			\$ 503,821.05	\$ -	\$ 328.99	\$ -	\$ 504,150.04	n/a	n/a	
	Interest & Sinking	TxP	I&S			36,177.78		23.65		36,201.43	n/a	n/a	
	Health Plan	TxP	HP			1,153.58		0.68		1,154.26	n/a	n/a	
	<b>Total Pools</b>					<b>\$ 541,152.41</b>	<b>\$ -</b>	<b>\$ 353.32</b>	<b>\$ -</b>	<b>\$ 541,505.73</b>			
	Money Market Account												
	Deposit Pooled Account	BTH	DPC			625,882.24		1,037.57	(882.24)	626,037.57	0.00		
	Health Plan Account	BTH	HP			505,286.67	0.00	652.30	0.00	505,938.97	n/a	n/a	
	<b>Total Money Market Accounts</b>					<b>1,131,168.91</b>	<b>0.00</b>	<b>1,689.87</b>	<b>(882.24)</b>	<b>1,131,976.54</b>			
	Insured Cash Sweeps Accounts												
	Deposit Pooled Cash	BTH*	Daily	n/a		\$ 13,412,350.93	\$ 728,576.83	\$ 15,615.71	\$ (3,403,884.50)	\$ 10,752,658.97	n/a	n/a	
	Accounts Payable Cash	BTH*	Daily	n/a		749,252.03	1,291,029.23	986.25	(648,301.89)	1,392,965.62	n/a	n/a	
	Payroll Cash	BTH*	Daily	n/a		474,609.38	1,960,120.66	969.84	(930,384.55)	1,505,315.33	n/a	n/a	
	Health Plan	BTH*	Daily	n/a		158,297.69	200,430.41	139.11	(216,804.79)	142,062.42	n/a	n/a	
	<b>Total Sweeps</b>					<b>\$ 14,794,510.03</b>	<b>\$ 4,180,157.13</b>	<b>\$ 17,710.91</b>	<b>\$ (5,199,375.73)</b>	<b>\$ 13,793,002.34</b>			
	<b>Total Investments</b>			<b>Total WAM days</b>	<b>180</b>	<b>\$ 32,087,678.17</b>	<b>\$ 4,180,157.13</b>	<b>\$ 32,979.87</b>	<b>\$ (5,200,257.97)</b>	<b>\$ 31,100,557.20</b>	<b>\$ 2,593.18</b>	<b>\$ 3,585.58</b>	

Investments By Type		
BT - Traditional CD	\$ 2,534,750.62	8.15%
BT - CDARS	12,320,452.79	39.61%
Non-Depository CD	739,671.61	2.38%
BT-Restricted CD	39,197.57	0.13%
BT-ICS *	13,793,002.34	44.35%
Money Market Accts	1,131,976.54	3.64%
Pools	541,505.73	1.74%
<b>Total</b>	<b>\$ 31,100,557.20</b>	<b>100.00%</b>
	<u>0.00</u>	

\* Does not include in-transit items which can be either positive or negative.

Note BT\* - BankTexas is the county's placement bank for both CDARS and ICS accounts into other FDIC covered banks. For bank details use Supplement Investment Schedule.

I hereby submit the above report in addition to attached Supplement Investment Schedule as the written report of investment transactions for all invested funds held by Wood County Treasurer for period shown above and certify that these investments are in compliance with the local investment policy and Public Funds Investment Act.

  
 Becky S. Burford, Wood County Treasurer  
 Wood County Investment Officer



**SECURITIES PLEDGED TO WOOD COUNTY, TEXAS**  
**Report as of May 31, 2017**

ID	Pledge Date	Description	CUSIP	Maturity Date	Current Par	Market Value 30-Apr-17	Market Value 31-May-17
	02/07/2013	Waco TX ISD	929845RP2	8/15/19	145,000	151,544	151,599
	12/30/2014	Mineola, TX	602771JG3	9/1/19	165,000	176,738	176,669
	02/07/2013	Anahuac TX ISD	032645CZ4	2/15/20	100,000	109,192	109,073
	02/07/2013	Angelina Cnty TX	034717KW7	2/15/20	155,000	157,226	157,399
	02/07/2013	Arlington TX ISD	041826XC7	2/15/20	100,000	105,392	105,242
	12/30/2014	Diboll CTFS OBLIGA	252867KU9	2/15/20	80,000	81,799	81,871
	02/07/2013	Ector TX ISD	279272CQ9	2/15/20	110,000	115,570	115,564
	02/07/2013	Jasper TX ISD	471844HP8	2/15/20	105,000	113,444	113,478
	12/30/2014	Ennis CTFS OBLIG	293425VN1	8/1/20	100,000	104,635	104,707
	02/01/2013	Sanger TX	800876DH4	8/1/20	100,000	105,052	105,096
	01/05/2015	Beeville-CTFS	077131JG6	8/15/20	70,000	71,342	71,420
	02/06/2013	Keller TX	487684U91	8/15/20	140,000	140,893	140,675
	02/01/2013	Lone Oak TX ISD	542218GA4	8/15/20	195,000	199,376	199,577
	12/31/2014	Sulphur Springs-Ref TX	865525QZ5	9/1/20	180,000	181,447	181,757
	12/31/2014	Upton CO-Ref TX	916813AY4	2/1/21	100,000	102,860	103,012
	12/31/2014	Arlington ISD Bldg	041826XP8	2/5/21	150,000	161,724	161,602
	12/31/2014	El Campo ISD	282783FP9	2/15/21	175,000	184,928	184,999
	02/06/2013	Jasper TX ISD	471844HQ6	2/15/21	105,000	116,062	116,004
	02/09/2013	Ferris TX	31569CT3	3/1/21	105,000	110,103	109,989
	12/31/2014	Caldwell Cnty	129006FH0	8/1/21	60,000	62,662	62,653
	12/31/2014	Beeville-CTFS	077131JH4	8/15/21	70,000	72,793	72,741
	12/31/2014	Krum TX	501080DZ5	8/15/21	100,000	111,766	111,549
	12/31/2014	Celina-CTFS OBLG	151141MH8	9/1/21	70,000	73,899	74,026
	02/07/2013	West Univ Place TX	956398QW4	2/1/22	100,000	107,403	107,542
	02/07/2013	Japser TX ISD	471844HR4	2/15/22	110,000	124,132	124,234
	02/07/2013	Ferris TX	315669CU0	3/1/22	110,000	115,150	115,174
	12/31/2014	Lake Jackson Wtr/SWR	510066NW9	4/15/23	100,000	104,366	104,781
	08/03/2015	Nursery ISD SC	67058DBK6	8/15/23	160,000	170,131	170,296
	12/31/2014	Washington Jr. Clg	938688TG3	10/1/23	100,000	109,097	109,324
	11/05/2015	FNMA 10YR	31418A6V5	2/1/24	1,393,920	1,469,058	1,438,716
	12/31/2014	Watauga-CTFS	941097PA9	2/1/24	100,000	103,386	103,718
	12/31/2014	Belton ISD	081077WG0	2/15/24	100,000	103,117	103,121
		NE TX Cmnty Clg	6643788EE5	4/1/24	175,000	188,547	188,841
	12/31/2014	Beeville-CTFS	077131JM3	8/15/25	155,000	169,119	169,909
	12/31/2014	Watauga-CTFS	941097PE1	2/1/28	105,000	110,169	110,381
	05/31/2017	Wylie-Ref Tx	983064TW6	2/15/29	625,000		663,819
	07/01/2016	Bowie ISD	102529HM9	8/15/30	405,000	413,400	414,275
	05/31/2017	Arlington ISD TX	41826B49	2/15/34	310,000		323,284
	04/28/2017	Arlington ISD Bldg	41826S90	02/15/2035	415,000	\$441,593	\$441,348
					<b>\$7,143,920</b>	<b>\$6,539,115</b>	<b>\$7,499,465</b>

0 0 0

**Total BankTexas Account Balances as of report date:** \$ 6,523,061 \$ 6,698,493

100.25% 111.96%

NOTE: FDIC insurance coverage is in addition to listed securities.

**WOOD COUNTY, TEXAS**  
**Supplement Investment Schedule**  
**Summary of FDIC-Insured Institutions**  
**Outside of Depository Bank**

05/31/2017

Bank	Location	Balance	Reference	Recap By Type	Totals	
City National Bank	Quitman, TX	\$ 249,081.78	CD 58& 59	Local CD	\$ 739,671.61	
First National Bank-Winnsboro, TX	Winnsboro, TX	241,977.36	CD 60& 61	Insured Cash Sweeps	13,793,002.34	0.00
Prosperity Bank	Winnsboro, TX	248,612.47	CD #180	CDARS	12,320,452.79	0.00
Bank of Blue Valley	Overland Park, KS	166,016.54	CDARS#149		\$ 26,853,126.74	\$ -
The Citizens National Bank of Bluffton	Bluffton, OH	245,568.40	CDARS#149			
Capital Bank	Miami, FL	242,528.56	CDARS#154			
EverBank	Jacksonville, FL	53,249.72	CDARS#154			
MB Financial Bank, N.A.	Chicago, IL	242,528.56	CDARS#154			
The Union Bank Company	Columbus Grove, OH	181,622.07	CDARS#154			
Iberiabank	Lafayette, LA	168,431.11	CDARS#156			
Merrick Bank	South Jordan, UT	242,431.35	CDARS#156			
Crestmark Bank	Troy, MI	25,987.46	CDARS#162			
First Bank of Berne	Bern, IN	139,567.66	CDARS#162			
WestBanco Bank, Inc.	Wheeling, WV	244,501.68	CDARS#162			
First Community Bank-Batesville	Batesville, AK	102,871.96	CDARS#163			
Bank of Hope	Los Angeles, CA	27,790.90	CDARS#167F			
East West Bank	Pasadena, CA	248,584.37	CDARS#167F			
First Dakota National Bank	Yankton, SD	248,584.37	CDARS#167F			
Morris Bank	Dublin, GA	102,540.02	CDARS#168			
Bank of Blue Valley	Overland Park, KS	50,695.19	CDARS#170			
Business First Bank	Baton Rouge, LA	42,059.21	CDARS#170			
Landmark Bank, National Association	Columbia, MO	216,468.43	CDARS#170			
WashingtonFirst Bank	Reston, VA	101,915.10	CDARS#170			
Bank of the Cascades		133,598.99	CDARS#171E			
Bank Hapoalim, B.M.		248,995.16	CDARS#171E			
Franklin Synergy Bank	Franklin, TN	248,995.16	CDARS#171E			
American National Bank & Trust Company	Danville, VA	59,114.68	CDARS#172E			
Bank of the Cascades	Bend, OR	115,396.17	CDARS#172E			
Bank of America, N. A.	Charlotte, NC	90,349.16	CDARS#172E			
Androskoggin Savings Bank	Lewiston, ME	146,406.36	CDARS#173E			
Magnolia Bank, Incorporate	Magnolia, KY	29,826.62	CDARS#173E			
TriState Capital Bank	Pittsburgh, PA	246,384.13	CDARS#173E			
Lincoln Savings Bank	Cedar Falls, IA	174,707.21	CDARS#174E			
Signature Bank	New York, NY	247,910.91	CDARS#174E			
Androskoggin Savings Bank	Lewiston, ME	101,504.54	CDARS#175E			
Great Southern Bank	Reeds Spring, MO	247,910.91	CDARS#175E			
Lincoln Savings Bank	Cedar Falls, IA	73,203.70	CDARS#175E			
Northern Bank & Trust Company		50,367.82	CDARS#179D			
The Bank of Edwardsville		249,405.22	CDARS#179D			
Xenith		112,866.18	CDARS#179D			
EverBank	Jacksonville, FL	177,163.73	CDARS#181D			
SussexBank	Franklin, NY	86,692.01	CDARS#181D			
First National Bank		79,468.50	CDARS#182A			
InterBank		139,580.61	CDARS#182A			
Live Oak Banking Company		248,500.00	CDARS#182A			
TIB The Independent Bankers Bank		248,500.00	CDARS#182A			
BankFirst	Norfolk, NE	94,768.32	CDARS#183			
Citizens Savings Bank and Trust Company	Nashville, TX	76,816.56	CDARS#183			
First Western Trust Bank	Denver, CO	240,064.39	CDARS#183			
InterBank		108,919.39	CDARS#184A			
Optima Bank & Trust Company	Portsmouth, NH	109,892.03	CDARS#185			
Banterra Bank	Marion, IL	245,492.80	CDARS#186			
First Bank of Highland Park	Highland Park, IL	102,991.92	CDARS#186			
Optima Bank & Trust Company	Portsmouth, NH	135,600.75	CDARS#186			
Transportation Alliance Bank, Inc.	Ogden, UT	231,731.18	CDARS#186			
Colony Bank	Fitzgerald, GA	242,853.55	CDARS#187			
KS StateBank	Manhattan, KS	8,161.95	CDARS#187			
West Bank	West Des Moines, IA	157,606.26	CDARS#187			
Central Valley Community Bank	Fresno, CA	110,791.82	CDARS#188			
Amarillo National Bank	Amarillo, TX	245,092.94	CDARS#189			
LegacyTexas Bank	Plano, TX	20,632.11	CDARS#189			
Liberty Bank and Trust Company	New Orleans, LA	7,413.73	CDARS#189			
Southern States Bank	Anniston, AL	245,092.94	CDARS#189			
SpiritBank	Tulsa, OK	196,414.01	CDARS#189			
First Capital Bank of Texas, N.A.	Midland, TX	244,698.40	CDARS#190			
Isreal Discount Bank of New York	New York, NY	244,698.40	CDARS#190			
LegacyTexas Bank	Plano, TX	224,099.51	CDARS#190			
Bank Independent	Sheffield, AL	245,052.98	CDARS#191			
Crestmark Bank	Troy, MI	215,858.99	CDARS#191			
EagleBank	Bethesda, MD	199,264.82	CDARS#191			
Lewis & Clark Bank	Oregon City, OR	54,354.47	CDARS#191			
First Community Bank	Chatom, AL	247,528.58	CDARS#192			
First National Bank of North Arkansas	Berryville, AR	219,358.63	CDARS#192			
Progress Bank and Trust	Huntsville, AL	247,528.58	CDARS#192			
BNC National Bank	Glendale, AZ	162,984.07	CDARS#193			
Old Line Bank	Bowie, MD	244,973.12	CDARS#193			
Bank of America	Charlotte, NC	158,330.51	CDARS#194B			
Mechanics & Farmers Bank	Omaha, NE	248,500.00	CDARS#194B			
TriState Capital Bank		1,524.25	CDARS#194B			
Cedar Rapids Bank and Trust Company	Cedar Rapids, IA	130,570.40	CDARS#195			
18489 Adams Bank & Trust	Ogallala, NE	0.37	ICS-DPC			
27015 Admirals Bank	Boston, MA	243.72	ICS-DPC			
23091 Alpine Bank	Glenwood Springs, CO	19.12	ICS-DPC			
5296 Associated Bank, N.A.	Green Bay, WI	143.50	ICS-DPC			

**WOOD COUNTY, TEXAS**  
**Supplement Investment Schedule**  
**Summary of FDIC-Insured Institutions**  
**Outside of Depository Bank**  
**05/31/2017**

	<u>Bank</u>	<u>Location</u>	<u>Balance</u>	<u>Reference</u>	<u>Recap By Type</u>	<u>Totals</u>
23826	Bank of Jackson Hole	Jackson, WY	102.12	ICS-DPC		
33527	Bank of North Carolina	High Point, NC	245,266.14	ICS-DPC		
110	Bank of the Ozarks	Little Rock, AR	245,266.14	ICS-DPC		
58979	Bank United	Miami Lakes, FL	245,266.14	ICS-DPC		
24811	Boston Private Bank & Trust Com	Boston, MA	245,266.14	ICS-DPC		
	Bremer Bank, National Associatio	South St. Paul, MN	245,235.50	ICS-DPC		
16110	Butte State Bank	Butte, NE	9.82	ICS-DPC		
34074	Capitol Bank	Madison, WI	245,266.14	ICS-DPC		
11241	Centennial Bank	Conway, AR	245,266.14	ICS-DPC		
33555	CenterState Bank of Florida, N. A.	Winter Haven, FL	245,266.14	ICS-DPC		
17764	Centreville Bank	West Warwick, RI	180.16	ICS-DPC		
597	Chemung Canal Trust Company	Elmira, NY	245,266.14	ICS-DPC		
22683	CoBiz Bank	Denver, CO	245,266.14	ICS-DPC		
57919	ConnectOne Bank	Englewood Cliffs, NJ	245,266.14	ICS-DPC		
27237	Customers Bank	Clayton, MO	245,266.14	ICS-DPC		
27237	Enterprise Bank & Trust	Clayton, MO	245,263.78	ICS-DPC		
27408	Enterprise Bank and Trust Compa	Lowell, MA	245,266.14	ICS-DPC		
8405	F&M Trust Co. of Chambersburg	Chambersburg, PA	10.21	ICS-DPC		
5062	FNB & Trust Company of Iron Mou	Iron Mountain, MI	60,138.43	ICS-DPC		
7472	FNCB	Dunmore, PA	245,100.90	ICS-DPC		
16849	First Arkansas Bank & Trust	Jacksonville, AR	245,211.39	ICS-DPC		
39845	First Federal Bank of the Midwest	Defiance, OH	245,260.91	ICS-DPC		
58874	First Green Bank	Orlando, FL	0.00	ICS-DPC		
5452	First National Bank of Omaha	Omaha, NE	245,266.14	ICS-DPC		
7551	Flushing Bank	Uniondale, NY	245,266.14	ICS-DPC		
7551	Fulton Bank, N. A.	Lancaster, PA	10.21	ICS-DPC		
26333	Genesee Regional Bank	Rochester, NY	245,076.27	ICS-DPC		
32084	Grand Savings Bank	Grove, OK	230.75	ICS-DPC		
10359	Happy State Bank	Happy, TX	245,266.14	ICS-DPC		
14073	Hillsdale County National Bank	Hillsdale, MI	10.21	ICS-DPC		
3664	Illinois National Bank	Springfield, IL	245,258.75	ICS-DPC		
18198	Ion Bank	Naugatuck, CT	245,261.85	ICS-DPC		
34982	Landmark Community Bank	Collierville, TN	6.40	ICS-DPC		
18618	Manufacturers Bank	Los Angeles, CA	245,266.14	ICS-DPC		
22346	Metropolitan Bank	Crystal Springs, MS	245,255.06	ICS-DPC		
33458	Monona State Bank	Monona, WI	11.42	ICS-DPC		
18429	Morton Community Bank	Morton, IL	245,266.14	ICS-DPC		
32325	Mutual of Omaha Bank	Omaha, NE	245,266.14	ICS-DPC		
57038	Nicolet National Bank	Green Bay, WI	6.82	ICS-DPC		
58115	Oakstar Bank	Springfield, MO	245,266.14	ICS-DPC		
12944	Orange Bank & Trust Company	Middletown, NY	245,266.14	ICS-DPC		
32172	Pacific Premier Bank	Irvine, CA	245,252.72	ICS-DPC		
14134	Passumpsic Savings Bank	St. Johnsbury, VT	245,258.90	ICS-DPC		
35583	Pinnacle Bank	Nashville, TN	245,266.14	ICS-DPC		
23627	Republic Bank & Trust Company	Louisville, KY	245,266.14	ICS-DPC		
58640	Revere Bank	Laurel, MD	245,266.10	ICS-DPC		
9712	Rockland Trust Company	Rockland, MA	86.15	ICS-DPC		
9712	Rockland Trust Company	Rockland, MA	178,026.04	ICS-DPC		
4196	SNB Bank, National Association	Shattuck, OK	151.73	ICS-DPC		
18467	Salisbury Bank and Trust Compan	Lakeville, CT	3.80	ICS-DPC		
57269	Signature Bank, National Associat	Toledo, OH	238.24	ICS-DPC		
12386	State Bank of Toulon	Toulon, IL	27,671.95	ICS-DPC		
30337	Sterling National Bank	Montebello, NY	245,141.00	ICS-DPC		
57934	Stonegate Bank	Ft. Lauderdale, FL	245,266.14	ICS-DPC		
18561	Sunrise Banks	St. Paul, MN	243.72	ICS-DPC		
20164	Sunwest Bank	Irvine, CA	13.58	ICS-DPC		
11866	The Bryn Mawr Trust Company	Bryn Mawr, PA	28.07	ICS-DPC		
6653	The Park National Bank	Newark, OH	245,266.14	ICS-DPC		
2711	Traditional Bank, Inc.	Mount Sterling, KY	245,097.33	ICS-DPC		
6548	U. S. Bank National Association	Cincinnati, OH	245,238.80	ICS-DPC		
22858	United Bank - Fairfax	Fairfax, VA	245,266.14	ICS-DPC		
17477	United Bank & Trust	Marysville, KS	25.01	ICS-DPC		
26626	United Texas Bank	Dallas, TX	184,440.78	ICS-DPC		
7759	Univest Bank and Trust Co.	Souderton, PA	245,264.02	ICS-DPC		
57512	Western Alliance Bank	Lincoln, NE	245,266.14	ICS-DPC		
18031	Woodsville Guaranty Saving Bank	Woodsville, NH	243.72	ICS-DPC		
3931	Alerus Financial, N.A.	Grand Forks, ND	0.00	ICS-AP		
35525	Atlantic Capital Bank, NA	Chattanooga, TN	166,996.39	ICS-AP		
110	Bank of the Ozarks	Little Rock, AR	50.31	ICS-AP		
12923	Bremer Bank, National Associatio	South St. Paul, MN	71.87	ICS-AP		
4999	Cadence Bank, N.A.	Birmingham, AL	17.73			
58823	CapStar Bank	Nashville, TN	245,171.99	ICS-AP		
	Capital City Bank	Topeka, KS	245,027.30			
7888	First National Bank of Pennsylvan	Greenville, PA	245,154.20	ICS-AP		
15545	Frontier Bank	Omaha, NE	245,171.39	ICS-AP		
57038	Nicolet National Bank	Green Bay, WI	245,217.94	ICS-AP		
35583	Pinnacle Bank	Nashville, TN	50.31	ICS-AP		
19772	River Valley Bank	Waukesha, WI	13.36			
57512	Western Alliance Bank	Phoenix, AZ	22.83	ICS-AP		
35525	Atlantic Capital Bank, NA	Chattanooga, TN	17.72	ICS-HP		
58823	CapStar Bank	Nashville, TN	3.36	ICS-HP		
16803	Capital City Bank	Topeka, KS	33.11	ICS-HP		
14264	Cornhusker Bank	Lincoln, NE	0.00	ICS-HP		
15545	Frontier Bank	Omaha, NE	8.95	ICS-HP		
15289	Great Western Bank	Watertown, SD	141,999.19			
	Home Bank, N.A.	Lafayette, LA	0.09			

**WOOD COUNTY, TEXAS**  
**Supplement Investment Schedule**  
**Summary of FDIC-Insured Institutions**  
**Outside of Depository Bank**

05/31/2017

Bank	Location	Balance	Reference	Recap By Type	Totals
35525 Atlantic Capital Bank, NA	Chattanooga, TN	78,057.74	ICS-PAY		
Atlantic Coast Bank	Jacksonville, FL	245,014.36			
18012 Bank of New Hampshire	Laconia, NH	245,172.43			
4999 Cadence Bank, N.A.	Birmingham, AL	245,041.95	ICS-PAY		
106803 Capital City Bank	Topeka, KS	100.29	ICS-PAY		
58823 CapStar Bank	Nashville, TN	33.48	ICS-PAY		
11241 Centennial Bank	Conway, AR	50.31	ICS-PAY		
29845 First Federal Bank of the Midwest	Defiance, OH	2.64			
10248 First International Bank & Trust	Waford City, ND	98,258.23	ICS-PAY		
7888 First National Bank of Pennsylvania	Greenville, PA	68.54	ICS-PAY		
Frontier Bank	Omaha, NE	1.03	ICS-PAY		
15289 Great Western Bank	Watertown, SD	103,121.57			
28094 Home Bank, N.A.	Lafayette, LA	245,136.41			
18618 Manufacturers Bank	Los Angeles, CA	50.31	ICS-PAY		
18429 Morton Community Bank	Morton, IL	50.31	ICS-PAY		
Oakstar Bank	Springfield, MO	50.31	ICS-PAY		
19772 River Valley Bank	Waukesha, WI	245,081.21			
57512 Western Alliance Bank	Phoenix, AZ	24.21	ICS-PAY		
19861 Yadkin Bank	Statesville, NC	0.00	ICS-PAY		
		<u>\$ 26,853,126.74</u>			