

**WOOD COUNTY, TEXAS
COMBINED STATEMENT OF CASH ACCOUNTS ACTIVITY
FOR THE MONTH ENDING APRIL 30, 2017**

FILED FOR RECORD
2017 JUN 16 AM 11:06
COUNTY CLERK, WOOD CO TX


FUND CODE	FUND NAME	CASH BALANCE 3/31/2017	RECEIPTS	DISBURSEMENTS	TRANSFER IN/(OUT)	Net Change	CASH BALANCE 4/30/2017
BUDGETED FUNDS							
OPERATING FUNDS							
100	General	\$ 21,078,233.14	\$ 639,895.43	\$ (900,275.31)	\$ 17,383.46	\$ (242,996.42)	\$ 20,836,236.72
200	Road and Bridge Fund	5,619,367.37	223,403.23	(469,400.42)	(22.46)	(246,019.65)	5,373,347.72
270	Tobacco Settlement Fund	68,240.81	10,085.04	0.00	0.00	10,085.04	78,325.85
	Total Operating Funds	\$ 26,766,841.32	\$ 873,383.70	\$ (1,369,875.73)	\$ 17,361.00	\$ (478,931.03)	\$ 26,287,910.29
SPECIAL REVENUE FUNDS							
230	CC-Records Mgmt. & Preservation	549,273.36	12,149.26	(7,992.22)	0.00	4,157.04	553,430.40
231	General Records Mgmt. & Preservation	16,449.91	1,499.93	(1,965.35)	0.00	(465.42)	15,984.49
232	CC-Records Archive Fee	515,699.12	11,715.76	0.00	0.00	11,715.76	527,414.88
234	Courthouse Security	39,452.36	2,804.49	(2,000.00)	0.00	804.49	40,256.85
235	Hotel and Motel Tax	105,811.04	2,773.23	(12,613.16)	0.00	(9,839.93)	95,971.11
236	Child Welfare	1,070.43	171.04	0.00	0.00	171.04	1,241.47
238	Crime Victims Services	4,300.93	23.74	0.00	0.00	23.74	4,324.67
239	Justice Court Technology	59,958.47	1,464.49	(372.65)	0.00	1,091.84	61,050.31
240	DC-Records Mgmt & Preservation	28,761.21	484.18	0.00	0.00	484.18	29,245.39
241	JP Building Security Fee	24,677.79	373.62	(32.00)	0.00	341.62	25,019.41
242	Elections Special	33,331.21	986.08	0.00	0.00	986.08	34,317.29
243	Guardianship	42,364.44	397.08	0.00	0.00	397.08	42,761.52
244	CC-Technology	4,616.67	100.28	0.00	0.00	100.28	4,716.95
245	DC-Technology	8,648.76	321.55	0.00	0.00	321.55	8,970.31
246	DC-Records Archive Fee	35,609.71	726.43	0.00	0.00	726.43	36,336.14
247	DC-CT Records Preservation	26,774.17	88.34	0.00	0.00	88.34	26,862.51
260	Law Library	26,984.57	1,695.39	(1,911.33)	(3,822.66)	(4,037.60)	22,946.97
305	Constable Forfeiture	1,943.26	1.74	0.00	0.00	1.74	1,945.00
	Total Special Revenue Funds	\$ 1,525,727.41	\$ 37,777.63	\$ (26,886.71)	(\$3,822.66)	\$ 7,068.26	\$ 1,532,795.67
OTHER FUNDS							
250	Right of Way	817,802.22	754.18	0.00	0.00	754.18	818,556.40
281	Community Supervision & Corr.	356,229.18	24,320.51	(32,857.93)	0.00	(8,537.42)	347,691.76
290	Juvenile Probation Department	9,498.60	21,779.00	(19,825.93)	0.00	1,953.07	11,451.67
892	Historical Commission	48,939.83	42.52	(282.06)		(239.54)	48,700.29
	Total Other Funds	\$ 1,232,469.83	\$ 46,896.21	\$ (52,965.92)	\$ -	\$ (6,069.71)	\$ 1,226,400.12
	TOTAL BUDGETED FUNDS	\$ 29,525,038.56	\$ 958,057.54	\$ (1,449,528.36)	\$ 13,538.34	\$ (477,932.48)	\$ 29,047,108.08
NON-BUDGETED AND NON-COUNTY FUNDS							
880	Treasurer's State Fees	82,646.85	50,519.37	(104,320.55)	(13,538.34)	(67,339.52)	15,307.33
891	Payroll Fund	313,059.98	0.00	11,865.99	0.00	11,865.99	324,925.97
999	Upper Sabine Valley Waste Mgmt	838,492.05	45,055.39	(98,239.00)	0.00	(53,183.61)	785,308.44
	TOTAL NON-BUDGETED FUNDS	\$ 1,234,198.88	\$ 95,574.76	\$ (190,893.56)	(\$13,538.34)	\$ (108,657.14)	\$ 1,125,541.74
	TOTAL CASH IN POOLED ACCOUNTS	\$ 30,759,237.44	\$ 1,053,632.30	\$ (1,640,221.92)	\$ -	\$ (586,589.62)	\$ 30,172,647.82
CASH IN BANK - POOLED CASH ACCOUNTS							
890	AP Pooled Cash	999,752.36	725.95	(714,556.14)	1,110,000.00	396,169.81	1,395,922.17
890	Payroll Pooled Cash	999,365.15	692.22	(924,235.78)	1,425,000.00	501,456.44	1,500,821.59
890	Deposits Pooled Cash	13,409,673.54	1,038,974.72	0.00	(2,126,476.09)	(1,087,501.37)	12,322,172.17
890	CD Investments	2,321,896.84	2,089.27	0.00	0.00	2,089.27	2,323,986.11
890	CD Non-Depository	738,946.75	724.86	0.00	0.00	724.86	739,671.61
890	CDARS Investments	11,782,336.82	10,130.21	0.00	(411,583.91)	(401,453.70)	11,380,883.12
890	TexPool Pooled Investments	503,526.31	294.74	0.00	0.00	294.74	503,821.05
890	Jury Pooled Cash	3,740.00	0.00	(1,430.00)	3,060.00	1,630.00	5,370.00
	TOTAL CASH IN BANK - POOLED CASH ACCOUNTS	\$ 30,759,237.77	\$ 1,053,631.97	\$ (1,640,221.92)	\$ 0.00	\$ (586,589.95)	\$ 30,172,647.82
			0.33	0.00	(0.00)	0.33	(0.00)

FUND CODE	FUND NAME	CASH BALANCE 3/31/2017	RECEIPTS	DISBURSEMENTS	TRANSFER IN/(OUT)	Net Change	CASH BALANCE 4/30/2017
CASH IN BANK - NON POOLED CASH ACCOUNTS - NON-BUDGETED, NON-COUNTY OR OTHER FUNDS							
BANKTEXAS ACCOUNTS							
200	Road & Bridge CD RRC Restricted	\$ 26,440.64	\$ 22.46	\$ 0.00	\$ 0.00	\$ 22.46	\$ 26,463.10
233	Sheriff's Forfeiture Fund (Budgeted)	4,139.41	0.00	0.00	0.00	0.00	4,139.41
401	Grant Fund	0.00	2,800.00	(2,800.00)	0.00	0.00	0.00
601	Interest & Sinking	22,846.47	86.06	0.00	0.00	86.06	22,932.53
895	Health Plan	618,370.30	207,121.88	(140,150.14)	(505,000.00)	(438,028.26)	180,342.04
895	Health Plan MMKT	0.00	286.67	0.00	505,000.00	505,286.67	505,286.67
895	Health Plan CD	208,364.89	173.40	0.00	0.00	173.40	208,538.29
895	Health Plan CDARS	927,767.44	834.87	0.00	0.00	834.87	928,602.31
898	MRP/DPC Clearing	9,926.17	3,660.10	(4,073.07)	0.00	(412.97)	9,513.20
	District Clerk Clearing	38,269.10	30,080.85	(41,333.78)	0.00	(11,252.93)	27,016.17
	JP1 Clearing	20,168.78	28,341.00	(23,020.88)	0.00	5,320.12	25,488.90
	JP2 Clearing	16,416.70	8,836.00	(17,393.70)	0.00	(8,557.70)	7,859.00
	JP3 Clearing	28,967.40	17,957.74	(31,257.90)	0.00	(13,300.16)	15,667.24
	JP4 Clearing	7,396.50	6,149.55	(7,146.50)	0.00	(996.95)	6,399.55
	RV Clearing	0.00	0.00	0.00	0.00	0.00	0.00
	Treasurer's Credit Card	0.00	274.50	(274.50)	0.00	0.00	0.00
999	USVSWMD CD TCEQ Restricted	12,691.50	10.78	0.00	0.00	10.78	12,702.28
	TOTAL BANKTEXAS - NON POOLED CASH ACCOUNTS	\$ 1,941,765.30	\$ 306,635.86	\$ (267,450.47)	\$ 0.00	\$ 39,185.39	\$ 1,980,950.69
TEXPOOL ACCOUNTS							
501	Interest & Sinking	36,156.61	21.17	0.00	0.00	21.17	36,177.78
895	Health Plan	1,152.98	0.60	0.00	0.00	0.60	1,153.58
	TOTAL TEXPOOL - NON POOLED CASH ACCOUNTS	\$ 37,309.59	\$ 21.77	\$ 0.00	\$ 0.00	\$ 21.77	\$ 37,331.36
	TOTAL CASH IN BANK - NON POOLED CASH ACCOUNTS	\$ 1,979,074.89	\$ 306,657.63	\$ (267,450.47)	\$ 0.00	\$ 39,207.16	\$ 2,018,282.05
	TOTAL CASH IN BANK - ALL TREASURER'S ACCOUNTS	\$ 32,738,312.66	\$ 1,360,289.60	\$ (1,907,672.39)	\$ 0.00	\$ (547,382.79)	\$ 32,190,929.87

Miscellaneous Information 0.00
 Indebtedness as of 4/30/2017: \$0.00 Certificate of Obligation: None
 RB Line of Credit-Railroad Commission \$25,000 CD Secured - Current Balance Available \$26,463
 Bank Texas (including CDARS and ICS) \$ 30,910,105.85
 Non-Depository Investments 739,671.61
 TexPool: 541,152.41
 Total \$ 32,190,929.87 0.00
 Bank Texas Interest Income: Interest Rate .00%-0.68% \$ 14,049.14
 Certificates of Deposit: Interest Rates Varies 3,020.77
 CDARS Interest Income 10,965.08
 TexPool Interest Income: Interest Rate 0.62% 316.51
 Total Interest Income \$ 28,351.50 0.00

I, Becky S. Burford, County Treasurer, in and for the County of Wood, State of Texas, do hereby present the April 2017 Statement of Cash Accounts Activity, the attached Treasurer's Report of Cash Receipts and Disbursements, and the Report of Securities as true and correct statements, to the best of my knowledge, of accounts under the control of Wood County Treasurer and furthermore state that the fund balances are on deposit earning interest in accordance with the Wood County Investment Policy earning interest in accordance with the Wood County Depository Contract.

Becky S. Burford
 Becky S. Burford, Wood County Treasurer
 Presented, examined, and accepted at the regular term of Commissioners Court on this the 16th day of June 2017.
absent
 Bryan Leanes, County Judge
Virgil Holland
 Virgil Holland, Jr. Commissioner Precinct 1
Jerry Gastall - presiding
 Jerry Gastall, Commissioner Precinct 2
Mike Simmons
 Mike Simmons, Commissioner Precinct 3
Russell Acker
 Russell Acker, Commissioner Precinct 4
Fern Sellars
 Fern Sellars, Auditor
 ATTEST: Kelley Price
 Kelley Price, County Clerk



**WOOD COUNTY, TEXAS
RECAP OF FUNDS BY BANK ACCOUNTS
FOR THE MONTH ENDING APRIL 30, 2017**

Fund	Beginning Cash Balance	M-T-D Receipts	M-T-D Disbursements	Transfers	Ending Balance	BankTexas Quitman	-----Allocation of Cash-----			Total Cash
							BankTexas CDARS	Non-Depository Banks	TexPool	
200 Road & Bridge CD Restricted	\$ 26,440.64	\$22.46	\$0.00	\$0.00	\$26,463.10	\$26,463.10	\$0.00	\$0.00	\$0.00	\$26,463.10
233 Sheriff Forfeiture Fund	4,139.41	0.00	0.00	0.00	4,139.41	4,139.41				
401 Texas Comm. Dev. Program	0.00	2,800.00	(2,800.00)	0.00	0.00	0.00	0.00	0.00	0.00	0.00
601 Interest and Sinking	59,003.08	107.23	0.00	0.00	59,110.31	22,932.53	0.00	0.00	36,177.78	59,110.31
890 Pooled Funds	15,916,057.36	1,040,687.63	(1,640,221.92)	411,583.91	15,728,106.98	15,224,285.93	0.00	0.00	503,821.05	15,728,106.98
890 Pooled CDs	14,843,180.41	12,944.34	0.00	(411,583.91)	14,444,540.84	2,323,986.11	11,380,883.12	739,671.61	0.00	14,444,540.84
895 Health Plan Fund	619,523.28	207,122.48	(140,150.14)	(505,000.00)	181,495.62	180,342.04	0.00	0.00	1,153.58	181,495.62
895 Health Plan Fund MMKT	0.00	286.67	0.00	505,000.00	505,286.67	505,286.67	0.00	0.00	0.00	505,286.67
895 Health Plan CDs	1,136,132.33	1,008.27	0.00	0.00	1,137,140.60	928,602.31	208,538.29	0.00	0.00	1,137,140.60
898 MRP/DPC Clearing	9,926.17	3,660.10	(4,073.07)	0.00	9,513.20	9,513.20	0.00	0.00	0.00	9,513.20
District Clerk Clearing	38,269.10	30,080.85	(41,333.78)	0.00	27,016.17	27,016.17	0.00	0.00	0.00	27,016.17
JP1 Clearing	20,168.78	28,341.00	(23,020.88)	0.00	25,488.90	25,488.90	0.00	0.00	0.00	25,488.90
JP2 Clearing	16,416.70	8,836.00	(17,393.70)	0.00	7,859.00	7,859.00	0.00	0.00	0.00	7,859.00
JP3 Clearing	28,967.40	17,957.74	(31,257.90)	0.00	15,667.24	15,667.24	0.00	0.00	0.00	15,667.24
JP4 Clearing	7,396.50	6,149.55	(7,146.50)	0.00	6,399.55	6,399.55	0.00	0.00	0.00	6,399.55
RV Park Clearing	0.00	0.00	0.00	0.00	0.00	0.00	0.00	0.00	0.00	0.00
Treasurer's Credit Card	0.00	274.50	(274.50)	0.00	0.00	0.00	0.00	0.00	0.00	0.00
999 USVSWMD CD Restricted*	<u>12,691.50</u>	<u>10.78</u>	<u>0.00</u>	<u>0.00</u>	<u>12,702.28</u>	<u>12,702.28</u>	<u>0.00</u>	<u>0.00</u>	<u>0.00</u>	<u>12,702.28</u>
Grand Total	\$ 32,738,312.66	\$ 1,360,289.60	\$ (1,907,672.39)	\$ 0.00	\$ 32,190,929.87	\$ 19,320,684.44	\$ 11,589,421.41	\$ 739,671.61	\$ 541,152.41	\$ 32,190,929.87
*Non-County Funds										

**WOOD COUNTY, TEXAS
COMBINED STATEMENT OF CASH ACCOUNTS ACTIVITY
FOR THE YEAR-TO-DATE ENDING APRIL 30, 2017**

FUND CODE	FUND NAME	CASH BALANCE	REVISION PRIOR-MONTH	CASH BALANCE	YEAR-TO-DATE RECEIPTS	YEAR-TO-DATE DISBURSEMENTS	TRANSFER IN/(OUT)	Net Change	CASH BALANCE
		10/01/2016	RECLASSES	10/01/2016					4/30/2017
BUDGETED FUNDS									
OPERATING FUNDS									
100	General	\$ 15,948,059.45	\$ 18,583.54	\$ 15,966,642.99	\$ 13,405,737.36	\$ (8,589,603.87)	\$ 53,460.24	\$ 4,869,593.73	\$ 20,836,236.72
200	Road and Bridge Fund	3,863,726.88	-	3,863,726.88	4,911,872.94	(3,402,098.91)	(153.19)	1,509,620.84	5,373,347.72
270	Tobacco Settlement Fund	68,240.81	0.00	68,240.81	10,085.04	0.00	0.00	10,085.04	78,325.85
	Total Operating Funds	\$ 19,880,027.14	\$ 18,583.54	\$ 19,898,610.68	\$ 18,327,695.34	\$ (11,991,702.78)	\$ 53,307.05	\$ 6,389,299.61	\$ 26,287,910.29
SPECIAL REVENUE FUNDS									
230	CC-Records Mgmt. & Preservation	496,705.86	-	496,705.86	74,821.62	(18,097.08)	-	56,724.54	553,430.40
231	General Records Mgmt. & Preservation	27,858.83	-	27,858.83	7,450.10	(19,324.44)	-	(11,874.34)	15,984.49
232	CC-Records Archive Fee	469,342.84	-	469,342.84	72,797.04	(14,725.00)	-	58,072.04	527,414.88
234	Courthouse Security	55,084.89	(18,500.00)	36,584.89	16,571.96	(2,000.00)	(10,900.00)	3,671.96	40,256.85
235	Hotel and Motel Tax	98,330.08	(10.47)	98,319.61	52,611.90	(54,926.50)	(33.90)	(2,348.50)	95,971.11
236	Child Welfare	427.28	-	427.28	2,534.16	(1,719.97)	-	814.19	1,241.47
238	Crime Victims Services	4,221.02	-	4,221.02	103.65	-	-	103.65	4,324.67
239	Justice Count Technology	57,677.83	(250.00)	57,427.83	8,326.48	(4,593.56)	(110.44)	3,622.48	61,050.31
240	DC-Records Mgmt. & Preservation	42,684.31	-	42,684.31	2,562.08	(16,001.00)	-	(13,438.92)	29,245.39
241	JP Building Security Fee	23,118.79	-	23,118.79	2,124.62	(224.00)	-	1,900.62	25,019.41
242	Elections Special	32,346.84	-	32,346.84	1,970.45	-	-	1,970.45	34,317.29
243	Guardianship	39,850.38	-	39,850.38	2,911.14	-	-	2,911.14	42,761.52
244	CC-Technology	4,311.98	-	4,311.98	404.97	-	-	404.97	4,716.95
245	DC-Technology	7,084.08	-	7,084.08	1,886.23	-	-	1,886.23	8,970.31
246	DC-Records Archive Fee	32,366.33	-	32,366.33	3,969.81	-	-	3,969.81	36,336.14
247	DC-CT Records Preservation	26,167.46	-	26,167.46	695.05	-	-	695.05	26,862.51
260	Law Library	25,402.99	-	25,402.99	10,184.46	(8,817.82)	(3,822.66)	(2,456.02)	22,946.97
305	Constable Forfeiture	1,934.09	0.00	1,934.09	10.91	0.00	0.00	10.91	1,945.00
	Total Special Revenue Funds	\$ 1,444,915.88	(18,760.47)	\$ 1,426,155.41	\$ 261,936.63	\$ (140,429.37)	\$ (14,867.00)	106,640.26	\$ 1,532,795.67
OTHER FUNDS									
250	Right of Way	813,623.36	-	813,623.36	4,933.04	-	-	4,933.04	818,556.40
281	Community Supervision & Corr.	322,786.12	376.93	323,163.05	282,303.56	(257,774.85)	-	24,528.71	347,691.76
290	Juvenile Probation Department	(245.21)	-	(245.21)	196,010.00	(184,313.12)	-	11,696.88	11,451.67
892	Historical Commission	45,470.25	(200.00)	45,270.25	5,371.24	(1,941.20)	0.00	3,430.04	48,700.29
	Total Other Funds	\$ 1,181,634.52	\$ 176.93	\$ 1,181,811.45	\$ 486,617.84	\$ (444,029.17)	\$ -	44,588.67	\$ 1,226,400.12
	TOTAL BUDGETED FUNDS	\$ 22,506,577.54	\$ (0.00)	\$ 22,506,577.54	\$ 19,078,249.81	\$ (12,576,161.32)	\$ 38,440.05	6,540,528.54	\$ 29,047,106.08
NON-BUDGETED AND NON-COUNTY FUNDS									
880	Treasurer's State Fees	86,710.02	-	86,710.02	275,158.36	(308,121.00)	(38,440.05)	(71,402.69)	15,307.33
891	Payroll Fund	314,916.70	-	314,916.70	-	10,009.27	-	10,009.27	324,925.97
999	Upper Sabine Valley Waste Mgmt	537,562.96	0.00	537,562.96	769,274.34	(521,528.86)	0.00	247,745.48	785,308.44
	TOTAL NON-BUDGETED FUNDS	\$ 939,189.68	\$ -	\$ 939,189.68	\$ 1,044,432.70	\$ (819,640.59)	\$ (38,440.05)	\$ 186,352.06	\$ 1,125,541.74
	TOTAL CASH IN POOLED ACCOUNTS	\$ 23,445,767.22	(0.00)	\$ 23,445,767.22	\$ 20,122,682.51	\$ (13,395,801.91)	\$ -	\$ 6,726,880.60	\$ 30,172,647.82
CASH IN BANK - POOLED CASH ACCOUNTS									
890	AP Pooled Cash	9,445.14	-	9,445.14	3,933.25	(6,269,456.22)	7,652,000.00	1,386,477.03	1,395,922.17
890	Payroll Pooled Cash	73,924.50	-	73,924.50	3,704.89	(7,116,807.80)	8,540,000.00	1,426,897.09	1,500,821.59
890	Deposits Pooled Cash	2,806,619.88	-	2,806,619.88	20,009,484.43	-	(10,493,932.14)	9,515,552.29	12,322,172.17
890	CD Investments 12 month Maturity	2,310,101.77	-	2,310,101.77	13,884.34	-	-	13,884.34	2,323,986.11
890	CD Non-Depository	738,286.44	-	738,286.44	2,757.95	-	(1,372.78)	1,385.17	739,671.61
890	CDARS Investments	17,001,927.82	-	17,001,927.82	87,370.38	-	(5,708,415.08)	(5,621,044.70)	11,380,883.12
890	TexPool Pooled Investments	502,291.67	-	502,291.67	1,529.38	-	-	1,529.38	503,821.05
890	Jury Pooled Cash	3,170.00	0.00	3,170.00	0.00	(9,520.00)	11,720.00	2,200.00	5,370.00
	TOTAL CASH IN BANK - POOLED CASH ACCOUNTS	\$ 23,445,767.22	\$ -	\$ 23,445,767.22	\$ 20,122,664.62	\$ (13,395,784.02)	\$ 0.00	\$ 6,726,880.60	\$ 30,172,647.82

FUND CODE	FUND NAME	CASH BALANCE	REVISION PRIOR-MONTH	CASH BALANCE	RECEIPTS	DISBURSEMENTS	TRANSFER	Net Change	CASH BALANCE
		10/01/2016	RECLASSES	10/01/2016			IN/(OUT)		4/30/2017
CASH IN BANK - NON POOLED CASH ACCOUNTS - NON-BUDGETED, NON-COUNTY OR OTHER FUNDS									
BANKTEXAS ACCOUNTS									
200	Road & Bridge CD RRC Restricted	\$ 26,309.91	\$ -	\$ 26,309.91	\$ 153.19	\$ -	\$ -	\$ 153.19	\$ 26,463.10
233	Sheriff's Forfeiture Fund (Budgeted)	\$ 3,201.53	-	3,201.53	1,937.88	(1,000.00)	-	937.88	4,139.41
401	Grant Fund	0.00	-	-	109,851.65	(109,851.65)	-	-	0.00
601	Interest & Sinking	22,267.72	-	22,267.72	664.81	-	-	798.59	22,932.53
895	Health Plan	521,424.17	-	521,424.17	1,507,401.53	(1,419,503.34)	(428,980.32)	104,949.34	180,342.04
895	Health Plan MMKT	0.00	-	0.00	286.67	-	505,000.00	1,556.71	505,286.67
895	Health Plan CD	207,448.65	-	207,448.65	1,089.64	-	-	1,556.71	208,538.29
895	Health Plan CDARS	998,794.92	-	998,794.92	5,827.07	-	(76,019.68)	19,235.23	928,602.31
898	MRP/DPC Clearing	9,703.81	-	9,703.81	25,428.40	(25,619.01)	-	413.69	9,513.20
	District Clerk Clearing (Began 04/01/2016)	25,812.84	-	25,812.84	213,855.82	(212,652.49)	-	1,203.33	27,016.17
	JP1 Clearing	19,094.75	-	19,094.75	144,750.19	(138,356.04)	-	6,394.15	25,488.90
	JP2 Clearing	15,143.16	-	15,143.16	83,918.62	(91,202.78)	-	(7,284.16)	7,859.00
	JP3 Clearing Account	15,317.60	-	15,317.60	149,396.73	(149,047.09)	-	349.64	15,667.24
	JP4 Clearing Account	6,841.50	-	6,841.50	58,602.83	(59,044.78)	-	-441.95	6,399.55
	RV Clearing Account	271.00	-	271.00	10,484.00	(10,755.00)	-	-271.00	0.00
	Treasurer's Credit Card	0.00	-	-	461.50	(461.50)	-	0.00	0.00
999	USVSWMD CD TCEQ Restricted	12,628.75	0.00	12,628.75	73.53	0.00	0.00	73.53	12,702.28
	TOTAL BANKTEXAS - NON POOLED CASH ACCOUN	\$ 1,884,260.31	0.00	\$ 1,884,260.31	\$ 2,314,184.06	\$ (2,217,493.68)	\$ -	\$ 129,624.88	\$ 1,980,950.69
TEXPOOL ACCOUNTS									
601	Interest & Sinking	36,067.89	-	36,067.89	109.89	-	-	109.89	36,177.78
895	Health Plan	1,150.15	0.00	1,150.15	3.43	0.00	0.00	3.43	1,153.58
	TOTAL TEXPOOL - NON POOLED CASH ACCOUNTS	\$ 37,218.04	0.00	\$ 37,218.04	\$ 113.32	\$ -	\$ -	\$ 113.32	\$ 37,331.36
	TOTAL CASH IN BANK - NON POOLED CASH ACCOUNTS	\$ 1,921,478.35	0.00	\$ 1,921,478.35	\$ 2,314,297.38	\$ (2,217,493.68)	\$ -	\$ 129,738.20	\$ 2,018,282.05
	TOTAL CASH IN BANK - ALL TREASURER'S ACCOUNTS	\$ 25,367,245.57	\$ -	\$ 25,367,245.57	\$ 22,436,962.00	\$ (15,613,277.70)	\$ 0.00	\$ 6,856,618.80	\$ 32,190,929.87

Miscellaneous Information
 Miscellaneous Information
 Indebtedness as of 4/30/2017: \$0.00 Certificate of Obligation: None

Certificates of Obligation: None

Bank Texas:	Cash Balance	\$ 30,910,105.85
Non-Depository Investments:	Cash Balance	739,671.61
TexPool:	Cash Balance	541,152.41
Total Cash Balance:		\$ 32,190,929.87

Bank Texas Interest Income:	\$ 63,524.83	
Non-Depository Interest Income	2,757.95	
CDARS Interest Income	93,199.55	
TexPool Interest Income:	1,642.70	
Total Interest Income	\$ 161,125.03	0.00

I, Becky S. Burford, County Treasurer, in and for the County of Wood, State of Texas, do hereby present the April 2017 Year-to-date Statement of Cash Accounts Activity, the attached Treasurer's Report of Cash Receipts and Disbursements, and the Report of Securities as true and correct statements, to the best of my knowledge, of accounts under the control of Wood County Treasurer and furthermore state that the fund balance on deposit earning interest in accordance with the Wood County investment Policy and Wood County Depository Contract.

Becky S. Burford

 Becky S. Burford, Wood County Treasurer

Presented, examined, and accepted at the regular term of Commissioners Court on this the 16th day of June 2017.

absent

 Bryan Jeanes, County Judge

Virgil Holland

 Virgil Holland, Commissioner Precinct 1

Jerry Gaskin

 Jerry Gaskin, Commissioner Precinct 2

Mike Simmons

 Mike Simmons, Commissioner Precinct 3

Russell Acker


 Russell Acker, Commissioner Precinct 4

Terri Sellars

 Terri Sellars, Auditor

ATTEST *Kelley Price*

 Kelley Price, County Clerk




**WOOD COUNTY, TEXAS
 RECAP OF FUNDS BY BANK ACCOUNTS
 FOR THE YEAR-TO-DATE ENDING APRIL 30, 2017**

Fund	Beginning Cash Balance	Y-T-D Receipts	Y-T-D Disbursements	Transfers	Ending Balance	BankTexas Quitman	-----Allocation of Cash-----			Total Cash
							BankTexas CDARS	Non-Depository Banks	TexPool	
200 Road & Bridge CD Restricted	\$ 26,309.91	\$ 153.19	\$ -	\$ -	\$ 26,463.10	\$26,463.10	\$0.00	\$0.00	\$0.00	\$26,463.10
233 Sheriff Forfeiture Funds	3,201.53	1,937.88	(1,000.00)	-	4,139.41	4,139.41				4,139.41
401 Texas Comm. Dev. Program	-	109,851.65	(109,851.65)	-	0.00	0.00	0.00	0.00	0.00	0.00
601 Interest and Sinking	58,335.61	774.70	-	-	59,110.31	22,932.53	0.00	0.00	36,177.78	59,110.31
890 Pooled Funds	3,395,451.19	20,018,651.95	(13,395,784.02)	5,709,787.86	15,728,106.98	15,224,285.93	0.00	0.00	503,821.05	15,728,106.98
890 Pooled CDs	20,050,316.03	104,012.67	-	(5,709,787.86)	14,444,540.84	2,323,986.11	11,380,883.12	739,671.61	0.00	14,444,540.84
895 Health Plan Fund	522,574.32	1,507,404.96	(1,419,503.34)	(428,980.32)	181,495.62	180,342.04	0.00	0.00	1,153.58	181,495.62
895 Health Plan Fund MMKT	-	286.67	-	505,000.00	505,286.67	505,286.67	0.00	0.00	0.00	505,286.67
895 Health Plan CDs	1,206,243.57	6,916.71	-	(76,019.68)	1,137,140.60	928,602.31	208,538.29	0.00	0.00	1,137,140.60
898 Flex Savings Clearing	9,703.81	25,428.40	(25,619.01)	-	9,513.20	9,513.20	0.00	0.00	0.00	9,513.20
District Clerk Clearing	25,812.84	213,855.82	(212,652.49)	-	27,016.17	27,016.17	0.00	0.00	0.00	27,016.17
JP1 Clearing Account	19,094.75	144,750.19	(138,356.04)	-	25,488.90	25,488.90	0.00	0.00	0.00	25,488.90
JP2 Clearing Account	15,143.16	83,918.62	(91,202.78)	-	7,859.00	7,859.00	0.00	0.00	0.00	7,859.00
JP3 Clearing Account	15,317.60	149,396.73	(149,047.09)	-	15,667.24	15,667.24	0.00	0.00	0.00	15,667.24
JP4 Clearing Account	6,841.50	58,602.83	(59,044.78)	-	6,399.55	6,399.55	0.00	0.00	0.00	6,399.55
RV Park Clearing Account	271.00	10,484.00	(10,755.00)	-	0.00	0.00	0.00	0.00	0.00	0.00
Treasurer's Credit Card	-	461.50	(461.50)	-	0.00	0.00	0.00	0.00	0.00	0.00
999 USVSWMD CD Restricted*	<u>12,628.75</u>	<u>73.53</u>	<u>0.00</u>	<u>0.00</u>	<u>12,702.28</u>	<u>12,702.28</u>	<u>0.00</u>	<u>0.00</u>	<u>0.00</u>	<u>12,702.28</u>
Grand Total	<u>\$25,367,245.57</u>	<u>\$22,436,962.00</u>	<u>\$ (15,613,277.70)</u>	<u>0.00</u>	<u>\$32,190,929.87</u>	<u>\$ 19,320,684.44</u>	<u>\$ 11,589,421.41</u>	<u>\$ 739,671.61</u>	<u>\$ 541,152.41</u>	<u>\$ 32,190,929.87</u>

*Non-County Funds

WOOD COUNTY, TEXAS
INVESTMENT ACTIVITY FOR APRIL 30, 2017

04/30/2017																
CD ID	Description	Bank	Acct	Maturity Date	Original Principal	Prior Balance		Purchases/Deposits	Interest Credited	Withdrawals	Current Balance		This Month's		Accumulated	
						03/31/2017					04/30/2017	Unpaid Interest	Unpaid Interest			
16	*7485 DPC 12 MONTH	BTH	DPC	11/10/2017	\$ 500,000.00	\$ 520,570.02		\$ 442.13			\$ 521,012.15	\$ 299.76	\$ 299.76			
17	*7507 DPC 12 MONTH	BTH	DPC	11/10/2017	250,000.00	260,285.04		221.06			260,506.10	149.88	149.88			
18	*7523 HP 12 MONTH	BTH	HP	11/10/2017	75,000.00	78,085.46		66.32			78,151.78	44.96	44.96			
58	*182 DPC 365 DAY	CNB	DPC	10/15/2017	124,200.00	124,372.22		168.67			124,540.89	30.02	30.02			
59	*183 DPC 365 DAY	CNB	DPC	10/15/2017	124,200.00	124,372.22		168.67			124,540.89	30.02	30.02			
60	*884 DPC 365 DAY	FNBW	DPC	10/16/2017	117,500.00	120,794.92		193.76			120,988.68	32.32	32.32			
61	*885 DPC 365 DAY	FNBW	DPC	10/16/2017	117,500.00	120,794.92		193.76			120,988.68	32.32	32.32			
96	*4149 365 DAY	BTH	DPC	12/31/2017	500,000.00	510,899.76		419.92			511,319.68	14.00	14.00			
97	*4160 365 DAY	BTH	HP	12/31/2017	127,500.00	130,279.43		107.08			130,386.51	3.57	3.57			
123	CD 24 month	BTH	DPC	08/13/2017	500,000.00	515,071.01		503.08			515,574.09	292.39	292.39			
124	CD 24 month	BTH	DPC	08/13/2017	500,000.00	515,071.01		503.08			515,574.09	292.39	292.39			
146	CDARS 104 Week	BTH	DPC	04/13/2017	402,251.00	411,428.33		155.58	(411,583.91)	0.00	0.00	0.00	0.00			
149	CDARS 104 Week	BTH	DPC	06/01/2017	402,252.00	410,794.68		388.46			411,183.14	0.00	0.00			
154	CDARS 104 Week	BTH	DPC	08/03/2017	705,002.00	718,546.63		679.48			719,226.11	0.00	0.00			
156	CDARS 104 Week	BTH	DPC	08/10/2017	402,505.00	410,080.43		384.42			410,464.85	0.00	0.00			
162	CDARS 104 Week	BTH	DPC	10/12/2017	402,507.00	409,276.33		383.65			409,659.98	0.00	0.00			
163	CDARS 104 Week	BTH	HP	10/19/2017	101,000.00	102,676.16		96.25			102,772.41	0.00	0.00			
167E	CDARS 30 Month	BTH	DPC	05/24/2018	515,000.00	523,587.21		663.14			524,250.35	0.00	0.00			
168	CDARS 104 Week	BTH	HP	11/24/2017	101,001.00	102,368.80		84.17			102,452.97	0.00	0.00			
170	CDARS 104 Week	BTH	DPC	01/11/2018	405,500.00	410,451.41		337.48			410,788.89	0.00	0.00			
171D & 171E	CDARS 30 Month	BTH	DPC	07/19/2018	620,000.00	629,824.95		837.07			630,662.02	0.00	0.00			
172D & 172E	CDARS 30 Month	BTH	DPC	07/19/2018	260,000.00	264,120.12		351.03			264,471.15	0.00	0.00			
173D & 173E	CDARS 30 Month	BTH	DPC	07/26/2018	415,000.00	421,451.05		545.58			421,996.63	0.00	0.00			
174D & 174E	CDARS 30 Month	BTH	DPC	07/26/2018	415,001.00	421,452.06		545.58			421,997.64	0.00	0.00			
175D & 175E	CDARS 30 Month	BTH	DPC	07/26/2018	415,002.00	421,453.08		545.58			421,998.66	0.00	0.00			
179C	CDARS 30 Month	BTH	DPC	09/06/2018	405,502.00	411,551.08		534.80			412,085.88	0.00	0.00			
180	*249 DPC 182 DAY	PROS	DPC	09/04/2016	247,500.00	248,612.47		0.00			248,612.47	85.82	177.77			
181C	CDARS 30 Month	BTH	HP	09/07/2018	260,000.00	263,131.12		333.26			263,464.38	0.00	0.00			
182	CDARS 13 Month	BTH	DPC	06/01/2017	710,005.00	715,499.04		500.04			715,999.08	0.00	0.00			
183	CDARS 104 Week	BTH	DPC	05/03/2018	407,252.00	410,961.90		337.91			411,299.81	0.00	0.00			
184	CDARS 13 Month	BTH	HP	06/01/2017	108,000.00	108,835.72		76.06			108,911.78	0.00	0.00			
185	CDARS 13 Month	BTH	HP	07/16/2017	109,000.00	109,736.04		76.69			109,812.73	0.00	0.00			
186	CDARS 13 Month	BTH	DPC	07/16/2017	710,006.00	714,800.52		499.56			715,300.08	0.00	0.00			
187	CDARS 13 Month	BTH	DPC	08/05/2017	405,503.00	408,041.70		285.17			408,326.87	0.00	0.00			
188	CDARS 13 Month	BTH	HP	08/25/2017	110,000.00	110,634.55		77.32			110,711.87	0.00	0.00			
189	CDARS 13 Month	BTH	DPC	09/21/2017	710,001.00	713,631.27		498.74			714,130.01	0.00	0.00			
190	CDARS 52 Week	BTH	DPC	08/24/2017	710,002.00	712,733.59		375.00			713,108.59	0.00	0.00			
191	CDARS 13 Month	BTH	DPC	09/28/2017	710,003.00	713,516.96		498.65			714,015.61	0.00	0.00			
192	CDARS 13 Month	BTH	DPC	10/05/2017	710,004.00	713,401.64		498.59			713,900.23	0.00	0.00			
193	CDARS 13 Month	BTH	DPC	10/12/2017	405,504.00	407,378.08		284.70			407,662.78	0.00	0.00			
194B	CDARS 30 Month	BTH	DPC	03/21/2019	405,504.00	408,354.76		0.00			408,354.76	530.84	689.95			
195	CDARS 13 Month	BTH	HP	12/22/2017	130,000.00	130,385.05		91.12			130,476.17	0.00	0.00			
Restricted	RB CD *1703 RRC	BTH*	DPC	03/26/2018	25,000.00	26,440.64		22.46			26,463.10	4.33	4.33			
Restricted	USV CD *1639 TCEQ	BTH*	DPC	03/25/2018	12,000.00	12,691.50		10.78			12,702.28	2.43	2.43			
Total CDs					\$ 15,788,707.00	\$ 16,018,444.88	\$ -	\$ 13,985.85	\$ (411,583.91)	\$ 15,620,846.82	\$ 1,845.05	\$ 2,096.11				
TEXPOOL					WAM	212		(0.00)		(0.00)						
Deposit Pooled Cash		TxP	DPC			\$ 503,526.31	\$ -	\$ 294.74	\$ -	\$ 503,821.05	n/a	n/a				
Interest & Sinking		TxP	I&S			36,156.61		19.14		36,175.75	n/a	n/a				
Health Plan		TxP	HP			1,152.98		0.62		1,153.60	n/a	n/a				
Total Pools						\$ 540,835.90	\$ -	\$ 314.50	\$ -	\$ 541,150.40						
Money Market Account																
Deposit Pooled Account		BTH	DPC			625,656.51		667.39	(441.66)	625,882.24						
Health Plan Account		BTH	HP			0.00	505,000.00	286.67	0.00	505,286.67	n/a	n/a				
Total Money Market Accounts						625,656.51	505,000.00	954.06	(441.66)	1,131,168.91						
Insured Cash Sweeps Accounts																
Deposit Pooled Cash		BTH*	Daily	n/a		\$ 12,727,896.78	\$ 1,388,651.91	\$ 11,048.23	\$ (715,245.99)	\$ 13,412,350.93	n/a	n/a				
Accounts Payable Cash		BTH*	Daily	n/a		914,774.02	381,261.46	725.95	(547,509.40)	749,252.03	n/a	n/a				
Payroll Cash		BTH*	Daily	n/a		1,004,131.95	390,624.55	692.22	(920,839.34)	474,609.38	n/a	n/a				
Health Plan		BTH*	Daily	n/a		657,041.29	197,542.33	342.62	(696,628.55)	158,297.69	n/a	n/a				
Total Sweeps						\$ 15,303,844.04	\$ 2,358,080.25	\$ 12,809.02	\$ (2,880,223.28)	\$ 14,794,510.03						
Total Investments					Total WAM days	205	\$ 32,488,781.33	\$ 2,863,080.25	\$ 28,063.43	\$ (3,292,248.85)	\$ 32,087,676.16	\$ 1,845.05	\$ 2,096.11			

		Investments By Type	
		BT - Traditional CD	\$ 2,532,524.40 7.89%
		BT - CDARS	12,309,485.43 38.36%
		Non-Depository CD	739,671.61 2.31%
		BT-Restricted CD	39,165.38 0.12%
		BT-ICS *	14,794,510.03 46.11%
		Money Market Accts	1,131,168.91 3.53%
		Pools	541,150.40 1.69%
		Total	\$ 32,087,676.16 100.00%
			0.00
		* Does not include in-transit items which can be either positive or negative.	
Note	BT* - BankTexas is the county's placement bank for both CDARS and ICS accounts into other FDIC covered banks. For bank details use Supplement Investment Schedule.		
I hereby submit the above report in addition to attached Supplement Investment Schedule as the written report of investment transactions for all invested funds held by Wood County Treasurer for period shown above and certify that these investments are in compliance with the local investment policy and Public Funds Investment Act.			
			
	Becky S. Burford, Wood County Treasurer Wood County Investment Officer		

WOOD COUNTY, TEXAS
Supplement Investment Schedule
Summary of FDIC-Insured Institutions
Outside of Depository Bank

04/30/2017

macfatridge

Bank	Location	Balance	Reference	Recap By Type	Totals
City National Bank	Quitman, TX	\$ 249,081.78	CD 58& 59	Local CD	\$ 739,871.61
First National Bank-Winnsboro, TX	Winnsboro, TX	241,977.36	CD 60& 61	Insured Cash Sweeps	14,794,510.03
Prosperity Bank	Winnsboro, TX	248,612.47	CD #180	CDARS	12,309,485.43
Bank of Blue Valley	Overland Park, KS	165,854.47	CDARS#149		\$ 27,843,667.07
The Citizens National Bank of Bluffton	Bluffton, OH	245,328.67	CDARS#149		
Capital Bank	Miami, FL	242,291.80	CDARS#154		
EverBank	Jacksonville, FL	53,197.74	CDARS#154		
MB Financial Bank, N.A.	Chicago, IL	242,291.80	CDARS#154		
The Union Bank Company	Columbus Grove, OH	181,444.77	CDARS#154		
Iberiabank	Lafayette, LA	168,268.11	CDARS#156		
Merrick Bank	South Jordan, UT	242,196.74	CDARS#156		
Crestmark Bank	Troy, MI	25,962.31	CDARS#162		
First Bank of Berne	Berne, IN	139,432.60	CDARS#162		
WestBanco Bank, Inc.	Wheeling, WV	244,265.07	CDARS#162		
First Community Bank-Batesville	Batesville, AK	102,772.41	CDARS#163		
First Security Bank	Machinaw, IL	5,220.13	CDARS#167E		
Northern Bank & Trust Company	Woburn, MA	97,975.31	CDARS#167E		
The Camden National Bank	Camden, ME	249,203.45	CDARS#167E		
The PrivateBank and Trust Comp	Chicago, IL	171,851.46	CDARS#167E		
Morris Bank	Dublin, GA	102,452.97	CDARS#168		
Bank of Blue Valley	Overland Park, KS	50,652.15	CDARS#170		
Business First Bank	Baton Rouge, LA	42,023.50	CDARS#170		
Landmark Bank, National Associat	Columbia, MO	216,284.66	CDARS#170		
WashingtonFirst Bank	Reston, VA	101,828.58	CDARS#170		
Bank of the Cascades		133,402.84	CDARS#171E		
Bank Hapoalim, B.M.		248,629.59	CDARS#171E		
Franklin Synergy Bank	Franklin, TN	248,629.59	CDARS#171E		
American National Bank & Trust Co.		59,027.89	CDARS#172E		
Bank of the Cascades		115,226.75	CDARS#172E		
Bank of America, N. A.		90,216.51	CDARS#172E		
Androscoggin Savings Bank		146,191.41	CDARS#173E		
Magnolia Bank, Incorporate		29,782.83	CDARS#173E		
TriState Capital Bank		246,022.39	CDARS#173E		
Lincoln Savings Bank		174,450.71	CDARS#174E		
Signature Bank		247,546.93	CDARS#174E		
Adroscoggin Savings Bank		101,355.51	CDARS#175E		
Great Southern Bank		247,546.93	CDARS#175D		
Lincoln Savings Bank		73,096.22	CDARS#175D		
Northern Bank & Trust Company		50,300.28	CDARS#179D		
The Bank of Edwardsville		249,070.77	CDARS#179D		
Xenith		112,714.83	CDARS#179D		
EverBank	Jacksonville, FL	186,043.81	CDARS#181C		
The PrivateBank and Trust Comp	Chicago, IL	77,420.57	CDARS#181C		
Customers Bank	Wyomissing, PA	245,555.68	CDARS#182		
East West Bank	Pasadena, CA	170,900.69	CDARS#182		
Legacy Bank	Wiley, Co	162,898.76	CDARS#182		
The First National Bank of Syracu	Syracuse, KS	136,843.95	CDARS#182		
BankFirst	Norfolk, NE	94,687.87	CDARS#183		
Citizens Savings Bank and Trust C	Nashville, TX	76,751.35	CDARS#183		
First Western Trust Bank	Denver, CO	239,860.59	CDARS#183		
The First National Bank of Syracu	Syracuse, KS	108,911.78	CDARS#184		
Optima Bank & Trust Company	Portsmouth, NH	109,812.73	CDARS#185		
Banterra Bank	Marion, IL	245,315.64	CDARS#186		
First Bank of Highland Park	Highland Park, Il	102,917.60	CDARS#186		
Optima Bank & Trust Company	Portsmouth, NH	135,502.89	CDARS#186		
Transportation Alliance Bank, Inc.	Ogden, UT	231,563.95	CDARS#186		
Colony Bank	Fitzgerald, GA	242,678.29	CDARS#187		
KS StateBank	Manhattan, KS	8,156.06	CDARS#187		
West Bank	West Des Moines, IA	157,492.52	CDARS#187		
Central Valley Community Bank	Fresno, CA	110,711.87	CDARS#188		
Amarillo National Bank	Amarillo, TX	244,916.07	CDARS#189		
LegacyTexas Bank	Plano, TX	20,617.22	CDARS#189		
Liberty Bank and Trust Company	New Orleans, LA	7,408.36	CDARS#189		
Southern States Bank	Anniston, AL	244,916.07	CDARS#189		
SpiritBank	Tulsa, OK	196,272.27	CDARS#189		
First Capital Bank of Texas, N.A.	Midland, TX	244,565.43	CDARS#190		
Isreal Discount Bank of New York	New York, NY	244,565.43	CDARS#190		
LegacyTexas Bank	Plano, TX	223,977.73	CDARS#190		
Bank Independent	Sheffield, AL	244,876.14	CDARS#191		
Crestmark Bank	Troy, MI	215,703.21	CDARS#191		
EagleBank	Bethesda, MD	199,121.02	CDARS#191		
Lewis & Clark Bank	Oregon City, OR	54,315.24	CDARS#191		
First Community Bank	Chatom, AL	247,349.95	CDARS#192		
First National Bank of North Arkas	Berryville, AR	219,200.33	CDARS#192		
Progress Bank and Trust	Huntsville, AL	247,349.95	CDARS#192		
BNC National Bank	Glendale, AZ	162,866.45	CDARS#193		
Old Line Bank	Bowie, MD	244,796.33	CDARS#193		
Bank of America	Charlotte, NC	158,330.51	CDARS#194B		
Mechanics & Farmers Bank	Omaha, NE	248,500.00	CDARS#194B		
TriState Capital Bank		1,524.25	CDARS#194B		
Cedar Rapids Bank and Trust Co	Cedar Rapids, IA	130,476.17	CDARS#195		
3931 Alerus Financiai, N. A.	Grand Forks, ND	11.83	ICS-DPC		
33450 Arbor Bank	Nebraska City, NE	103.76	ICS-DPC		
45826 Atlantic Coast Bank	Jacksonville, FL	168,236.65	ICS-DPC		

WOOD COUNTY, TEXAS
Supplement Investment Schedule
Summary of FDIC-Insured Institutions
Outside of Depository Bank

04/30/2017

Bank	Location	Balance	Reference	Recap By Type	Totals
macfatridge					
4214 BOKF, National Association	Tulsa, OK	245,193.66	ICS-DPC		
16243 Bank of Eastern Oregon	Hepper, OR	245,193.65	ICS-DPC		
18012 Bank of New Hampshire	Laconia, NH	245,205.48	ICS-DPC		
19506 Bank of Springfield	Springfield, IL	245,193.65	ICS-DPC		
15136 Bank of Wisconsin Dells	Wisconsin Dells, WI	245,129.39	ICS-DPC		
Bofi Federal Bank	San Diego, CA	245,165.98	ICS-DPC		
Bremer Bank, National Association	South St. Paul, MN	2.68	ICS-DPC		
57997 Bryant Bank	Tuscaloosa, AL	245,193.65	ICS-DPC		
11578 Burke & Herbert Bank & Trust Co.	Alexandria, VA	245,205.48	ICS-DPC		
Cadence Bank, N.A.	Birmingham, AL	245,205.48	ICS-DPC		
58823 CapStar Bank	Nashville, TN	73,613.63	ICS-DPC		
58432 Carolina Alliance Bank	Spartanburg, SC	4.99	ICS-DPC		
12854 Centier Bank	Merriville, IN	245,193.65	ICS-DPC		
7356 Champlain National Bank	Elizabethtown, NY	61.03	ICS-DPC		
22683 CoBiz Bank	Denver, CO	11.83	ICS-DPC		
10146 Commonwealth Bank and Trust Co	Louisville, KY	11.83	ICS-DPC		
29839 Crossroads Bank	Wabash, IN	245,205.48	ICS-DPC		
11584 EVB	Tappahannock, VA	11.83	ICS-DPC		
31485 Equitable Bank	Grans Island, NE	11.83	ICS-DPC		
9378 F & C Bank	Holden, MO	11.83	ICS-DPC		
8405 F&M Trust Co. of Chambersburg	Chambersburg, PA	11.82	ICS-DPC		
30895 Fidelity Bank	Witchita, KS	245,193.65	ICS-DPC		
39845 First Federal Bank of the Midwest	Defiance, OH	245,205.48	ICS-DPC		
58874 First Green Bank	Orlando, FL	245,193.65	ICS-DPC		
10248 First International Bank & Trust	Watford City, ND	245,193.65	ICS-DPC		
14712 First National Bank of Fort Pierre	Fort Pierre, SD	245,193.65	ICS-DPC		
5452 First National Bank of Omaha	Omaha, NE	245,205.48	ICS-DPC		
7888 First National Bank of Pennsylvania	Greenville, PA	245,100.11	ICS-DPC		
4062 First Natl Bank & Tr Co.	Chickasha, OK	245,193.65	ICS-DPC		
4977 First Tennessee Bank, NA	Memphis, TN	53.65	ICS-DPC		
4857 First United Bank & Trust	Oakland, MD	11.82	ICS-DPC		
17951 Franklin Savings Bank	Franklin, NH	245,193.65	ICS-DPC		
15545 Frontier Bank	Omaha, NE	163.22	ICS-DPC		
15289 Great Western Bank	Watford City, ND	245,205.48	ICS-DPC		
18740 Heartland Bank	Geneva, NE	245,205.48	ICS-DPC		
14073 Hillsdale County National Bank	Hillsdale, MI	245,205.48	ICS-DPC		
28094 Home Bank, N.A.	Lafayette, LA	245,205.48	ICS-DPC		
3076 Independent Bank-McKinney	McKinney, TX	245,205.48	ICS-DPC		
3664 Illinois National Bank	Springfield, IL	245,205.48	ICS-DPC		
12874 Katahdin Trust Company	Patten ME	245,193.65	ICS-DPC		
14913 Lakestone Bank & Trust	Lapeer, MI	245,193.65	ICS-DPC		
11522 Liberty National Bank	Lawton, OK	245,193.65	ICS-DPC		
10667 Maybrey Bank	Bixby, OK	19.87	ICS-DPC		
19531 Machias Savings Bank	Machias, ME	245,193.65	ICS-DPC		
18618 Manufacturers Bank	Los Angeles, CA	16,084.95	ICS-DPC		
18013 Mascoma Savings Bank	Lebanon, NH	245,205.48	ICS-DPC		
8866 Merchants Bank, National Association	Winona, MN	11.83	ICS-DPC		
8056 Merchants Bank of Indiana	Carmel IN	11.82	ICS-DPC		
22346 Metropolitan Bank	Crystal Springs, MS	245,205.48	ICS-DPC		
4063 MidFirst Bank	Oklahoma City, OK	245,144.35	ICS-DPC		
1058 Midwest BankCentre	St. Louis, MO	245,205.48	ICS-DPC		
18429 Morton Community Bank	Morton, IL	245,049.75	ICS-DPC		
58115 Oakstar Bank	Springfield, MO	245,130.44	ICS-DPC		
28866 Oritani Bank	Township of Washington, NJ	11.83	ICS-DPC		
58415 Pacific Enterprise Bank	Irvine, CA	11.83	ICS-DPC		
14134 Passumpsic Savings Bank	St. Johnsbury, VT	245,193.65	ICS-DPC		
57497 Pathfinder Bank	Oswego, NY	245,205.48	ICS-DPC		
33867 Quad City Bank and Trust Company	Bettendorf, IA	245,205.48	ICS-DPC		
23627 Republic Bank & Trust Company	Louisville, KY	11.83	ICS-DPC		
19772 River Valley Bank	Waukesha, WI	245,205.48	ICS-DPC		
12258 Southwest Capital Bank	Albuquerque, NM	11.82	ICS-DPC		
28332 Southern Bank	Poplar Bluff MO	245,205.48	ICS-DPC		
30337 Sterling National Bank	Montebello, NY	245,205.48	ICS-DPC		
18561 Sunrise Banks	St. Paul, MN	11.83	ICS-DPC		
58142 The Bank of River Oaks	Houston, TX	245,205.48	ICS-DPC		
6976 The Bridgehampton National Bank	Bridgehampton, NY	245,205.48	ICS-DPC		
5969 The Farmers & Merchants State Bank	Achbold, OH	245,205.48	ICS-DPC		
5307 The First National Bank - Fox Vall	Neehan, WI	158,644.32	ICS-DPC		
6528 The First National Bank of Bellevue	Bellevue, OH	245,193.65	ICS-DPC		
34217 The First, A Natl Banking Association	Hattiesburg, MS	245,193.65	ICS-DPC		
16664 The Paducah Bank and Trust Company	Paducah, KY	11.83	ICS-DPC		
19608 The Park Bank	Madison, WI	11.83	ICS-DPC		
6653 The Park National Bank	Newark, OH	245,205.48	ICS-DPC		
13421 Union Bank & Trust	Lincoln, NE	245,193.65	ICS-DPC		
22858 United Bank - Fairfax	Fairfax, WA	245,205.48	ICS-DPC		
6784 United Bank - Parkersburg	Parkersburg, WV	245,193.65	ICS-DPC		
29566 United Fidelity Bank	Evansville, IN	100.23	ICS-DPC		
10958 United Prairie Bank	Mountain Lake, MN	11.83	ICS-DPC		
23737 Valley National Bank	Tulsa, OK	245,193.65	ICS-DPC		
19850 West Gate Bank	Lincoln, NE	11.83	ICS-DPC		
57512 Western Alliance Bank	Lincoln, NE	245,101.71	ICS-DPC		
18031 Woodsville Guaranty Saving Bank	Woodsville, NH	11.83	ICS-DPC		
110 Bank of the Ozarks	Little Rock, AR	245,205.48	ICS-AP		
12923 Bremer Bank, National Association	South St. Paul, MN	245,202.80	ICS-AP		
58823 CapStar Bank	Nashville, TN	13,564.25	ICS-AP		

WOOD COUNTY, TEXAS
Supplement Investment Schedule
Summary of FDIC-Insured Institutions
Outside of Depository Bank

04/30/2017

macfstridge

Bank	Location	Balance	Reference	Recap By Type	Totals
7888 First National Bank of Pennsylvania	Greenville, PA	22.93	ICS-AP		
35583 Pinnacle Bank	Nashville, TN	245,205.48	ICS-AP		
5307 The First National Bank - Fox Valley	Neenah, WI	40.41	ICS-AP		
57512 Western Alliance Bank	Phoenix, AZ	10.68	ICS-AP		
35525 Atlantic Capital Bank, NA	Chattanooga, TN	54.08	ICS-HP		
58823 CapStar Bank	Nashville, TN	158,026.25	ICS-HP		
14264 Cornhusker Bank	Lincoln, NE	11.82	ICS-HP		
First National Bank of Pennsylvania	Greenville, PA	37.50	ICS-HP		
15545 Frontier Bank	Omaha, NE	7.25	ICS-HP		
10667 Maybrey Bank	Bixby, OK	48.07	ICS-HP		
The First National Bank - Fox Valley	Neenah, WI	91.70	ICS-HP		
57512 Western Alliance Bank	Phoenix, AZ	21.02	ICS-HP		
58823 CapStar Bank	Nashville, TN	1.34	ICS-PAY		
11241 Centennial Bank	Conway, AR	245,204.20	ICS-PAY		
30903 Community Bank of the Chesapeake	Waldorf, MD	11.82	ICS-PAY		
7888 First National Bank of Pennsylvania	Greenville, PA	44.93	ICS-PAY		
18618 Manufacturers Bank	Los Angeles, CA	229,119.31	ICS-PAY		
18429 Morton Community Bank	Morton, IL	155.73	ICS-PAY		
57512 Western Alliance Bank	Phoenix, AZ	72.05	ICS-PAY		

\$ 27,843,667.07

SECURITIES PLEDGED TO WOOD COUNTY, TEXAS
Report as of APRIL 30, 2017

ID	Pledge Date	Description	CUSIP	Maturity Date	Current Par	Market Value 31-Mar-17	Market Value 30-Apr-17
	06/18/2012	Decatur, TX	243320GE2	Released 04/17	0	155,238	0
	02/02/2015	Hallsville	406342AD7	Released 04/17	0	125,783	0
	01/05/2015	Mequite ISD-Sch Bldg	59079594C7	Released 04/17	0	158,672	0
	02/07/2013	Waco TX ISD	929845RP2	8/15/19	145,000	151,284	151,544
	12/30/2014	Mineola, TX	602771JG3	9/1/19	165,000	176,581	176,738
	02/07/2013	Anahuac TX ISD	032645CZ4	2/15/20	100,000	108,822	109,192
	02/07/2013	Angelina Cnty TX	034717KW7	2/15/20	155,000	156,367	157,226
	02/07/2013	Arlington TX ISD	041826XC7	2/15/20	100,000	105,230	105,392
	12/30/2014	Diboll CTFS OBLIGA	252867KU9	2/15/20	80,000	81,376	81,799
	02/07/2013	Ector TX ISD	279272CQ9	2/15/20	110,000	115,038	115,570
	02/07/2013	Jasper TX ISD	471844HP8	2/15/20	105,000	112,977	113,444
	12/30/2014	Ennis CTFS OBLIG	293425VN1	8/1/20	100,000	104,022	104,635
	02/01/2013	Sanger TX	800876DH4	8/1/20	100,000	104,800	105,052
	01/05/2015	Beeville-CTFS	077131JG6	8/15/20	70,000	70,825	71,342
	02/06/2013	Keller TX	487684U91	8/15/20	140,000	141,030	140,893
	02/01/2013	Lone Oak TX ISD	542218GA4	8/15/20	195,000	197,945	199,376
	12/31/2014	Sulphur Springs-Ref TX	865525QZ5	9/1/20	180,000	180,153	181,447
	12/31/2014	Upton CO-Ref TX	916813AY4	2/1/21	100,000	101,975	102,860
	12/31/2014	Arlington ISD Bldg	041826XP8	2/5/21	150,000	161,556	161,724
	12/31/2014	EI Campo ISD	282783FP9	2/15/21	175,000	183,293	184,928
	02/06/2013	Jasper TX ISD	471844HQ6	2/15/21	105,000	115,160	116,062
	02/09/2013	Ferris TX	31569CT3	3/1/21	105,000	109,931	110,103
	12/31/2014	Caldwell Cnty	129006FH0	8/1/21	60,000	62,405	62,662
	12/31/2014	Beeville-CTFS	077131JH4	8/15/21	70,000	72,011	72,793
	12/31/2014	Krum TX	501080DZ5	8/15/21	100,000	109,846	111,766
	12/31/2014	Celina-CTFS OBLG	151141MH8	9/1/21	70,000	73,202	73,899
	02/07/2013	West Univ Place TX	956398QW4	2/1/22	100,000	106,911	107,403
	02/07/2013	Japser TX ISD	471844HR4	2/15/22	110,000	122,430	124,132
	02/07/2013	Ferris TX	315669CU0	3/1/22	110,000	114,967	115,150
	12/31/2014	Lake Jackson Wtr/SWR	510066NW9	4/15/23	100,000	102,763	104,366
	08/03/2015	N Tex Wtr Incrpt	662842JD6	Released 04/17		210,316	0
	08/03/2015	Nursery ISD SC	67058DBK6	8/15/23	160,000	166,558	170,131
	12/31/2014	Washington Jr. Clg	938688TG3	10/1/23	100,000	108,158	109,097
	11/05/2015	FNMA 10YR	31418A6V5	2/1/24	3,049,463	1,495,643	1,469,058
	12/31/2014	Watauga-CTFS	941097PA9	2/1/24	100,000	101,356	103,386
	12/31/2014	Belton ISD	081077WG0	2/15/24	100,000	102,490	103,117
		NE TX Cmnty Clg	6643788EE5	4/1/24	175,000	185,932	188,547
	12/31/2014	Beeville-CTFS	077131JM3	8/15/25	155,000	165,067	169,119
	12/31/2014	Watauga-CTFS	941097PE1	2/1/28	105,000	108,383	110,169
	07/01/2016	Bowie ISD	102529HM9	8/15/30	405,000	401,007	413,400
	01/25/2017	FHLMC Conv	3132LKA34	Released 04/17		3,480,226	\$0
	11/04/2016	FNMA Other	3138EQM22	Released 04/17		\$3,696,883	\$0
	04/28/2017	Arlington ISD Bldg	41826S90	02/15/2035	415,000	\$0	\$441,593
					\$7,864,463	\$14,010,222	\$6,539,115

0 0 0

Total BankTexas Account Balances as of report date: \$ 6,291,972 \$ 6,523,061

222.67% 100.25%

NOTE: FDIC insurance coverage is in addition to listed securities.