

WOOD COUNTY, TEXAS  
COMBINED STATEMENT OF CASH ACCOUNTS ACTIVITY  
FOR THE MONTH ENDING APRIL 30, 2021

FUND CODE	FUND NAME	REVISED		TRANSFER IN/OUT	CASH BALANCE
		CASH BALANCE 3/31/2021	RECEIPTS		
<b>BUDGETED FUNDS</b>					
<b>OPERATING FUNDS</b>					
100	General	\$ 24,236,689.61	\$ 1,213,306.22	\$ (1,276,555.41)	\$ 24,184,811.36
200	Road and Bridge Fund	6,189,828.07	273,128.30	(709,088.89)	6,453,845.54
270	Tobacco Settlement Fund	105,613.97	8,622.31	0.00	114,456.28
	Total Operating Funds	\$ 30,532,111.65	\$ 1,495,256.83	\$ (1,985,654.30)	\$ 30,052,893.18
<b>SPECIAL REVENUE FUNDS</b>					
230	CC-Records Mgmt. & Preservation	798,007.77	14,570.72	(7,098.63)	805,479.86
231	General	44,233.33	1,235.94	(54.85)	45,414.32
232	CC-Records Archive Fee	638,487.32	13,830.92	0.00	652,068.44
234	Courthouse Security	68,811.63	2,912.02	(109.90)	69,883.75
235	Hotel and Motel Tax	302,879.53	6,201.32	(6,464.55)	302,616.30
236	Child Welfare	604.79	360.35	0.00	965.14
238	Crime Victims Services	5,790.29	2.69	0.00	5,792.95
239	Justice Court Technology	62,938.41	865.08	(865.00)	62,938.49
240	DC-Records Mgmt. & Preservation	24,051.35	466.65	0.00	24,538.00
241	JP Building Security Fee	5,086.88	241.44	0.00	5,338.32
242	Elections Special	40.37	0.00	0.00	40.37
243	Guardianship	87,036.23	890.73	0.00	87,926.96
244	CC-Technology	65,990.64	890.73	0.00	66,881.37
245	DC-Technology	8,706.85	75.33	0.00	8,782.18
246	DC-Records Archive Fee	22,744.55	323.95	0.00	23,068.50
247	DC-CT Records Preservation	(7,426.91)	541.71	0.00	(6,885.20)
260	Law Library	35,748.22	147.18	0.00	35,895.40
305	Constable Forfeiture	79,350.61	2,387.58	0.00	81,738.19
402	Election - CAKES Grant	1,579.03	0.71	0.00	1,579.74
	Total Special Revenue Funds	\$ 2,244,393.02	\$ 44,914.79	\$ (14,593.03)	\$ 2,272,964.78
<b>OTHER FUNDS</b>					
250	Right of Way	879,566.95	442.59	0.00	880,009.54
281	Community Supervision & Cor.	293,656.93	34,738.66	(40,210.46)	288,185.13
280	Juvenile Probation Department	25,649.16	20,401.00	(18,808.81)	27,241.35
892	Historical Commission	57,287.49	28.50	(471.40)	56,842.59
	Total Other Funds	\$ 1,256,160.53	\$ 55,608.75	\$ (59,490.67)	\$ 1,252,278.61
<b>TOTAL BUDGETED FUNDS</b>					
		\$ 34,032,695.20	\$ 1,595,780.37	\$ (2,059,738.09)	\$ 33,578,136.57
<b>NON-BUDGETED AND NON-COUNTY FUNDS</b>					
880	Treasurer's State Fees	64,827.99	44,861.52	(100,210.52)	9,478.99
891	Payroll Fund	395,380.19	0.00	(385,415.07)	9,965.12
999	Upper Sabine Valley Waste Mgmt	0.00	0.00	0.00	0.00
	Total Non-Budgeted Funds	\$ 450,218.18	\$ 44,861.52	\$ (485,625.59)	\$ (9,429.09)
<b>TOTAL NON-BUDGETED FUNDS</b>					
		\$ 34,482,883.38	\$ 1,640,641.89	\$ (2,545,363.68)	\$ 33,578,161.59
<b>CASH IN BANK - POOLED CASH ACCOUNTS</b>					
890	AP Pooled Cash	1,493,444.17	47.21	(992,146.50)	905,000.00
890	Payroll Pooled Cash	1,503,650.06	34.83	(1,552,387.18)	1,000,000.00
890	Deposits Pooled Cash	15,826,932.72	1,626,474.81	0.00	17,453,407.53
890	CD Investments	14,134,942.03	13,527.64	0.00	14,148,469.67
890	CD Non-Depository	490,893.43	546.04	0.00	491,439.47
890	CDARS Investments	(0.00)	0.00	0.00	(0.00)
890	TexPool Pooled Investments	1,023,980.97	11.35	0.00	1,023,992.33
890	July Pooled Cash	7,040.00	0.00	(830.00)	6,210.00
	Total Cash in Bank - Pooled Cash Accounts	\$ 34,482,883.38	\$ 1,640,641.89	\$ (2,545,363.68)	\$ 33,578,161.59

FILED FOR RECORD  
2021 JUN 15 AM 10:49  
KELLEY PRICE  
COUNTY CLERK, WOOD CO TX

FUND CODE	FUND NAME	CASH BALANCE 3/31/2021	RECEIPTS	DISBURSEMENTS	TRANSFER IN/OUT	Net Change	CASH BALANCE 4/30/2021
200	Road & Bridge CD RRC Restored	\$ 27,902.92	11.85	\$0.00	\$0.00	\$11.85	\$ 27,914.77
233	Sherriff's Furniture Fund (Budgeted)	3,623.41	0.00	(9,075.00)	0.00	0.00	3,623.41
401	Grant Fund	1,667,317.71	9,075.00	(9,075.00)	0.00	0.00	1,667,317.71
601	Interest & Sinking	27,327.51	71.42	0.00	0.00	71.42	27,398.93
895	Health Plan	854,594.61	217,871.77	(266,137.23)	0.00	(47,265.46)	807,329.15
895	Health Plan CD	691,998.42	455.24	0.00	0.00	455.24	692,453.66
895	Health Plan CDARS	0.00	0.00	0.00	0.00	0.00	0.00
898	MRP/OPC Cleaning	16,174.32	4,890.30	(5,482.81)	0.00	(692.51)	15,681.61
	District Clerk Cleaning	28,385.31	41,238.06	(31,282.31)	0.00	9,955.74	38,391.05
	JP1 Cleaning	17,332.50	18,107.75	(18,093.50)	0.00	14.25	17,346.75
	JP2 Cleaning	19,301.50	22,200.89	(19,593.52)	0.00	2,607.37	21,908.87
	JP3 Cleaning - CNB	9,776.00	12,406.61	(11,384.10)	0.00	1,022.51	10,798.51
	JP4 Cleaning	13,317.46	7,168.87	(11,067.46)	0.00	(3,898.59)	9,418.87
	Treasurer's Credit Card	0.00	0.00	0.00	0.00	0.00	0.00
	TOTAL BANKTEXAS - NON POOLED CASH ACCOUNTS	\$ 3,377,061.67	\$ 333,697.75	\$ (371,075.93)	\$0.00	\$ (37,378.18)	\$ 3,339,683.49
	TOTAL TEXPOOL - NON POOLED CASH ACCOUNTS	\$ 38,102.25	0.44	0.00	0.00	0.44	\$ 38,102.69
	TOTAL CASH IN BANK - NON POOLED CASH ACCOUNTS	\$ 3,415,163.92	\$ 333,698.19	\$ (371,075.93)	\$0.00	\$ (37,377.74)	\$ 3,378,800.20
	TOTAL CASH IN BANK - ALL TREASURER'S ACCOUNTS	\$ 37,899,251.32	\$ 1,974,140.08	\$ (2,916,439.61)	\$0.00	\$ (942,289.53)	\$ 36,956,961.79

Miscellaneous Information  
 Inadequacy as of 4/30/2021: \$0.00 Certificate of Obligation: None  
 RB Line of Credit-Railroad Commission \$25,000 CD Secured - Current Balance Available \$27,914  
 Bank Texas (Including CDARS and CS) \$ 35,402,213.28  
 Non-Depository Investments 1,063,309.04  
 Total \$ 36,956,961.79


Bank Texas Interest Income: Interest Rate .00%-.07%  
 Certificates of Deposit: Interest Rates Varies  
 CDARS Interest Income 1,930.62  
 Total Interest Income: Interest Rate .01% 14,540.77  
 Total Interest Income \$ 16,483.19

I, Becky S. Burford, County Treasurer, in and for the County of Wood, State of Texas, do hereby present the April 2021 Statement of Cash Accounts Activity, the attached Treasurer's Report of Cash Receipts and Disbursements, and the Report of Securities as true and correct statements, to the best of my knowledge, of accounts under the control of Wood County Treasurer and furthermore state that the fund balances are on deposit earning interest in accordance with the Wood County Investment Policy earning interest in accordance with the Wood County Depository Contract.

Presented, examined, and accepted at the regular term of Commissioners Court on this 15 day of June 2021

Becky S. Burford, Wood County Treasurer  
 Lucy Ferguson, County Judge  
 Virgil Holland, Jr. Commissioner Precinct 1  
 Jerry Gaskin, Commissioner Precinct 2

Terri Sellers, Auditor  
 Kelly Pineda, County Clerk



RECEIVED  
 MAY 25 2021

WOOD COUNTY, TEXAS  
 RECAP OF FUNDS BY BANK ACCOUNTS  
 FOR THE MONTH ENDING APRIL 30, 2021

Fund	Beginning Cash Balance	M-T-D Receipts	M-T-D Disbursements	Transfers	Ending Balance	BankTexas Quitman	BankTexas CDARS	Allocation of Cash		TaxPool	Total Cash
								Non-Depository Banks	Banks		
200 Road & Bridge CD Restricted	27,902.92	\$11.85	\$0.00	\$0.00	\$27,914.77	\$27,914.77	\$0.00	\$0.00	\$0.00	\$0.00	\$27,914.77
233 Sheriff Forfeiture Fund	3,623.41	-	-	-	3,623.41	3,623.41	0.00	0.00	0.00	0.00	3,623.41
401 Grants	1,667,317.71	9,075.00	(9,075.00)	-	1,667,317.71	1,667,317.71	0.00	0.00	0.00	0.00	1,667,317.71
601 Interest and Sinking	65,429.76	71.86	-	-	65,501.62	27,398.93	0.00	0.00	38,102.69	0.00	65,501.62
890 Pooled Funds	19,857,047.92	1,626,568.21	(2,545,363.68)	0.00	18,938,252.45	17,914,260.12	0.00	0.00	1,023,992.33	0.00	18,938,252.45
890 Pooled CDs	14,625,835.46	14,073.68	0.00	0.00	14,639,909.14	14,148,489.67	0.00	0.00	491,439.47	0.00	14,639,909.14
895 Health Plan Fund	855,808.63	217,871.77	(265,137.23)	0.00	808,543.17	807,329.15	0.00	0.00	1,214.02	0.00	808,543.17
895 Health Plan CDs	691,998.42	455.24	0.00	0.00	692,453.66	692,453.66	0.00	0.00	0.00	0.00	692,453.66
898 MRP/DPC Clearing	16,174.32	4,890.30	(5,482.81)	0.00	15,581.81	15,581.81	0.00	0.00	0.00	0.00	15,581.81
District Clerk Clearing	28,395.31	41,238.05	(31,242.31)	0.00	38,391.05	38,391.05	0.00	0.00	0.00	0.00	38,391.05
JP1 Clearing	17,332.50	18,107.75	(18,093.50)	0.00	17,346.75	17,346.75	0.00	0.00	0.00	0.00	17,346.75
JP2 Clearing	19,301.50	22,200.89	(19,593.52)	0.00	21,908.87	21,908.87	0.00	0.00	0.00	0.00	21,908.87
JP3 Clearing	9,776.00	12,406.61	(11,384.10)	0.00	10,798.51	10,798.51	0.00	0.00	0.00	0.00	10,798.51
JP4 Clearing	13,317.46	7,168.87	(11,067.46)	0.00	9,418.87	9,418.87	0.00	0.00	0.00	0.00	9,418.87
Treasurer's Credit Card	0.00	30.00	(30.00)	0.00	0.00	0.00	0.00	0.00	0.00	0.00	0.00
Grand Total	\$ 37,899,261.32	\$ 1,974,170.08	\$ (2,916,469.61)	\$ -	\$ 36,956,961.79	\$ 35,402,213.28	(0.00)	\$ 491,439.47	\$ 1,063,309.04	\$ 36,956,961.79	

FILED FOR RECORD  
 2021 JUN 15 AM 10:49  
 KELLEY PRICE  
 COUNTY CLERK, WOOD CO TX

WOOD COUNTY, TEXAS  
 COMBINED STATEMENT OF CASH ACCOUNTS ACTIVITY  
 FOR THE YEAR-TO-DATE THROUGH APRIL 30, 2021

FUND CODE	FUND NAME	PRIOR-YEAR RECLASSSES	REVISED CASH BALANCE 9/30/2020	CURRENT-YEAR RECLASSSES	RECEIPTS	DISBURSEMENTS	TRANSFER IN/OUT	Net Change	CASH BALANCE 4/30/2021
<b>BUDGETED FUNDS</b>									
<b>OPERATING FUNDS</b>									
100	General		\$ 18,872,105.40	\$ 14,165.00	\$ 18,886,270.40	\$ 16,793.37	\$ 15,793,340.91	\$ (10,754,743.37)	\$ 242,990.05
200	Road and Bridge Fund		\$ 4,432,760.33	\$ (14,150.00)	\$ 4,418,610.33	\$ 1,015.30	\$ 5,351,998.08	\$ (4,005,826.35)	\$ 21,849.82
270	Tobacco Settlement Fund		\$ 105,613.97	\$ 0.00	\$ 105,613.97	\$ 8,922.31	\$ 0.00	\$ 0.00	\$ 8,922.31
	Total Operating Funds		\$ 23,410,479.70	\$ 15,000	\$ 23,410,494.70	\$ 17,808.67	\$ 21,164,056.30	\$ (14,760,569.72)	\$ 221,100.23
<b>SPECIAL REVENUE FUNDS</b>									
230	CC-Records Mgmt & Preservation		\$ 761,303.31	\$ (11,000)	\$ 761,292.31	\$ 0.00	\$ 91,996.14	\$ (47,508.59)	\$ 44,187.55
231	General Records Mgmt & Preservation		\$ 40,747.49	\$ (4,000)	\$ 40,743.49	\$ 0.00	\$ 5,008.53	\$ (337.70)	\$ 4,670.83
232	CC-Records Archive Fee		\$ 565,468.79	\$ 0.00	\$ 565,468.79	\$ 0.00	\$ 86,599.65	\$ 0.00	\$ 86,599.65
234	Courthouse Security		\$ 65,295.75	\$ 0.00	\$ 65,295.75	\$ 0.00	\$ 17,477.40	\$ (659.49)	\$ 4,598.00
235	Hotel and Motel Tax		\$ 239,053.30	\$ 0.00	\$ 239,053.30	\$ 0.00	\$ 75,593.22	\$ (12,015.22)	\$ 63,563.00
236	Child Welfare		\$ 7,308.10	\$ 0.00	\$ 7,308.10	\$ 0.00	\$ 959.43	\$ (7,302.39)	\$ 0.00
238	Crime Victims Services		\$ 5,788.72	\$ 0.00	\$ 5,788.72	\$ 0.00	\$ 24.23	\$ 0.00	\$ 24.23
239	Justice Court Technology		\$ 65,071.97	\$ 0.00	\$ 65,071.97	\$ 0.00	\$ 5,000.52	\$ (7,134.00)	\$ 0.00
240	DC-Records Mgmt & Preservation		\$ 21,487.58	\$ 0.00	\$ 21,487.58	\$ 0.00	\$ 3,080.42	\$ 0.00	\$ 3,080.42
241	JP Building Security Fee		\$ 9,718.54	\$ 0.00	\$ 9,718.54	\$ 0.00	\$ 1,434.78	\$ (5,815.00)	\$ 0.00
242	Elections Special		\$ 62,621.51	\$ 0.00	\$ 62,621.51	\$ 0.00	\$ 24,414.74	\$ 0.00	\$ 24,414.74
243	Elections Special		\$ 62,611.31	\$ 0.00	\$ 62,611.31	\$ 0.00	\$ 3,870.06	\$ 0.00	\$ 3,870.06
244	Guardianship		\$ 8,428.65	\$ 0.00	\$ 8,428.65	\$ 0.00	\$ 353.53	\$ 0.00	\$ 353.53
245	CC-Technology		\$ 21,006.40	\$ 0.00	\$ 21,006.40	\$ 0.00	\$ 2,092.10	\$ 0.00	\$ 2,092.10
246	DC-Records Archive Fee		\$ 33,976.61	\$ 0.00	\$ 33,976.61	\$ 0.00	\$ 3,432.47	\$ (44,294.29)	\$ 0.00
247	DC-CT Records Presentation		\$ 34,812.77	\$ 0.00	\$ 34,812.77	\$ 0.00	\$ 1,092.63	\$ 0.00	\$ 1,092.63
260	Law Library		\$ 71,025.69	\$ 0.00	\$ 71,025.69	\$ 0.00	\$ 12,668.50	\$ (1,960.00)	\$ 10,708.50
305	Constable Forfeiture		\$ 10.88	\$ 0.00	\$ 10.88	\$ 0.00	\$ 304.06	\$ (235.00)	\$ 69.06
402	Election - CARES Grant		\$ 45,045.34	\$ 0.00	\$ 45,045.34	\$ (19,308.67)	\$ 66.04	\$ (30,588.97)	\$ 4,998.67
	Total Special Revenue Funds		\$ 2,120,738.51	\$ (15,000)	\$ 2,120,723.51	\$ (17,808.67)	\$ 335,128.45	\$ (157,850.55)	\$ (57,266.33)
<b>OTHER FUNDS</b>									
250	Right of Way		\$ 876,132.98	\$ 0.00	\$ 876,132.98	\$ 0.00	\$ 3,876.56	\$ 0.00	\$ 3,876.56
281	Community Supervision & Corr.		\$ 356,671.30	\$ 0.00	\$ 356,671.30	\$ 0.00	\$ 223,496.55	\$ (291,982.72)	\$ 0.00
280	Juvenile Probation Department		\$ 33,726.73	\$ 0.00	\$ 33,726.73	\$ 0.00	\$ 142,800.00	\$ (149,265.39)	\$ 27,241.35
892	Historical Commission		\$ 53,809.16	\$ 0.00	\$ 53,809.16	\$ 0.00	\$ 255.64	\$ (2,252.21)	\$ 5,000.00
	Total Other Funds		\$ 1,320,340.17	\$ -	\$ 1,320,340.17	\$ -	\$ 370,458.75	\$ (443,520.31)	\$ 5,000.00
	Total Budgeted Funds		\$ 26,851,566.38	\$ -	\$ 26,851,566.38	\$ (0.00)	\$ 21,969,646.50	\$ (15,361,940.58)	\$ 218,833.90
<b>NON-BUDGETED AND NON-COUNTY FUNDS</b>									
880	Treasurer's State Fees		\$ 52,975.77	\$ 0.00	\$ 52,975.77	\$ 0.00	\$ 236,780.01	\$ (266,019.27)	\$ (23,686.61)
891	Payroll Fund		\$ 372,737.46	\$ 0.00	\$ 372,737.46	\$ 0.00	\$ 0.00	\$ (372,762.34)	\$ (24.89)
999	Upper Sabine Valley Waste Mgmt		\$ 0.00	\$ 0.00	\$ 0.00	\$ 0.00	\$ 0.00	\$ 0.00	\$ 0.00
	Total Non-Budgeted Funds		\$ 425,713.23	\$ -	\$ 425,713.23	\$ -	\$ 236,780.01	\$ (638,781.61)	\$ (23,686.61)
	Total Cash in Pooled Accounts		\$ 27,277,269.61	\$ -	\$ 27,277,269.61	\$ (0.00)	\$ 22,106,426.51	\$ (16,000,722.19)	\$ 195,147.29
<b>CASH IN BANK - POOLED CASH ACCOUNTS</b>									
890	AP Pooled Cash		\$ 931,318.48	\$ 0.00	\$ 931,318.48	\$ 0.00	\$ 496.93	\$ (7,080,470.53)	\$ 7,555,000.00
890	Payroll Pooled Cash		\$ 873,366.85	\$ 0.00	\$ 873,366.85	\$ 0.00	\$ 382.52	\$ (8,917,451.66)	\$ 8,995,000.00
890	Deposits Pooled Cash		\$ 8,075,027.15	\$ 0.00	\$ 8,075,027.15	\$ 0.00	\$ 21,996,212.37	\$ (14,520,831.59)	\$ 7,475,350.38
890	CD Investments		\$ 15,460,287.08	\$ 0.00	\$ 15,460,287.08	\$ 0.00	\$ 99,315.13	\$ (1,411,132.54)	\$ (1,311,817.41)
890	CD Non-Depository		\$ 496,120.00	\$ 0.00	\$ 496,120.00	\$ 0.00	\$ 2,819.47	\$ (7,500.00)	\$ (4,680.53)
890	CDARS Investments		\$ 911,752.25	\$ 0.00	\$ 911,752.25	\$ 0.00	\$ 6,935.93	\$ (916,588.16)	\$ (0.00)
890	TerPool Pooled Investments		\$ 523,587.80	\$ 0.00	\$ 523,587.80	\$ 0.00	\$ 404.53	\$ 500,000.00	\$ 500,404.53
890	Jury Pooled Cash		\$ 5,870.00	\$ 0.00	\$ 5,870.00	\$ 0.00	\$ 0.00	\$ (2,800.00)	\$ 3,200.00
	Total Cash in Bank - Pooled Cash Accounts		\$ 27,277,269.61	\$ -	\$ 27,277,269.61	\$ -	\$ 22,106,466.88	\$ (16,000,722.19)	\$ 195,147.29
	Total Cash in Bank - Pooled Cash Accounts		\$ 27,277,269.61	\$ -	\$ 27,277,269.61	\$ -	\$ 22,106,466.88	\$ (16,000,722.19)	\$ 195,147.29
	Total Cash in Bank - Pooled Cash Accounts		\$ 27,277,269.61	\$ -	\$ 27,277,269.61	\$ -	\$ 22,106,466.88	\$ (16,000,722.19)	\$ 195,147.29

FILED FOR RECORD  
 2021 JUN 15 AM 10:48  
 WOOD COUNTY

FUND	FUND NAME	CASH BALANCE	PRIOR-YEAR RECLASSES	REVISED CASH BALANCE	CURRENT-YEAR RECLASSES	RECEIPTS	DISBURSEMENTS	TRANSFER (IN/OUT)	Net Change	CASH BALANCE
CODE		9/30/2020		9/30/2020				(IN/OUT)		4/30/2021

<b>CASH IN BANK - NON POOLED CASH ACCOUNTS - NON-BUDGE</b>										
<b>BANKTEXAS ACCOUNTS</b>										
200	Road & Bridge CD RRC Restricted	\$ 27,764.95	\$ 0.00	\$ 27,764.95	\$ 0.00	\$ 149.82	\$ 0.00	\$ 0.00	\$ 149.82	\$ 27,914.77
233	Sherriff's Fortitude Fund (Budgeted)	3,276.41	0.00	3,276.41	0.00	347.00	0.00	0.00	347.00	3,623.41
401	Grant Fund	195,197.08	0.00	195,197.08	0.00	1,676,342.92	(9,075.00)	(195,147.29)	1,472,120.63	1,667,317.71
895	Interest & Sinking	27,055.90	0.00	27,055.90	0.00	343.03	0.00	0.00	343.03	27,398.93
895	Health Plan	790,087.98	0.00	790,087.98	0.00	1,531,372.28	(1,652,721.60)	138,650.49	(121,348.32)	807,329.15
895	Health Plan CD	826,297.71	0.00	826,297.71	0.00	4,246.44	0.00	(138,650.49)	(134,404.05)	692,453.66
895	Health Plan CDARS	0.00	0.00	0.00	0.00	0.00	0.00	0.00	0.00	0.00
898	MRP/DPC Clearing	13,647.64	0.00	13,647.64	0.00	0.00	0.00	0.00	0.00	13,647.64
	District Clerk Clearing	29,557.57	0.00	29,557.57	0.00	34,879.38	(32,945.21)	0.00	1,934.17	15,581.81
	JP1 Clearing	14,190.31	0.00	14,190.31	0.00	203,992.17	(194,558.69)	0.00	8,833.48	38,391.05
	JP2 Clearing	9,946.27	0.00	9,946.27	0.00	90,187.30	(87,030.88)	0.00	3,156.44	17,346.75
	JP3 Clearing	5,914.74	0.00	5,914.74	0.00	120,464.57	(108,501.97)	0.00	11,962.60	21,908.87
	JP4 Clearing	5,883.75	0.00	5,883.75	0.00	68,208.97	(63,326.20)	0.00	4,883.77	10,798.51
	Treasurer's Credit Card	0.00	0.00	0.00	0.00	48,165.93	(44,630.81)	0.00	3,535.12	9,418.87
	TOTAL BANKTEXAS - NON POOLED CASH ACCOUNTS	\$ 1,949,320.31	\$ 0.00	\$ 1,949,320.31	\$ 0.00	\$ 3,778,160.81	\$ (2,192,850.34)	\$ (195,147.29)	\$ 1,390,163.18	\$ 3,339,483.49
<b>TEXPOOL ACCOUNTS</b>										
601	Interest & Sinking	38,086.65	0.00	38,086.65	0.00	16.04	0.00	0.00	16.04	38,102.69
895	Health Plan	1,214.02	0.00	1,214.02	0.00	0.00	0.00	0.00	0.00	1,214.02
	TOTAL TEXPOOL - NON POOLED CASH ACCOUNTS	\$ 39,300.67	\$ 0.00	\$ 39,300.67	\$ 0.00	\$ 16.04	\$ 0.00	\$ 0.00	\$ 16.04	\$ 39,316.71
	<b>TOTAL CASH IN BANK - NON POOLED CASH ACCOUNTS</b>	<b>\$ 1,988,620.98</b>	<b>\$ 0.00</b>	<b>\$ 1,988,620.98</b>	<b>\$ 0.00</b>	<b>\$ 3,778,176.85</b>	<b>\$ (2,192,850.34)</b>	<b>\$ (195,147.29)</b>	<b>\$ 1,390,179.22</b>	<b>\$ 3,378,800.20</b>
	<b>TOTAL CASH IN BANK - ALL TREASURER'S ACCOUNTS</b>	<b>\$ 29,265,890.59</b>	<b>\$ 0.00</b>	<b>\$ 29,265,890.59</b>	<b>\$ 0.00</b>	<b>\$ 25,984,643.73</b>	<b>\$ (18,193,572.53)</b>	<b>\$ (90.00)</b>	<b>\$ 7,691,071.20</b>	<b>\$ 36,956,961.79</b>

Miscellaneous Information  
 Indebtedness as of 4/30/2021: \$0.00 Certificate of Obligation: None  
 RB Line of Credit-Railroad Commission \$25,000 CD Secured - Current Cash Balance  
 Bank Texas (including CDARS and ICS) Cash Balance  
 Non-Depository Investments Cash Balance  
 TexPool: Cash Balance  
 Total

Bank Texas Interest Income: \$ 36,939,812.70  
 Certificates of Deposit: 489,893.43  
 CDARS Interest Income: 1,053,280.58  
 TexPool Interest Income: 38,493,996.49  
 Total Interest Income: \$ 110,221.72

I, Becky S. Burford, County Treasurer, in and for the County of Wood, State of Texas, do hereby present the April 2021 Statement of Cash Accounts Activity, the attached Treasurer's Report of Cash Receipts and Disbursements, and the Report of Securities as true and correct statements, to the best of my knowledge, of accounts under the control of Wood County Treasurer and furthermore state that the fund balances are on deposit earning interest in accordance with the Wood County Investment Policy regarding interest in accordance with the Wood County Depository Contract.

Presented, examined, and accepted at the regular term of Commissioners Court on this the 15 day of June 2021.

Becky S. Burford, Wood County Treasurer

Lynn Hebrion, County Judge

Virgil Holland, Jr., Commissioner Precinct 1

John J. Skellin, Commissioner Precinct 2


Mike Stephens, Commissioner Precinct

Russell Acker, Commissioner Precinct 4

Tari Selars, Auditor

ATTENTION

Kelley Price, County Clerk



**SECURITIES PLEDGED TO WOOD COUNTY, TEXAS**  
 Report as of April 30, 2021


Pledge Date	Description	Frost/BTH	CUSIP	Maturity Date	Current Par	Market Value 31-Mar-21	Market Value 30-Apr-21
02/07/2013	Ferris TX	Frost/BTH	315669CU0	03/01/2022	110,000	110,296	110,338
08/27/2019	Carhage Tx	Frost/BTH	146717NZ2	08/15/2023	590,000	626,250	627,235
01/09/2019	Randall Co. TX	Frost/BTH	752278KH3	08/01/2025	415,000	455,824	458,704
08/19/2019	Pearson PL Road Dist Tx	Frost/BTH	7051TAK9	08/15/2027	200,000	222,732	229,378
05/31/2017	Wylie-Ref Tx	Frost/BTH	983064TW6	02/15/2029	625,000	637,837	639,087
01/03/2018	FHLMC	Frost/BTH	3132LKA34	10/01/2030	1,592,566	1,751,243	1,691,606
	Fort Worth 15 High LTV	Frost/BTH	3132LKA34	10/01/2030	1,000,000	1,225,230	1,234,930
	Plano ISD-Bldg TX	Frost/BTH	727199YK1	02/15/2031	1,000,000	1,143,330	1,150,550
02/10/2020	Pleasant Grv ISD - Unref Tx	Frost/BTH	728292HV8	02/15/2031	350,000	371,140	371,231
12/31/2020	Lake Travis ISD-REF	Frost/BTH	511074SG2	02/15/2034	1,000,000	1,149,130	1,160,240
12/31/2020	Tyler ISD-REF	Frost/BTH	902273WK3	02/15/2034	1,000,000	1,118,420	1,125,860
01/04/2019	Denton Util Sys TX	Frost/BTH	249015C89 #2	12/01/2034	500,000	596,395	601,595
	Temple TX Indep Sch D TX	Frost/BTH	88081PC2	02/01/2035	1,000,000	1,118,350	1,124,930
	Conroe ISD - REF TX	Frost/BTH	208418F24	02/15/2035	1,000,000	1,145,200	1,156,530
	Waller ISD - REF TX	Frost/BTH	932493GN3	02/15/2035	1,000,000	1,127,500	1,134,830
	Waller ISD - REF TX	Frost/BTH	932493GN3	02/15/2035	1,000,000	1,127,500	1,134,830
12/31/2020	McKinney-REF-W/S REV	Frost/BTH	581714YJ5	03/15/2035	1,350,000	1,601,114	1,623,159
12/31/2020	Corpus Christie ISD TX	Frost/BTH	2201477J5	08/15/2035	1,215,000	1,454,246	1,475,666
12/31/2020	Fort Bend ISD-A TX	Frost/BTH	346843SP1	08/15/2035	625,000	749,706	760,737
01/04/2019	Newark Hgr Edu-A-REF TX	Frost/BTH	650346BN8	08/15/2035	500,000	550,130	553,545
10/02/2019	Longview- IMPT TX	Frost/BTH	543247Y53	09/01/2035	2,000,000	2,297,960	2,328,280
01/04/2019	Jourdanton ISD-GLDG TX	Frost/BTH	481124EA9	02/15/2036	535,000	646,355	650,790
11/15/2019	Crowley ISD-B-REF TX	Frost/BTH	228130DU1	08/01/2036	1,000,000	1,189,350	1,196,190
11/15/2019	San Antonio ISD-A-REF TX	Frost/BTH	796269XV5	08/01/2036	1,000,000	1,138,900	1,147,170
11/15/2019	Buda TX	Frost/BTH	118828HC9	08/15/2036	1,000,000	1,123,780	1,130,370
01/04/2019	Lubbock Cooper ISD TX	Frost/BTH	549108SC3	02/15/2037	530,000	605,832	612,203
01/03/2018	Comroe-A-CTFS Oblig TX	Frost/BTH	208399G82	03/01/2037	420,000	473,340	478,435
11/15/2019	Austin ISD TX	Frost/BTH	052430PT6	08/01/2037	1,115,000	1,349,852	1,358,404
11/15/2019	Hutto - CTFS Oblig TX	Frost/BTH	448474PM2	08/01/2037	1,000,000	1,124,100	1,137,280
10/02/2019	Forney ISD-REF TX	Frost/BTH	346425BZ3	08/15/2037	1,255,000	1,508,397	1,518,199
					<b>\$25,927,566</b>	<b>\$29,739,439</b>	<b>\$29,922,302</b>
					(83,615)	0	0

Total BankTexas Account Balances as of report date:

\* plus \$250,000 FDIC coverage

23,010,122  
 COUNTY CLERK, WOOD CO TX  
 FILED FOR RECORD  
 JUN 15 AM 10:49  
 RELAY PRICE  
 89528,373  
 1/33%

WOOD COUNTY, TEXAS  
INVESTMENT ACTIVITY FOR APRIL 30, 2021

CD ID	Description	Bank	Acct	Maturity Date	Original Principal	Current Balance			This Month's			Accumulated	
						03/31/2021	Purchases/Deposits	Interest Credited	Withdrawals	04/30/2021	Unpaid Interest	Unpaid Interest	Unpaid Interest
16	'7465 DPC 12 MONTH	BTH	DPC	11/10/2020	\$ 500,000.00	\$ 282.52	\$ 282.52			200.50	\$ 200.50		
17	'7507 DPC 12 MONTH	BTH	DPC	11/10/2020	250,000.00	141.26	141.26			100.25	100.25		
18	'7523 HP 12 MONTH	BTH	HP	11/10/2020	75,000.00	42.38	42.38			30.07	30.07		
58	'182 DPC 365 DAY	CNB	DPC	10/15/2021	124,200.00	119.34	119.34			41.17	41.17		
59	'183 DPC 365 DAY	CNB	DPC	10/15/2021	124,200.00	119.34	119.34			41.17	41.17		
60	'184 DPC 365 DAY	FNBW	DPC	10/16/2021	117,500.00	154.29	154.29			53.16	53.16		
61	'185 DPC 365 DAY	FNBW	DPC	10/16/2021	117,500.00	154.29	154.29			53.16	53.16		
123	CD 24 month	BTH	DPC	08/13/2022	500,000.00	420.39	420.39			257.65	257.65		
124	CD 24 month	BTH	DPC	08/13/2022	500,000.00	420.39	420.39			257.65	257.65		
211	CD 24 month	BTH	DPC	10/03/2021	500,003.00	898.18	898.18			729.96	729.96		
212	CD 24 month	BTH	DPC	10/03/2021	500,003.00	898.18	898.18			729.96	729.96		
214	CD 24 month	BTH	DPC	10/03/2021	850,003.00	1,172.65	1,172.65			729.96	729.96		
215	CD 12 month	BTH	DPC	11/06/2021	850,003.00	1,172.65	1,172.65			729.96	729.96		
216	CD 12 month	BTH	DPC	11/06/2021	850,003.00	1,172.65	1,172.65			729.96	729.96		
218	CD 18 month	BTH	DPC	08/21/2021	875,000.00	1,255.92	1,255.92			805.13	805.13		
219	CD 18 month	BTH	DPC	08/21/2021	875,000.00	1,255.92	1,255.92			805.13	805.13		
220	CD 12 month	BTH	DPC	04/07/2021	850,004.00	728.55	728.55			587.54	587.54		
221	CD 12 month	BTH	DPC	04/07/2021	850,005.00	728.56	728.56			587.54	587.54		
222	CD 12 month	BTH	DPC	05/07/2021	850,006.00	727.96	727.96			587.06	587.06		
223	CD 24 month	BTH	DPC	05/07/2022	500,004.00	486.73	486.73			394.13	394.13		
224	CD 24 month	BTH	DPC	06/10/2021	850,007.00	1,023.99	1,023.99			816.17	816.17		
225	CD 24 month	BTH	DPC	06/10/2022	500,005.00	488.26	488.26			346.50	346.50		
226	CD 12 month	BTH	DPC	07/10/2021	850,008.00	726.74	726.74			515.75	515.75		
227	CD 12 month	BTH	DPC	07/10/2022	500,006.00	487.80	487.80			346.18	346.18		
228	CD 12 month	BTH	HP	07/10/2021	300,002.00	256.50	256.50			182.03	182.03		
229	CD 12 month	BTH	DPC	08/20/2021	850,009.00	960.23	960.23			224.60	224.60		
230	CD 24 month	BTH	DPC	08/20/2021	850,010.00	960.23	960.23			224.60	224.60		
231	CD 24 month	BTH	DPC	08/20/2022	500,007.00	384.20	384.20			148.72	148.72		
Resticted	RB CD *1703 RRC	BTH*	DPC	03/26/2021	25,000.00	11.85	11.85			2.29	2.29		
Total CDs					\$ 14,983,486.00	\$ 15,345,798.80	\$ 14,540.77	\$ -	\$ (0.00)	\$ 8,498.10	\$ 8,498.10	\$ 8,768.62	
TEXPOOL					175								
Deposit Pooled Cash						\$ 1,023,990.97	\$ 11.36	\$ -	\$ -	\$ 1,023,992.33	n/a	n/a	
Interest & Sinking						38,102.25	0.44			38,102.69	n/a	n/a	
Health Plan						1,214.02	0.00			1,214.02	n/a	n/a	
Total Pools						\$ 1,063,297.24	\$ 11.80	\$ -	\$ -	\$ 1,063,309.04			
Insured Cash Sweeps Accounts													
Deposit Pooled Cash					BTH*	\$ 13,951,569.30	\$ 819.76	\$ (1,898,417.21)		\$ 13,673,972.38	n/a	n/a	
Accounts Payable Cash					BTH*	785,344.95	47.21	(847,816.52)		650,766.39	n/a	n/a	
Payroll Cash					BTH*	908,351.89	34.83	(631,301.77)		813,033.41	n/a	n/a	
Health Plan					BTH*	648,530.20	40.51	(237,609.98)		570,648.98	n/a	n/a	
Total Sweeps						\$ 16,304,796.34	\$ 942.21	\$ (3,615,145.48)		\$ 15,908,441.16			
Total Investments					164	\$ 32,713,830.38	\$ 15,484.88	\$ (3,615,145.48)		\$ 32,332,027.77	\$ 8,498.10	\$ 8,768.62	
Investments By Type													
BT - Traditional CD						\$ 14,840,923.33				\$ 14,840,923.33	45.90%		
BT - CDARS											0.00%		
Non-Depository CD						481,439.47				481,439.47	1.52%		
BT-Restricted CD						27,914.77				27,914.77	0.09%		
BT-ICS *						15,908,441.16				15,908,441.16	49.20%		
Money Market Accts						0.00				0.00	0.00%		
Pools						1,053,309.04				1,053,309.04	3.28%		
Total						\$ 32,332,027.77				\$ 32,332,027.77	100.00%		
						0.00				0.00			
* Does not include In-transit items which can be either positive or negative.													
Note					BT* - Bank Texas is the county's placement bank for both CDARS and ICS accounts into other FDIC covered banks. For bank details see Supplement Investment Schedule.								
I hereby submit the above report in addition to attached Supplement Investment Schedule as the written report of investment transactions for all invested funds held by Wood County Treasurer, for period shown above and certify that these investments are in compliance with the local investment policy and Public Funds Investment Act.													
					 Becky S. Burford, Wood County Treasurer Wood County Investment Officer 04/30/2021								

FILED FOR RECORD  
2021 JUN 15 AM 10:49  
COUNTY CLERK  
KELLEY PRICE  
WOOD CO TX

**WOOD COUNTY, TEXAS**  
**Supplement Investment Schedule**  
**Summary of FDIC-Insured Institutions**  
**Outside of Depository Bank**  
**04/30/2021**

	<b>Bank</b>	<b>Balance</b>	<b>Reference</b>		
	City National Bank	\$ 240,989.01	CD 58& 59	<b>Recap By Type</b>	
	First National Bank-Winnsboro, TX	250,450.46	CD 60& 61	491,439.47	Local CD
34589	Atlantic Union Bank	248,364.28	ICS-DPC	15,908,441.16	Insured Cash Sweeps
35546	Axos Bank	248,364.28	ICS-DPC	0.00	CDARS
4214	BOKF, National Association	248,364.28	ICS-DPC	\$ 16,399,880.63	
18408	Bangor Savings Bank	248,364.28	ICS-DPC	(0.00)	
110	Bank OZK	142,672.99	ICS-DPC		
3514	Bank of the West	248,361.06	ICS-DPC		
17514	Banterra Bank	248,364.28	ICS-DPC		
19581	Bell Bank	248,364.28	ICS-DPC		
14078	Blackhawk Bank	248,358.24	ICS-DPC		
58823	CapStar Bank	248,361.00	ICS-DPC		
11241	Centennial Bank	248,364.28	ICS-DPC		
9423	Choice Financial Group	9,432.68	ICS-DPC		
57957	Citizens Bank, National Association	248,364.28	ICS-DPC		
20234	City National Bank of Florida	248,364.28	ICS-DPC		
58410	Cross River Bank	248,364.28	ICS-DPC		
31628	East West Bank	248,364.28	ICS-DPC		
12054	Emigrant Bank	248,364.28	ICS-DPC		
27408	Enterprise Bank and Trust Company	130,834.13	ICS-DPC		
25858	Equity Bank	248,364.28	ICS-DPC		
28262	Essa Bank & Trust	11.91	ICS-DPC		
1291	Farmers Bank & Trust Company	248,364.28	ICS-DPC		
29058	First Financial Northwest Bank	248,362.96	ICS-DPC		
4977	First Horizon Bank	248,363.33	ICS-DPC		
10248	First International Bank & Trust	248,364.28	ICS-DPC		
5452	First National Bank of Omaha	248,364.28	ICS-DPC		
8663	FirstBank	248,360.58	ICS-DPC		
7551	Fulton Bank, N.A.	248,364.28	ICS-DPC		
29546	Great Southern Bank	248,364.28	ICS-DPC		
32974	Gulf Coast Bank and Trust Compan	248,364.28	ICS-DPC		
4977	IBERIABANK a div of First Horizon	0.95	ICS-DPC		
3076	Independent Bank-McKinney	13,099.42	ICS-DPC		
27811	Independent Bank-Ionia	248,364.28	ICS-DPC		
58316	Investar Bank	248,364.28	ICS-DPC		
19977	Israel Discount Bank if New York	248,364.28	ICS-DPC		
17534	KeyBank National Association	248,362.64	ICS-DPC		
32242	Liberty Savings Bank, F. S. B	10.02	ICS-DPC		
19531	Machias Savings Bank	0.46	ICS-DPC		
18013	Mascoma Bank	1.87	ICS-DPC		
8056	Merchants Bank of Indiana	11.43	ICS-DPC		
4063	MidFirst Bank	248,364.27	ICS-DPC		
33458	Monona Bank	248,364.28	ICS-DPC		
18429	Morton Community Bank	248,364.28	ICS-DPC		
16022	New York Community Bank	248,364.28	ICS-DPC		
28178	Northwest Bank	248,364.28	ICS-DPC		
12614	Origin Bank	248,364.28	ICS-DPC		
24045	Pacific Western Bank	248,364.28	ICS-DPC		
6653	Park National Bank	10.95	ICS-DPC		
7514	Peoples Security Bank & Trust Co.	248,364.28	ICS-DPC		
27045	Pilot Bank	248,364.28	ICS-DPC		
10634	Pinnacle Bank - Omaha, NE	248,359.04	ICS-DPC		
35583	Pinnacle Bank - Nashville, TN	248,364.28	ICS-DPC		
17491	PlainsCapital Bank	8.57	ICS-DPC		
29845	Premier Bank	248,359.27	ICS-DPC		
12010	Provident Bank	8.18	ICS-DPC		
4160	Regent Bank	248,364.28	ICS-DPC		
18983	River City Bank	248,364.28	ICS-DPC		
3890	Simmons Bank	248,364.28	ICS-DPC		

FILED FOR RECORD  
 2021 JUN 15 AM 10:49  
 COUNTY CLERK, WOOD CO TX



**WOOD COUNTY, TEXAS**  
**Supplement Investment Schedule**  
**Summary of FDIC-Insured Institutions**  
**Outside of Depository Bank**  
**04/30/2021**

FILED FOR RECORD  
 2021 JUN 15 AM 10:49  
 KELLEIGH PRINE  
 COUNTY CLERK WOOD CO TX

	<u>Bank</u>	<u>Balance</u>	<u>Reference</u>
33555	South State Bank, N.A,	7.56	ICS-DPC
15359	Southern Bank and Trust	248,359.48	ICS-DPC
57358	Stifel Bank	248,364.28	ICS-DPC
34383	Texas Capital Bank, N.A.	248,364.28	ICS-DPC
58581	Texas Partners Bank	248,364.28	ICS-DPC
11866	The Farmers & Merchants State Ba	248,364.28	ICS-DPC
3225	Titan Bank, N.A.	0.05	ICS-DPC
58457	TriState Capital Bank	0.64	ICS-DPC
9846	Truist Bank	248,364.28	ICS-DPC
13421	Union Bank & Trust	248,364.28	ICS-DPC
22858	United Bank - Fairfax	248,364.28	ICS-DPC
9396	Valley National Bank	248,364.28	ICS-DPC
57512	Western Alliance Bank	214,588.94	ICS-DPC
20504	Ameris Bank	248,363.04	ICS-AP
110	Bank OZK	105,691.08	ICS-AP
3514	Bank of the West	3.20	ICS-AP
9423	Choice Financial Group	0.09	ICS-AP
27408	Enterprise Bank and Trust Company	2.15	ICS-AP
8663	FirstBank	3.68	ICS-AP
19531	Machias Savings Bank	5.41	ICS-AP
18013	Mascoma Bank	0.59	ICS-AP
8056	Merchants Bank of Indiana	248,352.82	ICS-AP
29566	United Fidelity Bank, fsb	248,364.28	ICS-AP
57512	Western Alliance Bank	0.05	ICS-AP
58823	CapStar Bank	3.28	ICS-HP
9423	Choice Financial Group	40,153.52	ICS-HP
12010	Provident Bank	248,355.96	ICS-HP
33555	South State Bank, N.A,	248,356.72	ICS-HP
58457	TriState Capital Bank	12.32	ICS-HP
57512	Western Alliance Bank	33,767.18	ICS-HP
20504	Ameris Bank	1.24	ICS-PAY
11241	Choice Financial Group	198,777.98	ICS-PAY
27408	Enterprise Bank and Trust Company	117,527.90	ICS-PAY
29058	First Financial Northwest Bank	1.11	ICS-PAY
27210	KeyBank National Association	0.40	ICS-PAY
19531	Machias Savings Bank	248,358.41	ICS-PAY
18013	Mascoma Bank	5.65	ICS-PAY
17491	PlainsCapital Bank	248,355.71	ICS-PAY
29845	Premier Bank	5.01	ICS-PAY
		<u>\$ 16,399,880.63</u>	