

**WOOD COUNTY, TEXAS
COMBINED STATEMENT OF CASH ACCOUNTS ACTIVITY
FOR THE MONTH ENDING MARCH 31, 2018**

2018 MAY 16 AM 11:01
COUNTY CLERK, WOOD CO, TX

FUND CODE	FUND NAME	CASH BALANCE 2/28/2018	RECEIPTS	DISBURSEMENTS	TRANSFER IN/(OUT)	Net Change	CASH BALANCE 3/31/2018
BUDGETED FUNDS							
OPERATING FUNDS							
100	General	\$ 22,777,614.72	\$ 1,292,923.42	\$ (1,622,667.33)	\$ (18,238.36)	\$ (347,982.27)	\$ 22,429,632.45
200	Road and Bridge Fund	5,223,811.39	562,393.89	(369,456.22)	27,691.36	220,629.03	5,444,440.42
270	Tobacco Settlement Fund	78,325.85	0.00	0.00	0.00	0.00	78,325.85
	Total Operating Funds	\$ 28,079,751.96	\$ 1,855,317.31	\$ (1,992,123.55)	\$ 9,453.00	\$ (127,353.24)	\$ 27,952,398.72
SPECIAL REVENUE FUNDS							
230	CC-Records Mgmt. & Preservation	625,608.79	9,127.87	(16.00)	0.00	9,111.87	634,720.66
231	General Records Mgmt. & Preservation	23,548.91	1,324.38	(229.63)	0.00	1,094.75	24,643.66
232	CC-Records Archive Fee	627,892.66	8,750.38	0.00	0.00	8,750.38	636,643.04
234	Courthouse Security	55,976.97	1,991.04	0.00	-1,750.00	241.04	56,218.01
235	Hotel and Motel Tax	140,375.46	1,465.99	(1,323.48)	0.00	142.51	140,517.97
236	Child Welfare	1,402.09	2.47	0.00	0.00	2.47	1,404.56
238	Crime Victims Services	4,788.46	8.47	0.00	0.00	8.47	4,796.93
239	Justice Court Technology	67,842.17	1,006.99	(446.56)	0.00	560.43	68,402.60
240	DC-Records Mgmt & Preservation	22,735.09	281.14	(2,475.63)	0.00	(2,194.49)	20,540.60
241	JP Building Security Fee	27,997.91	270.36	(54.95)	0.00	215.41	28,213.32
242	Elections Special	48,512.94	85.73	0.00	0.00	85.73	48,598.67
243	Guardianship	47,156.28	523.95	0.00	0.00	523.95	47,680.23
244	CC-Technology	5,621.99	62.00	0.00	0.00	62.00	5,683.99
245	DC-Technology	11,782.40	242.84	0.00	0.00	242.84	12,025.24
246	DC-Records Archive Fee	42,409.24	488.25	0.00	0.00	488.25	42,897.49
247	DC-CT Records Preservation	28,695.78	125.79	0.00	0.00	125.79	28,821.57
260	Law Library	31,677.61	1,554.60	(475.23)	0.00	1,079.37	32,756.98
305	Constable Forfeiture	2,184.02	3.79	(102.00)	0.00	(98.21)	2,085.81
	Total Special Revenue Funds	\$ 1,816,208.77	\$ 27,316.04	\$ (5,123.48)	(\$1,750.00)	\$ 20,442.56	\$ 1,836,651.33
OTHER FUNDS							
250	Right of Way	830,283.65	1,492.95	0.00	0.00	1,492.95	831,776.60
281	Community Supervision & Corr.	389,818.76	84,927.18	(59,860.90)	0.00	25,066.28	414,885.04
290	Juvenile Probation Department	4,952.41	43,070.00	(28,593.67)	(4,929.00)	9,547.33	14,499.74
892	Historical Commission	47,767.01	84.00	(531.12)	0.00	(447.12)	47,319.89
	Total Other Funds	\$ 1,272,821.83	\$ 129,574.13	\$ (88,985.69)	\$ (4,929.00)	\$ 35,659.44	\$ 1,308,481.27
	TOTAL BUDGETED FUNDS	\$ 31,168,782.56	\$ 2,012,207.48	\$ (2,086,232.72)	\$ 2,774.00	\$ (71,251.24)	\$ 31,097,531.32
NON-BUDGETED AND NON-COUNTY FUNDS							
880	Treasurer's State Fees	40,265.13	34,791.79	0.00	0.00	34,791.79	75,056.92
891	Payroll Fund	0.00	0.00	331,385.59	0.00	331,385.59	331,385.59
999	Upper Sabine Valley Waste Mgmt	901,311.74	76,875.04	(103,994.43)	(2,774.00)	(29,893.39)	871,418.35
	TOTAL NON-BUDGETED FUNDS	\$ 941,576.87	\$ 111,666.83	\$ 227,391.16	\$ (2,774.00)	\$ 336,283.99	\$ 1,277,860.86
	TOTAL CASH IN POOLED ACCOUNTS	\$ 32,110,359.43	\$ 2,123,874.31	\$ (1,858,841.56)	\$ -	\$ 265,032.75	\$ 32,375,392.18
CASH IN BANK - POOLED CASH ACCOUNTS							
890	AP Pooled Cash	1,546,253.70	2,474.25	(663,864.09)	820,000.00	(41,389.84)	1,504,863.86
890	Payroll Pooled Cash	1,511,645.20	2,441.69	(960,507.00)	950,000.00	(8,065.31)	1,503,579.89
890	Deposits Pooled Cash	14,925,434.43	2,085,923.12	0.00	(3,304,017.00)	(1,218,093.88)	13,707,340.55
890	CD Investments	2,344,822.08	1,960.94	0.00	0.00	1,960.94	2,346,783.02
890	CD Non-Depository	491,151.16	0.00	0.00	0.00	0.00	491,151.16
890	CDARS Investments	10,775,471.79	30,389.61	0.00	1,500,017.00	1,530,406.61	12,305,878.40
890	TexPool Pooled Investments	508,251.07	654.23	0.00	0.00	654.23	508,905.30
890	Jury Pooled Cash	7,330.00	0.00	(440.00)	0.00	(440.00)	6,890.00
	TOTAL CASH IN BANK - POOLED CASH ACCOUNTS	\$ 32,110,359.43	\$ 2,123,843.84	\$ (1,824,811.09)	(\$34,000.00)	\$ 265,032.75	\$ 32,375,392.18
					34,000.00	0.00	

(34,000.00) 0.00

FUND CODE	FUND NAME	CASH BALANCE 2/28/2018	RECEIPTS	DISBURSEMENTS	TRANSFER IN/(OUT)	Net Change	CASH BALANCE 3/31/2018
CASH IN BANK - NON POOLED CASH ACCOUNTS - NON-BUDGETED, NON-COUNTY OR OTHER FUNDS							
BANKTEXAS ACCOUNTS							
200	Road & Bridge CD RRC Restricted	\$ 26,585.80	\$ 20.47	\$0.00	\$0.00	\$20.47	\$ 26,706.27
233	Sheriff's Forfeiture Fund (Budgeted)	4,149.21	0.00	(3,402.91)	0.00	-3402.91	746.30
401	Grant Fund	0.00	0.00	0.00	0.00	0.00	0.00
601	Interest & Sinking	23,568.11	93.73	0.00	0.00	93.73	23,661.84
895	Health Plan	119,242.60	213,881.07	(277,220.43)	0.00	(63,339.36)	55,903.24
895	Health Plan MMKT	556,008.93	613.89	0.00	0.00	613.89	556,622.82
895	Health Plan CD	210,285.98	172.13	0.00	0.00	172.13	210,458.11
895	Health Plan CDARS	770,575.11	1,642.54	0.00	0.00	1,642.54	772,217.65
898	MRP/DPC Clearing	6,159.14	4,056.36	(4,568.27)	0.00	(511.91)	5,647.23
	District Clerk Clearing	21,722.04	30,638.02	(23,338.04)	0.00	7,299.98	29,022.02
	JP1 Clearing	20,129.05	24,028.73	(21,085.95)	0.00	2,942.78	23,071.83
	JP2 Clearing	15,143.60	13,313.51	(15,428.60)	0.00	(2,113.09)	13,030.51
	JP3 Clearing	14,613.42	16,534.52	(15,614.92)	0.00	919.60	15,533.02
	JP4 Clearing	6,141.20	7,789.40	(7,528.20)	0.00	261.20	6,402.40
	RV Clearing	0.00	0.00	0.00	0.00	0.00	0.00
	Treasurer's Credit Card	1,003.56	4,101.51	(4,078.54)	0.00	22.97	1,026.53
999	USVSWMD Payroll Clearing	47,078.46	0.00	(30,560.97)	34,000.00	3,439.03	50,517.49
999	USVSWMD CD TCEQ Restricted	12,809.17	9.83	0.00	0.00	9.83	12,819.00
	TOTAL BANKTEXAS - NON POOLED CASH ACCOUNTS	\$ 1,855,315.38	\$ 316,895.71	\$ (402,824.83)	\$34,000.00	\$ (51,929.12)	\$ 1,803,386.26
TEXPOOL ACCOUNTS							
601	Interest & Sinking	36,495.84	46.98	0.00	0.00	46.98	36,542.82
895	Health Plan	1,163.23	1.50	0.00	0.00	1.50	1,164.73
	TOTAL TEXPOOL - NON POOLED CASH ACCOUNTS	\$ 37,659.07	\$ 48.48	\$0.00	\$0.00	\$ 48.48	\$ 37,707.55
	TOTAL CASH IN BANK - NON POOLED CASH ACCOUNTS	\$ 1,892,974.45	\$ 316,944.19	\$ (402,824.83)	\$34,000.00	\$ (51,880.64)	\$ 1,841,093.81
	TOTAL CASH IN BANK - ALL TREASURER'S ACCOUNTS	\$ 34,003,333.88	\$ 2,440,788.03	\$ (2,227,635.92)	\$0.00	\$ 213,152.11	\$ 34,216,485.99

Miscellaneous Information 0.00

Indebtedness as of 3/31/2018: \$0.00 Certificate of Obligation: None
 RB Line of Credit-Railroad Commission \$25,000 CD Secured - Current Balance Available \$26,706

Bank Texas (including CDARS and ICS)	\$ 33,178,721.98	
Non-Depository Investments	491,151.16	
TexPool:	546,612.85	
Total	\$ 34,216,485.99	0.00
Bank Texas Interest Income: Interest Rate 00%-2.07%	\$ 25,584.76	
Certificates of Deposit: Interest Rates Varies	2,163.37	
CDARS Interest Income	32,032.15	
TexPool Interest Income: Interest Rate 1.5156%	702.71	
Total Interest Income	\$ 60,482.99	0.00

I, Becky S. Burford, County Treasurer, in and for the County of Wood, State of Texas, do hereby present the March 2018 Statement of Cash Accounts Activity, the attached Treasurer's Report of Cash Receipts and Disbursements, and the Report of Securities as true and correct statements, to the best of my knowledge, of accounts under the control of Wood County Treasurer and furthermore state that the fund balances are on deposit earning interest in accordance with the Wood County Investment Policy earning interest in accordance with the Wood County Depository Contract.

Becky S. Burford

 Becky S. Burford, Wood County Treasurer

Presented, examined, and accepted at the regular term of Commissioners Court on this the 16th day of May 2018.

Albert

 Bryan Deanes, County Judge

Virgil Holland, Jr.

 Virgil Holland, Jr. Commissioner Precinct 1

Jerry Skill

 Jerry Skill, Commissioner Precinct 2

Mike Sfriso

 Mike Sfriso, Commissioner Precinct 3

Russell Acker


 Russell Acker, Commissioner Precinct 4

John Hillars

 John Hillars, Auditor

Kelley Price

 Kelley Price, County Clerk



**WOOD COUNTY, TEXAS
 RECAP OF FUNDS BY BANK ACCOUNTS
 FOR THE MONTH ENDING MARCH 31, 2018**

Fund	Beginning Cash Balance	M-T-D Receipts	M-T-D Disbursements	Transfers	Ending Balance	BankTexas Quitman	-----Allocation of Cash-----			Total Cash
							BankTexas CDARS	Non-Depository Banks	TexPool	
200 Road & Bridge CD Restricted	\$ 26,685.80	\$20.47	\$0.00	\$0.00	\$26,706.27	\$26,706.27	\$0.00	\$0.00	\$0.00	\$26,706.27
233 Sheriff Forfeiture Fund	4,149.21	0.00	(3,402.91)	0.00	746.30	\$746.30				\$746.30
401 Texas Comm. Dev. Program	0.00	0.00	0.00	0.00	0.00	\$0.00	0.00	0.00	0.00	0.00
601 Interest and Sinking	60,063.95	140.71	0.00	0.00	60,204.66	23,661.84	0.00	0.00	36,542.82	60,204.66
890 Pooled Funds	18,498,914.40	2,091,493.29	(1,824,811.09)	(1,534,017.00)	17,231,579.60	16,722,674.30	0.00	0.00	508,905.30	17,231,579.60
890 Pooled CDs	13,611,445.03	32,350.55	0.00	1,500,017.00	15,143,812.58	2,346,783.02	12,305,878.40	491,151.16	0.00	15,143,812.58
895 Health Plan Fund	120,405.83	213,882.57	(277,220.43)	0.00	57,067.97	55,903.24	0.00	0.00	1,164.73	57,067.97
895 Health Plan Fund MMKT	556,008.93	613.89	0.00	0.00	556,622.82	556,622.82	0.00	0.00	0.00	556,622.82
895 Health Plan CDs	980,861.09	1,814.67	0.00	0.00	982,675.76	210,458.11	772,217.65	0.00	0.00	982,675.76
898 MRP/DPC Clearing	6,159.14	4,056.36	(4,568.27)	0.00	5,647.23	5,647.23	0.00	0.00	0.00	5,647.23
District Clerk Clearing	21,722.04	30,638.02	(23,338.04)	0.00	29,022.02	29,022.02	0.00	0.00	0.00	29,022.02
JP1 Clearing	20,129.05	24,028.73	(21,085.95)	0.00	23,071.83	23,071.83	0.00	0.00	0.00	23,071.83
JP2 Clearing	15,143.60	13,313.51	(15,426.60)	0.00	13,030.51	13,030.51	0.00	0.00	0.00	13,030.51
JP3 Clearing	14,613.42	16,534.52	(15,614.92)	0.00	15,533.02	15,533.02	0.00	0.00	0.00	15,533.02
JP4 Clearing	6,141.20	7,789.40	(7,528.20)	0.00	6,402.40	6,402.40	0.00	0.00	0.00	6,402.40
RV Park Clearing	0.00	0.00	0.00	0.00	0.00	0.00	0.00	0.00	0.00	0.00
Treasurer's Credit Card	1,003.56	4,101.51	(4,078.54)	0.00	1,026.53	1,026.53	0.00	0.00	0.00	1,026.53
999 USVSWMD Payroll Clearing	47,078.46	0.00	(30,560.97)	34,000.00	50,517.49	50,517.49	0.00	0.00	0.00	50,517.49
999 USVSWMD CD Restricted*	12,809.16	9.83	0.00	0.00	12,818.99	12,819.00	0.00	0.00	0.00	12,819.00
Grand Total	\$ 34,003,333.87	\$ 2,440,788.03	\$ (2,227,635.92)	\$ -	\$ 34,216,485.98	\$ 20,100,625.93	\$ 13,078,096.05	\$ 491,151.16	\$ 546,612.85	\$ 34,216,485.99
*Non-County Funds										

**WOOD COUNTY, TEXAS
COMBINED STATEMENT OF CASH ACCOUNTS ACTIVITY
FOR THE YEAR-TO-DATE THROUGH MARCH 31, 2018**

FUND CODE	FUND NAME	CASH BALANCE 10/01/2017	PRIOR-YEAR RECLASSES	REVISED CASH BALANCE 10/01/2017	RECEIPTS	DISBURSEMENTS	TRANSFER IN/(OUT)	Net Change	CASH BALANCE 3/31/2018
BUDGETED FUNDS									
OPERATING FUNDS									
100	General	\$ 17,633,503.05	\$ (13,722.22)	\$ 17,619,780.83	\$ 12,878,716.37	\$ (8,100,880.03)	\$ 32,015.28	\$ 4,809,851.62	\$ 22,429,632.45
200	Road and Bridge Fund	3,646,036.53	0.00	3,646,036.53	4,907,577.65	(3,136,753.53)	27,579.77	1,798,403.89	5,444,440.42
270	Tobacco Settlement Fund	78,325.85	0.00	78,325.85	0.00	0.00	0.00	0.00	78,325.85
Total Operating Funds		\$ 21,357,865.43	\$ (13,722.22)	\$ 21,344,143.21	\$ 17,786,294.02	\$ (11,237,633.56)	\$ 59,595.05	\$ 6,608,255.51	\$ 27,952,398.72
SPECIAL REVENUE FUNDS									
230	CC-Records Mgmt. & Preservation	574,021.23	7,762.22	581,783.45	62,467.12	(9,529.91)	0.00	52,937.21	634,720.66
231	General Records Mgmt. & Preservation	18,411.77	0.00	18,411.77	7,198.25	(1,076.26)	109.90	6,231.89	24,643.66
232	CC-Records Archive Fee	577,952.24	(2,100.00)	575,852.24	60,790.80	0.00	0.00	60,790.80	636,643.04
234	Courthouse Security	53,722.26	0.00	53,722.26	12,995.75	(3,500.00)	(7,000.00)	2,495.75	56,218.01
235	Hotel and Motel Tax	152,448.71	0.00	152,448.71	42,798.46	(54,727.36)	(1.84)	(11,930.74)	140,517.97
236	Child Welfare	1,126.22	0.00	1,126.22	1,955.86	(1,677.52)	0.00	278.34	1,404.56
238	Crime Victims Services	4,581.76	0.00	4,581.76	215.17	0.00	0.00	215.17	4,796.93
239	Justice Court Technology	65,842.83	0.00	65,842.83	6,297.03	(3,737.26)	0.00	2,559.77	68,402.60
240	DC-Records Mgmt & Preservation	26,868.42	0.00	26,868.42	2,088.81	(8,416.63)	0.00	(6,327.82)	20,540.60
241	JP Building Special Fee	26,734.38	0.00	26,734.38	1,643.79	(54.95)	(109.90)	1,478.94	28,213.32
242	Elections Special	40,338.56	8,060.00	48,398.56	8,260.11	(8,060.00)	0.00	200.11	48,598.67
243	Guardianship	45,290.78	0.00	45,290.78	2,389.45	0.00	0.00	2,389.45	47,680.23
244	CC-Technology	5,097.92	0.00	5,097.92	586.07	0.00	0.00	586.07	5,683.99
245	DC-Technology	10,265.88	0.00	10,265.88	1,759.36	0.00	0.00	1,759.36	12,025.24
246	DC-Records Archive Fee	39,317.12	0.00	39,317.12	3,580.37	0.00	0.00	3,580.37	42,897.49
247	DC-CT Records Preservation	27,623.34	0.00	27,623.34	1,198.23	0.00	0.00	1,198.23	28,821.57
260	Law Library	26,112.93	0.00	26,112.93	8,659.52	(2,015.47)	0.00	6,644.05	32,756.98
305	Constable Forfeiture	2,166.87	0.00	2,166.87	20.94	(102.00)	0.00	(81.06)	2,085.81
Total Special Revenue Funds		\$ 1,697,923.22	\$ 13,722.22	\$ 1,711,645.44	\$ 224,905.09	\$ (92,897.36)	(\$7,001.84)	\$ 125,005.89	\$ 1,836,651.33
OTHER FUNDS									
250	Right of Way	823,642.76	0.00	823,642.76	8,133.84	0.00	0.00	8,133.84	831,776.60
281	Community Supervision & Corr.	392,751.14	0.00	392,751.14	275,150.31	(249,416.41)	(3,600.00)	22,133.90	414,885.04
290	Juvenile Probation Department	(12,323.38)	0.00	(12,323.38)	172,278.00	(140,525.88)	(4,929.00)	26,823.12	14,499.74
892	Historical Commission	51,692.62	0.00	51,692.62	567.48	(4,940.21)	0.00	(4,372.73)	47,319.89
Total Other Funds		\$ 1,255,763.14	\$ -	\$ 1,255,763.14	\$ 456,129.63	\$ (394,882.50)	\$ (8,529.00)	\$ 52,716.13	\$ 1,308,481.27
TOTAL BUDGETED FUNDS		\$ 24,311,551.79	\$ -	\$ 24,311,551.79	\$ 18,467,328.74	\$ (11,725,413.42)	\$ 44,064.21	\$ 6,785,979.53	\$ 31,097,531.32
NON-BUDGETED AND NON-COUNTY FUNDS									
890	Treasurer's State Fees	107,056.09	0.00	107,056.09	213,531.79	(218,814.91)	(26,716.05)	(31,999.17)	75,056.92
891	Payroll Fund	321,960.47	0.00	321,960.47	0.00	9,425.12	0.00	9,425.12	331,385.59
999	Upper Sabine Valley Waste Mgmt	645,776.17	0.00	645,776.17	715,366.43	(475,854.25)	(13,870.00)	225,642.18	871,418.35
TOTAL NON-BUDGETED FUNDS		\$ 1,074,792.73	\$ -	\$ 1,074,792.73	\$ 928,898.22	\$ (685,244.04)	\$ (40,586.05)	\$ 203,068.13	\$ 1,277,860.86
TOTAL CASH IN POOLED ACCOUNTS		\$ 25,386,344.52	\$ -	\$ 25,386,344.52	\$ 19,396,226.96	\$ (12,410,657.46)	\$ 3,478.16	\$ 6,989,047.66	\$ 32,375,392.18
CASH IN BANK - POOLED CASH ACCOUNTS									
890	AP Pooled Cash	1,595,582.22		1,595,582.22	11,434.02	(5,734,152.38)	5,632,000.00	(90,718.36)	1,504,863.86
890	Payroll Pooled Cash	1,423,668.97		1,423,668.97	10,636.22	(6,520,725.30)	6,590,000.00	79,910.92	1,503,579.89
890	Deposits Pooled Cash	9,375,364.68		9,375,364.68	19,253,169.44	0.00	(14,921,193.57)	4,331,975.87	13,707,340.55
890	CD Investments	2,334,394.77		2,334,394.77	12,388.25	0.00	0.00	12,388.25	2,346,783.02
890	CD Non-Depository	491,793.14		491,793.14	2,127.12	0.00	(2,769.10)	(641.98)	491,151.16
890	CDARS Investments	9,655,029.10		9,655,029.10	101,976.63	0.00	2,548,872.67	2,650,849.30	12,305,878.40
890	TexPool Pooled Investments	505,781.64		505,781.64	3,123.66	0.00	0.00	3,123.66	508,905.30
890	Jury Pooled Cash	4,730.00		4,730.00	0.00	(7,930.00)	10,090.00	2,160.00	6,890.00
TOTAL CASH IN BANK - POOLED CASH ACCOUNTS		\$ 25,386,344.52	\$ -	\$ 25,386,344.52	\$ 19,394,855.34	\$ (12,262,807.68)	(\$143,000.00)	\$ 6,989,047.66	\$ 32,375,392.18
									0.00

FUND CODE	FUND NAME	CASH BALANCE 10/01/2017	PRIOR-YEAR	REVISED	RECEIPTS	DISBURSEMENTS	TRANSFER IN/(OUT)	Net Change	CASH BALANCE 3/31/2018
			RECLASSES	CASH BALANCE 10/01/2017					
CASH IN BANK - NON POOLED CASH ACCOUNTS - NON-BUDGE									
BANKTEXAS ACCOUNTS									
200	Road & Bridge CD RRC Restricted	\$ 26,574.21		\$ 26,574.21	\$ 132.06	\$ -	\$ -	\$ 132.06	\$ 26,706.27
233	Sheriff's Forfuture Fund (Budgeted)	4,349.21		4,349.21	0.00	(3,602.91)	0.00	-3602.91	746.30
401	Grant Fund	0.00		0.00	0.00	0.00	0.00	0.00	0.00
601	Interest & Sinking	23,216.61		23,216.61	445.23	0.00	0.00	445.23	23,661.84
895	Health Plan	23,451.64		23,451.64	1,403,239.83	(1,553,334.73)	182,546.50	32,451.60	55,903.24
895	Health Plan MMKT	644,830.59		644,830.59	6,792.23	0.00	(95,000.00)	(88,207.77)	556,622.82
895	Health Plan CD	209,413.90		209,413.90	1,044.21	0.00	0.00	1,044.21	210,458.11
895	Health Plan CDARS	852,720.68		852,720.68	7,043.47	0.00	(87,546.50)	(80,503.03)	772,217.65
898	MRP/DPC Clearing	9,126.36		9,126.36	24,725.51	(28,204.64)	0.00	(3,479.13)	5,647.23
	District Clerk Clearing	28,766.90		28,766.90	160,565.82	(160,310.70)	0.00	255.12	29,022.02
	JP1 Clearing	26,844.90		26,844.90	127,211.73	(130,984.80)	0.00	(3,773.07)	23,071.83
	JP2 Clearing	11,739.70		11,739.70	73,750.36	(72,459.55)	0.00	1,290.81	13,030.51
	JP3 Clearing	11,294.50		11,294.50	89,377.59	(85,139.07)	0.00	4,238.52	15,533.02
	JP4 Clearing	5,092.00		5,092.00	47,706.10	(46,395.70)	0.00	1,310.40	6,402.40
	RV Clearing	0.00		0.00	0.00	0.00	0.00	0.00	0.00
	Treasurer's Credit Card	0.00		0.00	6,751.44	(5,724.91)	0.00	1,026.53	1,026.53
999	USVSWMD Payroll Clearing	0.00		0.00	0.00	(92,482.51)	143,000.00	50,517.49	50,517.49
999	USVSWMD CD TCEQ Restricted	12,755.62		12,755.62	63.38	0.00	0.00	63.38	12,819.00
	TOTAL BANKTEXAS - NON POOLED CASH ACCOUN	\$ 1,890,176.82	\$ -	\$ 1,890,176.82	\$ 1,948,848.96	\$ (2,178,639.52)	\$ 143,000.00	\$ (86,790.56)	\$ 1,803,386.26
TEXPOOL ACCOUNTS									
601	Interest & Sinking	36,318.52		36,318.52	224.30	0.00	0.00	224.30	36,542.82
895	Health Plan	1,157.92		1,157.92	6.81	0.00	0.00	6.81	1,164.73
	TOTAL TEXPOOL - NON POOLED CASH ACCOUNTS	\$ 37,476.44	\$ -	\$ 37,476.44	\$ 231.11	\$ 0.00	\$ 0.00	\$ 231.11	\$ 37,707.55
	TOTAL CASH IN BANK - NON POOLED CASH ACCOUNTS	\$ 1,927,653.26	\$ -	\$ 1,927,653.26	\$ 1,949,080.07	\$ (2,178,639.52)	\$ 143,000.00	\$ (86,559.45)	\$ 1,841,093.81
	TOTAL CASH IN BANK - ALL TREASURER'S ACCOUNTS	\$ 27,313,997.78	\$ -	\$ 27,313,997.78	\$ 21,343,935.41	\$ (14,441,447.20)	\$ (0.00)	\$ 6,902,488.21	\$ 34,216,485.99

Miscellaneous Information

Indebtedness as of 3/31/2018: \$0.00 Certificate of Obligation: None
 RB Line of Credit-Railroad Commission \$25,000 CD Secured - Current Balance Available \$26,706

Bank Texas (including CDARS and ICS)	Cash Balance	\$ 33,178,721.98	
Non-Depository Investments	Cash Balance	491,151.16	
TexPool:	Cash Balance	546,612.85	
Total		\$ 34,216,485.99	0.00
Bank Texas Interest Income:		\$ 154,053.75	
Certificates of Deposit:		15,754.82	
CDARS Interest Income:		109,024.10	
TexPool Interest Income:		3,354.77	
Total Interest Income		\$ 282,187.44	0.00

I, Becky S. Burford, County Treasurer, in and for the County of Wood, State of Texas, do hereby present the March 2018 Statement of Cash Accounts Activity, the attached Treasurer's Report of Cash Receipts and Disbursements, and the Report of Securities as true and correct statements, to the best of my knowledge, of accounts under the control of Wood County Treasurer and furthermore state that the fund balances are on deposit earning interest in accordance with the Wood County Investment Policy earning interest in accordance with the Wood County Depository Contract.

Presented, examined, and accepted at the regular term of Commissioners Court on this the 10th day of May 2018.

Becky S. Burford
 Becky S. Burford, County Treasurer

Bryan Jeanes
 Bryan Jeanes, County Judge

Virgil Holland, Jr.
 Virgil Holland, Jr., Commissioner Precinct 1


Jerri Sellers
 Jerri Sellers, Commissioner Precinct 2

Mike Simmons
 Mike Simmons, Commissioner Precinct 3

Russell Adker
 Russell Adker, Commissioner Precinct 4

Jerri Sellers
 Jerri Sellers, Auditor

TEST: *Kelley Price*
 Kelley Price, County Clerk



**WOOD COUNTY, TEXAS
 RECAP OF FUNDS BY BANK ACCOUNTS
 FOR THE YEAR-TO-DATE ENDING MARCH 31, 2018**

Fund	Beginning Cash Balance	M-T-D Receipts	M-T-D Disbursements	Transfers	Ending Balance	BankTexas Quitman	-----Allocation of Cash-----			Total Cash
							BankTexas CDARS	Non-Depository Banks	TexPool	
200 Road & Bridge CD Restricted	\$ 26,574.21	\$132.06	\$0.00	\$0.00	\$26,706.27	\$26,706.27	\$0.00	\$0.00	\$0.00	\$26,706.27
233 Sheriff Forfeiture Fund	4,349.21	0.00	(3,602.91)	0.00	746.30	\$746.30				\$746.30
401 Texas Comm. Dev. Program	0.00	0.00	0.00	0.00	0.00	\$0.00	0.00	0.00	0.00	0.00
601 Interest and Sinking	59,535.13	669.53	0.00	0.00	60,204.66	23,661.84	0.00	0.00	36,542.82	60,204.66
890 Pooled Funds	12,905,127.51	19,278,363.34	(12,262,807.68)	(2,689,103.57)	17,231,579.60	16,722,674.30	0.00	0.00	508,905.30	17,231,579.60
890 Pooled CDs	12,481,217.01	116,492.00	0.00	2,546,103.57	15,143,812.58	2,346,783.02	12,305,878.40	491,151.16	0.00	15,143,812.58
895 Health Plan Fund	24,609.56	1,403,246.64	(1,553,334.73)	182,546.50	57,067.97	55,903.24	0.00	0.00	1,164.73	57,067.97
895 Health Plan Fund MMKT	644,830.59	6,792.23	0.00	(95,000.00)	556,622.82	556,622.82	0.00	0.00	0.00	556,622.82
895 Health Plan CDs	1,062,134.58	8,087.68	0.00	(87,546.50)	982,675.76	210,458.11	772,217.65	0.00	0.00	982,675.76
898 MRP/DPC Clearing	9,126.36	24,725.51	(28,204.64)	0.00	5,647.23	5,647.23	0.00	0.00	0.00	5,647.23
District Clerk Clearing	28,766.90	160,565.82	(160,310.70)	0.00	29,022.02	29,022.02	0.00	0.00	0.00	29,022.02
JP1 Clearing	26,844.90	127,211.73	(130,984.80)	0.00	23,071.83	23,071.83	0.00	0.00	0.00	23,071.83
JP2 Clearing	11,739.70	73,750.36	(72,459.55)	0.00	13,030.51	13,030.51	0.00	0.00	0.00	13,030.51
JP3 Clearing	11,294.50	89,377.59	(85,139.07)	0.00	15,533.02	15,533.02	0.00	0.00	0.00	15,533.02
JP4 Clearing	5,092.00	47,706.10	(46,395.70)	0.00	6,402.40	6,402.40	0.00	0.00	0.00	6,402.40
RV Park Clearing	0.00	0.00	0.00	0.00	0.00	0.00	0.00	0.00	0.00	0.00
Treasurer's Credit Card	0.00	6,751.44	(5,724.91)	0.00	1,026.53	1,026.53	0.00	0.00	0.00	1,026.53
999 USVSWMD Payroll Clearing	0.00	0.00	(92,482.51)	143,000.00	50,517.49	50,517.49	0.00	0.00	0.00	50,517.49
999 USVSWMD CD Restricted*	<u>12,755.62</u>	<u>63.38</u>	<u>0.00</u>	<u>0.00</u>	<u>12,819.00</u>	<u>12,819.00</u>	<u>0.00</u>	<u>0.00</u>	<u>0.00</u>	<u>12,819.00</u>
Grand Total	\$ 27,313,997.78	\$ 21,343,935.41	\$ (14,441,447.20)	\$ -	\$ 34,216,485.99	\$ 20,100,625.93	\$ 13,078,096.05	\$ 491,151.16	\$ 546,612.85	\$ 34,216,485.99

SECURITIES PLEDGED TO WOOD COUNTY, TEXAS
Report as of March 31, 2018

ID	Pledge Date	Description	CUSIP	Maturity Date	Current Par	Market Value 28-Feb-18	Market Value 31-Mar-18
	02/07/2013	Waco TX ISD	929845RP2	8/15/19	145,000	148,502	147,981
	12/30/2014	Mineola, TX	602771JG3	9/1/19	165,000	172,110	171,395
	02/07/2013	Anahuac TX ISD	032645CZ4	2/15/20	100,000	105,651	105,243
	02/07/2013	Angelina Cnty TX	034717KW7	2/15/20	155,000	156,119	155,825
	02/07/2013	Arlington TX ISD	041826XC7	2/15/20	100,000	102,585	102,293
	12/30/2014	Diboll CTFS OBLIGA	252867KU9	2/15/20	80,000	80,932	80,765
	02/07/2013	Ector TX ISD	279272CQ9	2/15/20	110,000	113,012	112,699
	02/07/2013	Jasper TX ISD	471844HP8	2/15/20	105,000	110,109	109,584
	12/30/2014	Ennis CTFS OBLIG	293425VN1	8/1/20	100,000	102,650	102,360
	02/01/2013	Sanger TX	800876DH4	8/1/20	100,000	103,361	103,036
	01/05/2015	Beeville-CTFS	077131JG6	8/15/20	70,000	70,603	70,421
	02/06/2013	Keller TX	487684U91	8/15/20	140,000	140,235	140,203
	02/01/2013	Lone Oak TX ISD	542218GA4	8/15/20	195,000	196,679	196,174
	12/31/2014	Sulphur Springs-Ref TX	865525QZ5	9/1/20	180,000	181,150	180,740
	12/31/2014	Upton CO-Ref TX	916813AY4	Released 3/26/2018	100,000	101,740	Released 3/26/2018
	12/31/2014	Arlington ISD Bldg	041826XP8	2/5/21	150,000	157,110	156,555
	12/31/2014	El Campo ISD	282783FP9	2/15/21	175,000	182,327	181,844
	02/06/2013	Jasper TX ISD	471844HQ6	2/15/21	105,000	112,665	112,283
	02/09/2013	Ferris TX	31569CT3	3/1/21	105,000	107,628	107,411
	12/31/2014	Caldwell Cnty	129006FH0	Released 3/26/2018	60,000	61,356	Released 3/26/2018
	12/31/2014	Beeville-CTFS	077131JH4	8/15/21	70,000	71,917	71,726
	12/31/2014	Krum TX	501080DZ5	Released 3/26/2018	100,000	108,038	Released 3/26/2018
	12/31/2014	Celina-CTFS OBLG	151141MH8	9/1/21	70,000	72,806	72,605
	02/07/2013	West Univ Place TX	956398QW4	Released 3/26/2018	100,000	104,315	Released 3/26/2018
	02/07/2013	Japser TX ISD	471844HR4	2/15/22	110,000	119,640	119,204
	02/07/2013	Ferris TX	315669CU0	3/1/22	110,000	112,673	112,388
	12/31/2014	Lake Jackson Wtr/SWR	510066NW9	Released 3/26/2018	100,000	102,655	Released 3/26/2018
	08/03/2015	Nursery ISD SC	67058DBK6	8/15/23	160,000	168,051	167,586
	12/31/2014	Washington Jr. Clg	938688TG3	10/1/23	100,000	105,617	105,415
	12/31/2014	Watauga-CTFS	941097PA9	2/1/24	100,000	103,465	102,983
	12/31/2014	Belton ISD	081077WG0	2/15/24	100,000	102,097	101,766
		NeTX Cmnty Gig	6643788EE5	4/1/24	175,000	185,794	185,341
	12/31/2014	Beeville-CTFS	077131JM3	8/15/25	155,000	164,312	164,043
	12/31/2014	Watauga-CTFS	941097PE1	2/1/28	105,000	107,998	107,797
	05/31/2017	Wylie-Ref Tx	983064TW6	2/15/29	625,000	646,013	645,350
	07/01/2016	Bowie ISD	102529HM9	8/15/30	405,000	412,258	410,873
		FHLMC	3132LKA34	10/1/30	3,825,000	2,978,779	2,971,996
	05/31/2017	Arlington ISD TX	41826B49	Released 3/26/2018	310,000	321,284	Released 3/26/2018
	04/28/2017	Arlington ISD Bldg	41826S90	Released 3/26/2018	415,000	439,082	Released 3/26/2018
	12/21/2017	Richardson ISD-BLDG	763261W26	Released 3/26/2018	2,000,000	2,275,920	Released 3/26/2018
		Conroe-A-CTFS Oblig TX 37	208399G82	03/01/2037	420,000	436,128	435,670
		Austin ISD	052430PT6	Released 3/26/2018	1,115,000	1,273,943	Released 3/26/2018
		Trinity River-Ref TX	89658JVM9	Released 3/26/2018	1,100,000	1,270,896	Released 3/26/2018
					\$14,210,000	\$14,190,205	\$8,111,555

4,245,000

(227,812)

0

Total BankTexas Account Balances as of report date:

7,565,289

6,934,453

187.57%

116.97%

NOTE: FDIC insurance coverage is in addition to listed securities.
*Additional Pledges were pledged on 01/02/2018.

WOOD COUNTY, TEXAS

INVESTMENT ACTIVITY FOR MARCH 31, 2018


03/31/2018													
CD ID	Description	Bank	Acct	Maturity Date	Original Principal	Prior Balance			Withdrawals	Current Balance	This Month's	Accumulated	
						02/28/2018	Purchases/Deposits	Interest Credited		03/31/2018	Unpaid Interest	Unpaid Interest	
16	*7485 DPC 12 MONTH	BTH	DPC	11/10/2018	\$ 500,000.00	\$ 525,396.62		\$ 403.04		\$ 525,799.66	\$ 316.92	\$ 316.92	
17	*7507 DPC 12 MONTH	BTH	DPC	11/10/2018	250,000.00	262,698.30		201.52		262,899.82	158.46	158.46	
18	*7523 HP 12 MONTH	BTH	HP	11/10/2018	75,000.00	78,809.44		60.46		78,869.90	47.53	47.53	
58	*182 DPC 365 DAY	CNB	DPC	10/15/2018	124,200.00	123,858.02		0.00		123,858.02	124.88	300.48	
59	*183 DPC 365 DAY	CNB	DPC	10/15/2018	124,200.00	123,858.02		0.00		123,858.02	124.88	300.48	
60	*884 DPC 365 DAY	FNBW	DPC	10/16/2018	117,500.00	121,717.56		0.00		121,717.56	141.70	302.06	
61	*885 DPC 365 DAY	FNBW	DPC	10/16/2018	117,500.00	121,717.56		0.00		121,717.56	141.70	302.06	
96	*4149 365 DAY	BTH	DPC	12/31/2018	500,000.00	515,594.34		437.90		516,032.24	14.13	14.13	
97	*4160 365 DAY	BTH	HP	12/31/2018	127,500.00	131,476.54		111.67		131,588.21	3.60	3.60	
123	CD 24 month	BTH	DPC	08/13/2018	500,000.00	520,566.41		459.24		521,025.65	311.90	311.90	
124	CD 24 month	BTH	DPC	08/13/2018	500,000.00	520,566.41		459.24		521,025.65	311.90	311.90	
167I	CDARS 30 Month	BTH	DPC	05/24/2018	515,000.00	532,727.34		1,177.64		533,904.98	0.00	0.00	
171H	CDARS 30 Month	BTH	DPC	07/19/2018	620,000.00	641,134.97		1,340.88		642,475.85	0.00	0.00	
172H	CDARS 30 Month	BTH	DPC	07/19/2018	260,000.00	268,863.01		562.30		269,425.31	0.00	0.00	
173H	CDARS 30 Month	BTH	DPC	07/26/2018	415,000.00	428,944.36		897.10		429,841.46	0.00	0.00	
174H	CDARS 30 Month	BTH	DPC	07/26/2018	415,001.00	428,945.36		897.11		429,842.47	0.00	0.00	
175H	CDARS 30 Month	BTH	DPC	07/26/2018	415,002.00	428,946.46		897.11		429,843.57	0.00	0.00	
179G & 179H	CDARS 30 Month	BTH	DPC	09/06/2018	405,502.00	418,923.95		950.45		419,874.40	0.00	0.00	
181G	CDARS 30 Month	BTH	HP	09/07/2018	260,000.00	267,873.90		560.24		268,434.14	0.00	0.00	
183	CDARS 104 Week	BTH	DPC	05/03/2018	407,252.00	414,739.67		352.38		415,092.05	0.00	0.00	
194E & 194F	CDARS 30 Month	BTH	DPC	03/21/2019	405,504.00	413,868.86		2,400.73		416,269.59	316.01	316.01	
196B & 196C	CDARS 30 Month	BTH	DPC	12/12/2019	750,000.00	757,139.07		4,391.95		761,531.02	983.06	983.06	
197B & 197C	CDARS 30 Month	BTH	DPC	12/12/2019	750,001.00	757,140.07		4,391.96		761,532.03	983.06	983.06	
198B	CDARS 30 Month	BTH	DPC	02/06/2020	750,001.00	758,767.21		1,677.32		760,444.53	0.00	0.00	
198-2A & B	CDARS 30 Month	BTH	DPC	03/19/2020	750,003.00	756,980.95		1,586.50		758,567.45	0.00	0.00	
199A & 199B	CDARS 30 Month	BTH	DPC	03/19/2020	750,004.00	756,981.96		1,586.50		758,568.46	0.00	0.00	
200A & 200B	CDARS 30 Month	BTH	HP	03/19/2020	250,000.00	252,325.97		528.83		252,854.80	0.00	0.00	
201A	CDARS 30 Month	BTH	DPC	04/30/2020	750,005.00	755,422.49		1,579.89		757,002.38	0.00	0.00	
202 & 202A	CDARS 30 Month	BTH	DPC	06/11/2020	750,006.00	753,685.60		1,644.75		755,330.35	0.00	0.00	
203	CDARS 30 Month	BTH	DPC	08/06/2020	750,007.00	751,129.73		1,660.44		752,790.17	0.00	0.00	
204	CDARS 30 Month	BTH	HP	08/06/2020	250,001.00	250,375.24		553.47		250,928.71	0.00	0.00	
205	CDARS 30 Month	BTH	DPC	08/06/2020	750,008.00	751,130.73		1,660.44		752,791.17	0.00	0.00	
206	CDARS 30 Month	BTH	DPC	09/17/2020	750,008.00	0.00	750,008.00	367.08		750,375.08	0.00	0.00	
207	CDARS 30 Month	BTH	DPC	09/17/2020	750,009.00	0.00	750,009.00	367.08		750,376.08	0.00	0.00	
Restricted	RB CD *1703 RRC	BTH*	DPC	03/26/2019	25,000.00	26,685.80		20.47		26,706.27	2.19	2.19	
Restricted	USV CD *1639 TCEQ	BTH*	DPC	03/25/2019	12,000.00	12,809.17		9.83		12,819.00	1.40	1.40	
Total CDs					\$ 15,841,214.00	\$ 14,631,801.09	\$ 1,500,017.00	\$ 34,195.52	\$ -	\$ 16,166,013.61	\$ 3,983.32	\$ 4,655.24	
TEXPOOL					WAM	496		0.00		(0.00)			
Deposit Pooled Cash		TxP	DPC			\$ 508,251.07	\$ -	\$ 654.23	\$ -	\$ 508,905.30	n/a	n/a	
Interest & Sinking		TxP	I&S			36,495.84		46.98		36,542.82	n/a	n/a	
Health Plan		TxP	HP			1,163.23		1.50		1,164.73	n/a	n/a	
Total Pools						\$ 545,910.14	\$ -	\$ 702.71	\$ -	\$ 546,612.85			
Money Market Account													
Deposit Pooled Account		BTH	DPC			626,500.67		1,141.52	(1,500.67)	626,141.52			
Health Plan Account		BTH	HP			556,008.93	0.00	613.89		556,622.82	n/a	n/a	
Total Money Market Accounts						1,368,912.78	0.00	1,755.41	(1,500.67)	1,182,764.34			
Insured Cash Sweeps Accounts													
Deposit Pooled Cash		BTH*	Daily	n/a		\$ 14,298,160.26	\$ 2,062,445.65	\$ 18,633.58	\$ (3,298,040.46)	\$ 13,081,199.03	n/a	n/a	
Accounts Payable Cash		BTH*	Daily	n/a		1,553,110.58	819,125.00	2,474.25	(943,159.84)	1,431,549.99	n/a	n/a	
Payroll Cash		BTH*	Daily	n/a		1,527,139.66	949,930.74	2,441.69	(967,597.54)	1,511,914.55	n/a	n/a	
Health Plan		BTH*	Daily	n/a		175,124.17	154,681.91	238.33	(206,244.97)	123,799.44	n/a	n/a	
Total Sweeps						\$ 17,553,534.67	\$ 3,986,183.30	\$ 23,787.85	\$ (5,415,042.81)	\$ 16,148,463.01			
Total Investments					Total WAM days	480	\$ 34,100,158.68	\$ 5,486,200.30	\$ 60,441.49	\$ (5,416,543.48)	\$ 34,043,853.81	\$ 3,983.32	\$ 4,655.24

Investments By Type		
BT - Traditional CD	\$ 2,557,241.13	7.51%
BT - CDARS	13,078,096.05	38.42%
Non-Depository CD	491,151.16	1.44%
BT-Restricted CD	39,525.27	0.12%
BT-ICS *	16,148,463.01	47.43%
Money Market Accts	1,182,764.34	3.47%
Pools	546,612.85	1.61%
Total	\$ 34,043,853.81	100.00%
	0.00	

* Does not include in-transit items which can be either positive or negative.

Note BT* - BankTexas is the county's placement bank for both CDARS and ICS accounts into other FDIC covered banks. For bank details use Supplement Investment Schedule.

I hereby submit the above report in addition to attached Supplement Investment Schedule as the written report of investment transactions for all invested funds held by Wood County Treasurer for period shown above and certify that these investments are in compliance with the local investment policy and Public Funds Investment Act.



Becky S. Burford, Wood County Treasurer
Wood County Investment Officer

WOOD COUNTY, TEXAS
Supplement Investment Schedule
Summary of FDIC-Insured Institutions
Outside of Depository Bank
03/31/2018

Bank	Location	Balance	Reference	Recap By Type	Totals	
City National Bank	Quitman, TX	\$ 247,716.04	CD 58& 59	Local CD	\$ 491,151.16	
First National Bank-Winnsboro, TX	Winnsboro, TX	243,435.12	CD 60& 61	Insured Cash Sweeps	16,148,463.01	0.00
Champlain National Bank	Elizabethtown, NY	156,946.16	CDARS#167I	CDARS	13,078,096.05	0.00
First Security Bank	Mackinaw, IL	248,170.83	CDARS#167I		29,717,710.22	
Fortress Bank	Peoria, IL	128,787.99	CDARS#167I		\$ 0.00	
Franklin Synergy Bank	Franklin, TN	228,015.99	CDARS#171H			
Live Oak Banking Company	Wilmington, NC	248,720.65	CDARS#171H			
Seaside National Bank & Trust	Orlando, FL	165,739.21	CDARS#171H			
Franklin Synergy Bank	Franklin, TN	20,704.66	CDARS#172H			
Marquis Bank	North Miami Beach, FL	248,720.65	CDARS#172H			
First Dakota National Bank	Yankton, SD	248,603.35	CDARS#173H			
First National Bank	Damariscotta, ME	107,070.48	CDARS#173H			
Main Street Bank	Marlborough, MA	74,167.63	CDARS#173H			
First National Bank	Damariscotta, ME	141,532.87	CDARS#174H			
Fortress Bank	Peoria, IL	119,590.90	CDARS#174H			
Lincoln Savings Bank	Cedar Falls, IA	85,776.39	CDARS#174H			
Seaside National Bank & Trust	Orlando, FL	82,942.31	CDARS#174H			
Lincoln Savings Bank	Cedar Falls, IA	162,826.95	CDARS#175H			
Security Bank	Tulsa, OK	18,413.27	CDARS#175H			
Signature Bank	New York, NY	248,603.35	CDARS#175H			
Bank Hapoalim B.M.	New York, NY	247,951.18	CDARS#179H			
Northern Bank & Trust Company	Woburn, MA	171,923.22	CDARS#179H			
Farmers Bank & Trust	Great Bend, KS	3,380.61	CDARS#181G			
Landmark Bank	Columbia, MO	236,438.28	CDARS#181G			
The Muncy Bank and Trust Company	Muncy, PA	28,615.25	CDARS#181G			
BankFirst	Norfolk, NE	95,560.90	CDARS#183			
Citizens Savings Bank and Trust Company	Nashville, TX	77,459.02	CDARS#183			
First Western Trust Bank	Denver, CO	242,072.13	CDARS#183			
First International Bank & Trust	Watford City, ND	247,500.00	CDARS#194F			
Wyoming Community Bank	Riverton, WY	168,769.59	CDARS#194F			
Bank of Hope	Los Angeles, CA	247,500.00	CDARS#196C			
Bar Harbor Bank & Trust	Bar Harbor, ME	247,500.00	CDARS#196C			
Pathfinder Bank	Oswego, NY	19,031.02	CDARS#196C			
Valley National Bank	Wayne, NJ	247,500.00	CDARS#196C			
Central Bank and Trust Company	Hutchinson, KS	49,919.59	CDARS#197C			
Pathfinder Bank	Oswego, NY	228,468.98	CDARS#197C			
Union Bank & Trust	Lincoln, NE	247,500.00	CDARS#197C			
Yampa Valley Bank	Steamboat Springs, CO	235,643.46	CDARS#197C			
Generations Bank	Seneca Falls, NY	248,418.44	CDARS#198B			
Great Southern Bank	Reeds Spring, MO	248,418.44	CDARS#198B			
SmartBank	Pigeon Forge, TN	248,418.44	CDARS#198B			
The First National Bank of Elmer	Elmer, NJ	15,189.21	CDARS#198B			
Bank of Western Oklahoma	Elk City, OK	85,632.38	CDARS#198-2B			
Columbus Bank & Tr Co	Columbus, NE	171,388.09	CDARS#198-2B			
Independent Bank	Ionia, MI	247,687.89	CDARS#198-2B			
Mauch Chunk Trust Company	Jim Thorpe, PA	247,687.89	CDARS#198-2B			
Optima Bank & Trust Company	Portsmouth, NH	6,171.20	CDARS#198-2B			
MidWestOne Bank	Iowa City, IA	21,675.99	CDARS#199B			
Optima Bank & Trust Company	Portsmouth, NH	241,516.69	CDARS#199B			
Rockford bank and Trust Company	Rockford, IL	247,687.89	CDARS#199B			
TriState Capital Bank	Pittsburgh, PA	247,687.89	CDARS#199B			
Bank of Western Oklahoma	Elk City, OK	162,055.51	CDARS#200B			
Landmark Bank	Columbia, MO	12,009.11	CDARS#200B			
Wyoming Community Bank	Riverton, WY	78,790.18	CDARS#200B			
Amarillo National Bank	Amarillo, TX	248,486.09	CDARS#201A			
CoastalStates Bank	Hilton Head Island, SC	248,486.09	CDARS#201A			
First Interstate Bank	Billings, MT	248,486.09	CDARS#201A			
The Muncy Bank and Trust Company	Muncy, PA	11,544.11	CDARS#201A			
CIBC Bank USA	Chicago, IL	247,819.50	CDARS#202A			
Howard Bank	Ellicott City, MD	247,819.50	CDARS#202A			
Old Second National Bank	Aurora, IL	247,819.50	CDARS#202A			
Yampa Valley Bank	Steamboat Springs, CO	11,871.85	CDARS#202A			
Bank of Blue Valley	Overland Park, KS	223,183.08	CDARS#203			
Community West Bank, N.A.	Goleta, CA	32,770.21	CDARS#203			
Countryside Bank	Countryside Bank	248,418.44	CDARS#203			
Simmons Bank	Pine Bluff, AR	248,418.44	CDARS#203			
Bank of Blue Valley	Overland Park, KS	25,235.36	CDARS#204			
Centric Bank	Harrisburg, PA	225,693.35	CDARS#204			
Bank of America, N.A.	Charlotte, NC	248,418.44	CDARS#205			
Centric Bank	Harrisburg, PA	22,725.07	CDARS#205			
MainStreet Bank	Fairfax, VA	248,418.44	CDARS#205			
The First National Bank of Elmer	Elmer, NJ	233,229.22	CDARS#205			
Bank Iowa	West Des Moines, IA	246,120.40	CDARS#206			
Minnwest Bank	Redwood Falls, MN	12,013.88	CDARS#206			
Parke Bank	Sewell, NJ	246,120.40	CDARS#206			
St. Louis Bank	Town and Country, MO	246,120.40	CDARS#206			
AVB Bank	Broken Arrow, OK	246,120.40	CDARS#207			
Main Street Bank	Marlborough, MA	172,245.79	CDARS#207			
Minnwest Bank	Redwood Falls, MN	85,889.49	CDARS#207			
ZB, National Association	Salt Lake City, UT	246,120.40	CDARS#207			
17751 Androscooggin Savings Bank	Lewiston, ME	245,308.95	ICS-DPC			
5296 Associated Bank, N.A.	Green Bay, WI	245,270.01	ICS-DPC			
18408 Bangor Savings Bank	Bangor, ME	245,308.95	ICS-DPC			
32779 Bank of Marin	Novato, CA	245,048.66	ICS-DPC			
110 Bank of the Ozarks	Little Rock, AR	245,308.95	ICS-DPC			

WOOD COUNTY, TEXAS
Supplement Investment Schedule
Summary of FDIC-Insured Institutions
Outside of Depository Bank

03/31/2018

	<u>Bank</u>	<u>Location</u>	<u>Balance</u>	<u>Reference</u>	<u>Recap By Type</u>	<u>Totals</u>
58979	BankUnited	Miami Lakes, FL	245,308.95	ICS-DPC		
9846	BB&T	Winston Salem, NC	228.97	ICS-DPC		
23621	Berkshire Bank	Pittsfield, MA	245,308.95	ICS-DPC		
6976	BNB Bank	Bridgehampton, NY	245,048.66	ICS-DPC		
35546	Bofi Federal Bank	San Diego, CA	245,308.95	ICS-DPC		
4214	BOKF, National Association	Tulsa, OK	221.34	ICS-DPC		
12923	Bremer Bank, National Association	South St. Paul, MN	122.45	ICS-DPC		
16450	Busey Bank	Champaign, IL	245,308.95	ICS-DPC		
58228	Business First Bank	Baton Rouge, LA	99.64	ICS-DPC		
11241	Centennial Bank	Conway, AR	245,308.95	ICS-DPC		
33555	CenterState of Florida,N.A.	Winter Haven, FL	245,308.95	ICS-DPC		
12854	Centier Bank	Merrillville, IN	229.92	ICS-DPC		
4534	Central Bank of St. Louis	Clayton, MO	282.53	ICS-DPC		
19943	Century Bank and Trust Company	Somerville, MA	6.09	ICS-DPC		
597	Chemung Canal Trust Company	Elmira, NY	245,308.95	ICS-DPC		
34325	Comty Bank of Oak Park River Forest	Oak Park, IL	130.60	ICS-DPC		
10146	Commonwealth Bank and Trust Co	Louisville, KY	250.55	ICS-DPC		
13198	Cornerstone Bank	Fargo, ND	98.48	ICS-DPC		
34444	Customers Bank	Wyomissing, PA	245,308.95	ICS-DPC		
32245	Dollar Bank, Federal Savings Bank	Pittsburgh, PA	245,308.95	ICS-DPC		
15219	Dubaque Bank and Trust Company	Dubuque, IA	245,308.95	ICS-DPC		
34742	Eagle Bank	Bethesda, MD	245,306.40	ICS-DPC		
58632	Empire National Bank	Islandia, NY	245,308.95	ICS-DPC		
27237	Enterprise Bank and Trust	Clayton, MO	245,308.95	ICS-DPC		
25858	Equity Bank	Andover, KS	258.92	ICS-DPC		
58741	Fieldpoint Private Bank & Trust	Greenwich, CT	186.68	ICS-DPC		
58486	FineMark National Bank & Trust	Fort Myers, FL	5.15	ICS-DPC		
5097	First Bank Blue Earth	Blue Earth, MN	140.77	ICS-DPC		
4433	First Citizens Bank	Mason City, IA	245,308.95	ICS-DPC		
5452	First National Bank of Omaha	Omaha, NE	245,107.08	ICS-DPC		
4977	First Tennessee Bank, NA	Memphis, TN	104,278.29	ICS-DPC		
659	Five Star Bank	Warsaw, NY	245,308.95	ICS-DPC		
58564	Flushing Bank	Uniondale, NY	245,308.95	ICS-DPC		
7472	FNCB	Dunmore, PA	107.12	ICS-DPC		
7551	Fulton Bank, N.A.	Lancaster, PA	245,308.95	ICS-DPC		
57071	Georgia Banking Company	Atlanta, GA	123.09	ICS-DPC		
7074	Glens Falls Natl Bank and Trust Co	Glens Falls, NY	245,308.95	ICS-DPC		
15289	Great Western Bank	Watertown, SD	245,308.95	ICS-DPC		
10359	Happy State Bank	Happy, TX	245,308.95	ICS-DPC		
29012	Heritage Bank	Olympia, WA	245,308.95	ICS-DPC		
28100	Iberiabank	Lafayette, LA	245,308.95	ICS-DPC		
3664	Illinois National Bank	Springfield, IL	245,308.95	ICS-DPC		
20989	Independence Bank	Havre, MT	245,308.95	ICS-DPC		
3076	Independent Bank	Mckinney, TX	245,308.95	ICS-DPC		
18198	Ion Bank	Naugatuck, CT	245,308.95	ICS-DPC		
20156	Kirkpatrick Bank	Edmond, OK	218,823.62	ICS-DPC		
14969	Kish Bank	Belleville, PA	2.20	ICS-DPC		
27589	Lake Forest Bank & Trust Co,N.A.	Lake Forest, IL	245,243.43	ICS-DPC		
6516	Liberty National Bank	Ada, OK	107.12	ICS-DPC		
19531	Machias Savings Bank	Machias, ME	245,308.95	ICS-DPC		
18618	Manufacturers Bank	Los Angeles, CA	245,308.95	ICS-DPC		
18013	Mascoma Savings Bank	Lebanon, NH	245,308.95	ICS-DPC		
18429	Morton Community Bank	Morton,IL	245,308.95	ICS-DPC		
32325	Mutual of Omaha Bank	Omaha, NE	245,308.95	ICS-DPC		
7230	NBT Bank, National Association	Norwich, NY	245,308.95	ICS-DPC		
16022	New York Community Bank	Westbury, NY	245,308.95	ICS-DPC		
27599	Old Line Bank	Bowie, MD	245,308.95	ICS-DPC		
28866	Oritani Bank	Township of Washington	245,308.95	ICS-DPC		
35583	Pinnacle Bank	Nashville, TN	245,308.95	ICS-DPC		
33867	Quad City Bank and Trust Company	Bettendorf, IA	254.95	ICS-DPC		
23627	Republic Bank & Trust Company	Louisville, KY	245,308.95	ICS-DPC		
57348	SouthEast Bank	Farragut, TN	245,308.95	ICS-DPC		
13292	The Bank of Castile	Castile, NY	245,033.90	ICS-DPC		
6653	The Park National Bank	Newark,OH	245,308.95	ICS-DPC		
23623	The Washington Trust Company of	Westerly, RI	245,308.95	ICS-DPC		
21468	Total Bank	Miami, FL	38.95	ICS-DPC		
6548	U.S. Bank National Association	Cincinnati, OH	245,308.95	ICS-DPC		
58433	Waterford Bank, N.A.	Toledo,OH	240.71	ICS-DPC		
15614	West Bank	West Des Moines, IA	245,308.95	ICS-DPC		
57512	Western Alliance Bank	Phoenix, AZ	245,308.95	ICS-DPC		
58479	Bank of Central Florida	Lakeland, FL	18.61	ICS-AP		
19506	Bank of Springfield	Springfield, IL	5.65	ICS-AP		
11578	Burke & Herbert Bank & Trust Co.	Alexandria, VA	245,429.95	ICS-AP		
20954	Citizen National Bank	Sevierville, TN	55.97	ICS-AP		
57919	ConnectOne Bank	Englewood Cliffs, NJ	245,294.41	ICS-AP		
30895	Fidelity Bank	Wichita, KS	81,996.89	ICS-AP		
58006	LegacyTexas Bank	Piano, TX	16.92	ICS-AP		
4083	MidFirst Bank	Oklahoma City, OK	245,400.17	ICS-AP		
58640	Revere Bank	Laurel, MD	0.79	ICS-AP		
18983	River City Bank	Sacramento, CA	122,214.87	ICS-AP		
19772	River Valley Bank	Wausau, WI	301.10	ICS-AP		
30337	Sterling National Bank	Montebello, NY	34.58	ICS-AP		
58142	The Bank of River Oaks	Houston, TX	120.41	ICS-AP		
22858	United Bank - Fairfax	Fairfax, VA	245,304.39	ICS-AP		

WOOD COUNTY, TEXAS
Supplement Investment Schedule
Summary of FDIC-Insured Institutions
Outside of Depository Bank
03/31/2018

Bank	Location	Balance	Reference	Recap By Type	Totals
29566 United Fidelity Bank	Evansville, IN	245,355.28	ICS-AP		
19506 Bank of Springfield	Springfield, IL	74.76	ICS-HP		
30895 Fidelity Bank	Wichita, KS	123,593.20	ICS-HP		
58006 LegacyTexas Bank	Plano, TX	16.17	ICS-HP		
30337 Sterling National Bank	Montebello, NY	115.31	ICS-HP		
58479 Bank of Central Florida	Lakeland, FL	245,411.33	ICS-PAY		
19506 Bank of Springfield	Springfield, IL	29.75	ICS-PAY		
20954 Citizens National Bank	Sevierville, TN	20.76	ICS-PAY		
57919 ConnectOne Bank	Englewood Cliffs, NJ	1.98	ICS-PAY		
33510 East Boston Savings Bank	Peabody, MA	245,429.95	ICS-PAY		
58140 Esquire Bank, National Association	Garden City, NY	245,117.70	ICS-PAY		
30895 Fidelity Bank	Wichita, KS	39,700.25	ICS-PAY		
58006 LegacyTexas Bank	Plano, TX	245,391.40	ICS-PAY		
57777 Meridian Trust	Malvern, PA	15.55	ICS-PAY		
58640 Revere Bank	Laurel, MD	21.07	ICS-PAY		
19772 River Valley Bank	Wausau, WI	25.03	ICS-PAY		
30337 Sterling National Bank	Montebello, NY	184.58	ICS-PAY		
58142 The Bank of River Oaks	Houston, TX	245,135.25	ICS-PAY		
4697 The First National Bank of Hutchin	Hutchinson, KS	245,429.95	ICS-PAY		
		\$29,717,710.22			