

**WOOD COUNTY, TEXAS
COMBINED STATEMENT OF CASH ACCOUNTS ACTIVITY
FOR THE MONTH ENDING MARCH 31, 2017**

FUND CODE	FUND NAME	CASH BALANCE 2/28/2017	RECEIPTS		DISBURSEMENTS		TRANSFER IN(OUT)	Net Change	CASH BALANCE 3/31/2017
BUDGETED FUNDS									
OPERATING FUNDS									
200	General	\$ 21,718,232.50	\$ 690,775.88	\$ (1,336,905.95)	\$ 7,130.71	\$ (638,999.36)	\$ 21,079,233.14		
200	Road and Bridge Fund	5,818,109.50	317,046.31	(515,768.17)	(20.27)	(198,742.13)	5,619,367.37		
270	Tobacco Settlement Fund	68,240.81	0.00	0.00	0.00	0.00	68,240.81		
	Total Operating Funds	\$ 27,604,582.81	\$ 1,007,822.19	\$ (1,852,674.12)	\$ 7,110.44	\$ (837,741.49)	\$ 26,766,841.32		
SPECIAL REVENUE FUNDS									
230	CC-Records Mgmt. & Preservation	539,953.41	9,339.95	(20.00)	0.00	9,319.95	549,273.36		
231	General Records Mgmt. & Preservation	18,073.05	1,082.76	(2,705.90)	0.00	(1,623.14)	16,449.91		
232	CC-Records Archive Fee	506,661.43	9,037.69	0.00	0.00	9,037.69	515,699.12		
234	Courthouse Security	44,181.66	2,270.70	0.00	-7,000.00	(4,729.30)	39,452.36		
235	Hotel and Motel Tax	106,042.84	1,993.67	(2,225.47)	0.00	(231.80)	105,811.04		
236	Child Welfare	769.71	300.72	0.00	0.00	300.72	1,070.43		
238	Crime Victims Services	4,257.19	43.74	0.00	0.00	43.74	4,300.93		
239	Justice Court Technology	59,146.85	1,294.65	(372.59)	(110.44)	811.62	59,958.47		
240	DC-Records Mgmt & Preservation	28,442.55	324.66	(6.00)	0.00	318.66	28,761.21		
241	JP Building Security Fee	24,382.71	327.08	(32.00)	0.00	295.08	24,677.79		
242	Elections Special	33,302.09	29.12	0.00	0.00	29.12	33,331.21		
243	Guardianship	41,967.55	396.89	0.00	0.00	396.89	42,364.44		
244	CC-Technology	4,552.65	64.02	0.00	0.00	64.02	4,616.67		
245	DC-Technology	8,453.61	195.15	0.00	0.00	195.15	8,648.76		
246	DC-Records Archive Fee	35,148.70	461.01	0.00	0.00	461.01	35,609.71		
247	DC-CT Records Preservation	26,719.83	54.34	0.00	0.00	54.34	26,774.17		
260	Law Library	26,080.26	1,373.31	(469.00)	0.00	904.31	26,984.57		
305	Constable Forfeiture	1,941.56	1.70	0.00	0.00	1.70	1,943.26		
	Total Special Revenue Funds	\$ 1,510,077.65	\$ 28,591.16	\$ (5,830.96)	(\$7,110.44)	\$ 15,649.76	\$ 1,525,727.41		
OTHER FUNDS									
250	Right of Way	817,081.29	720.93	0.00	0.00	720.93	817,802.22		
281	Community Supervision & Corr.	316,947.59	83,821.94	(44,540.35)	0.00	39,281.59	356,229.18		
290	Juvenile Probation Department	16,252.45	21,779.00	(28,532.85)	0.00	(6,753.85)	9,498.60		
892	Historical Commission	49,051.01	112.18	(223.36)	0.00	(111.18)	48,939.83		
	Total Other Funds	\$ 1,199,332.34	\$ 106,434.05	\$ (73,296.56)	\$ -	\$ 33,137.49	\$ 1,232,469.83		
	TOTAL BUDGETED FUNDS	\$ 30,313,992.80	\$ 1,142,847.40	\$ (1,931,801.64)	\$ -	\$ (788,954.24)	\$ 29,525,038.56		
NON-BUDGETED AND NON-COUNTY FUNDS									
880	Treasurer's State Fees	40,899.31	41,747.54	0.00	0.00	41,747.54	82,646.85		
891	Payroll Fund	(0.00)	0.00	313,059.98	0.00	313,059.98	313,059.98		
999	Upper Sabine Valley Waste Mgmt	833,678.96	80,140.03	(75,326.94)	0.00	4,813.09	838,492.05		
	TOTAL NON-BUDGETED FUNDS	\$ 874,578.27	\$ 121,887.57	\$ 237,733.04	\$ -	\$ 359,620.61	\$ 1,234,198.88		
	TOTAL CASH IN POOLED ACCOUNTS	\$ 31,188,571.07	\$ 1,264,734.97	\$ (1,694,068.60)	\$ -	\$ (429,333.63)	\$ 30,759,237.44		
CASH IN BANK - POOLED CASH ACCOUNTS									
890	AP Pooled Cash	1,000,248.51	661.61	(761,157.76)	760,000.00	(496.15)	999,752.36		
890	Payroll Pooled Cash	999,905.41	590.58	(931,130.84)	930,000.00	(540.26)	999,365.15		
890	Deposits Pooled Cash	11,097,842.22	1,246,788.56	0.00	1,065,042.76	2,311,831.32	13,409,673.54		
890	CD Investments	2,319,956.75	1,940.09	0.00	0.00	1,940.09	2,321,896.84		
890	CD Non-Depository	738,394.20	552.55	0.00	0.00	552.55	738,946.75		
890	CDARS Investments	14,523,443.94	13,935.64	0.00	(2,755,042.76)	(2,741,107.12)	11,782,336.82		
890	TexPool Pooled Investments	503,260.37	265.94	0.00	0.00	265.94	503,526.31		
890	Jury Pooled Cash	5,520.00	0.00	(1,780.00)	0.00	(1,780.00)	3,740.00		
	TOTAL CASH IN BANK - POOLED CASH ACCOUNTS	\$ 31,188,571.40	\$ 1,264,734.97	\$ (1,694,068.60)	\$ 0.00	\$ (429,333.63)	\$ 30,759,237.77		
			0.00	0.00	0.00	0.00			

FILED FOR RECORDS
 2017 JUN -24 AM 11:42
 COUNTY CLERK
 WOOD COUNTY TEXAS

0.00

FUND CODE	FUND NAME	CASH BALANCE 2/28/2017	RECEIPTS	DISBURSEMENTS	TRANSFER IN/(OUT)	Net Change	CASH BALANCE 3/31/2017
CASH IN BANK - NON POOLED CASH ACCOUNTS - NON-BUDGETED, NON-COUNTY OR OTHER FUNDS							
BANKTEXAS ACCOUNTS							
200	Road & Bridge CD RRC Restricted	\$ 26,420.37	\$ 20.27	\$0.00	\$0.00	\$20.27	\$ 26,440.64
233	Sheriff's Forfeiture Fund (Budgeted)	4,139.41	0.00	0.00	0.00	0.00	4139.41
401	Grant Fund	0.00	0.00	0.00	0.00	0.00	0.00
601	Interest & Sinking	22,807.93	38.54	0.00	0.00	38.54	22,846.47
895	Health Plan	689,615.33	208,178.82	(279,423.85)	0.00	(71,245.03)	618,370.30
895	Health Plan CD	208,194.48	170.41	0.00	0.00	170.41	208,364.89
895	Health Plan CDARS	926,905.59	861.85	0.00	0.00	861.85	927,767.44
898	MRP/DPC Clearing	7,586.68	3,660.10	(1,300.61)	0.00	2,359.49	9,926.17
	District Clerk Clearing	21,517.27	42,502.10	(25,750.27)	0.00	16,751.83	38,269.10
	JP1 Clearing	28,199.79	22,218.20	(30,249.21)	0.00	(8,031.01)	20,168.78
	JP2 Clearing	9,423.10	17,586.70	(10,593.10)	0.00	6,993.60	16,416.70
	JP3 Clearing	21,580.07	32,625.90	(25,218.57)	0.00	7,407.33	28,967.40
	JP4 Clearing	7,483.70	8,217.00	(8,304.20)	0.00	(87.20)	7,396.50
	RV Clearing	0.00	0.00	0.00	0.00	0.00	0.00
	Treasurer's Credit Card	0.00	80.00	(80.00)	0.00	0.00	0.00
999	USVSWMD CD TCEQ Restricted	12,681.77	9.73	0.00	0.00	9.73	12,691.50
	TOTAL BANKTEXAS - NON POOLED CASH ACCOUNTS	\$ 1,986,515.49	\$ 336,169.62	\$ (380,919.81)	\$0.00	\$ (44,750.19)	\$ 1,941,765.30
TEXPOOL ACCOUNTS							
601	Interest & Sinking	36,137.47	19.14	0.00	0.00	19.14	36,156.61
895	Health Plan	1,152.36	0.62	0.00	0.00	0.62	1,152.98
	TOTAL TEXPOOL - NON POOLED CASH ACCOUNTS	\$ 37,289.83	\$ 19.76	\$0.00	\$0.00	\$ 19.76	\$ 37,309.59
	TOTAL CASH IN BANK - NON POOLED CASH ACCOUNTS	\$ 2,023,805.32	\$ 336,189.38	\$ (380,919.81)	\$0.00	\$ (44,730.43)	\$ 1,979,074.89
	TOTAL CASH IN BANK - ALL TREASURER'S ACCOUNTS	\$ 33,212,376.72	\$ 1,600,924.35	\$ (2,074,988.41)	\$0.00	\$ (474,064.06)	\$ 32,738,312.66

Miscellaneous Information 1,159,638.57

Indebtedness as of 3/31/2017: \$0.00 Certificate of Obligation: None
 RB Line of Credit-Railroad Commission \$25,000 CD Secured - Current Balance Available \$26,440

Bank Texas (including CDARS and ICS)	\$ 31,458,530.01	
Non-Depository Investments	738,946.75	
TexPool:	540,835.90	
Total	\$ 32,738,312.66	0.00
Bank Texas Interest Income: Interest Rate .00%-0.88%	\$ 11,459.61	
Certificates of Deposit: Interest Rates Varies	3,245.58	
CDARS Interest Income	14,797.49	
TexPool Interest Income: Interest Rate 0.62%	285.70	
Total Interest Income	\$ 29,788.38	0.00

I, Becky S. Burford, County Treasurer, in and for the County of Wood, State of Texas, do hereby present the March 2017 Statement of Cash Accounts Activity, the attached Treasurer's Report of Cash Receipts and Disbursements, and the Report of Securities as true and correct statements, to the best of my knowledge, of accounts under the control of Wood County Treasurer and furthermore state that the fund balance on deposit furthermore state that the fund balances are on deposit earning interest in accordance with the Wood County Investment Policy earning interest in accordance with the Wood County Investment Policy and Wood County Depository Contract.

Becky S. Burford, Wood County Treasurer

Presented, examined, and accepted at the regular term of Commissioners Court on this the 5th day of May, 2017.

Bryan Deanes, County Judge

Virgil Hollars, Jr. Commissioner Precinct 1


Jerry Gaskin, Commissioner Precinct 2

Mike Simmons, Commissioner Precinct 3

Charles Acker, Commissioner Precinct 4

Tom Sellers, Auditor

ATTEST:
 Kelley Price, County Clerk



FILED FOR RECORD
 2017 JUN -2 AM 11:42
 CLERK OF COUNTY CLERK WOOD CO TX

WOOD COUNTY, TEXAS
 RECAP OF FUNDS BY BANK ACCOUNTS
 FOR THE MONTH ENDING MARCH 31, 2017

Fund	Beginning Cash Balance	M-T-D Receipts	M-T-D Disbursements	Transfers	Ending Balance	BankTexas Quitman	-----Allocation of Cash-----			Total Cash
							BankTexas CDARS	Non-Depository Banks	TexPool	
200 Road & Bridge CD Restricted	\$ 26,420.37	\$ 20.27	\$ 0.00	\$ 0.00	\$ 26,440.64	\$ 26,440.64	\$ 0.00	\$ 0.00	\$ 0.00	\$ 26,440.64
333 Sheriff's Retirement Fund	4,139.41	0.00	0.00	0.00	4,139.41	4,139.41				
401 Texas Comm. Dev. Program	0.00	0.00	0.00	0.00	0.00	0.00	0.00	0.00	0.00	0.00
601 Interest and Sinking	58,945.40	57.68	0.00	0.00	59,003.08	22,846.47	0.00	0.00	36,156.61	59,003.08
890 Pooled Funds	13,606,776.51	1,248,306.69	(1,694,068.60)	2,755,042.76	15,916,057.36	15,412,531.05	0.00	0.00	503,526.31	15,916,057.36
896 Pooled CDs	17,581,794.89	16,428.28	0.00	(2,755,042.76)	14,843,180.41	2,321,896.84	11,782,336.82	738,946.75	0.00	14,843,180.41
895 Health Plan Fund	690,767.69	208,179.44	(279,423.85)	0.00	619,523.28	618,370.30	0.00	0.00	1,152.98	619,523.28
895 Health Plan CDs	1,135,100.07	1,032.26	0.00	0.00	1,136,132.33	208,364.89	927,767.44	0.00	0.00	1,136,132.33
898 MRP/DPC Clearing	7,566.68	3,660.10	(1,300.61)	0.00	9,926.17	9,926.17	0.00	0.00	0.00	9,926.17
District Clerk Clearing	21,517.27	42,502.10	(25,750.27)	0.00	38,269.10	38,269.10	0.00	0.00	0.00	38,269.10
JP1 Clearing	28,199.79	22,218.20	(30,249.21)	0.00	20,168.78	20,168.78	0.00	0.00	0.00	20,168.78
JP2 Clearing	9,423.10	17,586.70	(10,593.10)	0.00	16,416.70	16,416.70	0.00	0.00	0.00	16,416.70
JP3 Clearing	21,560.07	32,625.90	(25,218.57)	0.00	28,967.40	28,967.40	0.00	0.00	0.00	28,967.40
JP4 Clearing	7,483.70	8,217.00	(8,304.20)	0.00	7,396.50	7,396.50	0.00	0.00	0.00	7,396.50
RV Park Clearing	0.00	0.00	0.00	0.00	0.00	0.00	0.00	0.00	0.00	0.00
Treasurer's Credit Card	0.00	80.00	(80.00)	0.00	0.00	0.00	0.00	0.00	0.00	0.00
999 USVSWMD CD Restricted*	<u>12,681.77</u>	<u>9.73</u>	<u>0.00</u>	<u>0.00</u>	<u>12,691.50</u>	<u>12,691.50</u>	<u>0.00</u>	<u>0.00</u>	<u>0.00</u>	<u>12,691.50</u>
Grand Total	\$ 33,212,376.72	\$ 1,600,924.35	\$ (2,074,988.41)	\$ -	\$ 32,738,312.66	\$ 18,748,425.75	\$ 12,710,104.26	\$ 738,946.75	\$ 540,835.90	\$ 32,738,312.66

*Non-County Funds

FILED FOR RECORD
 2017 JUN -2 AM 11:42
 COUNTY CLERK, WOOD CO TX

WOOD COUNTY, TEXAS
 COMBINED STATEMENT OF CASH ACCOUNTS ACTIVITY
 FOR THE YEAR-TO-DATE ENDING MARCH 31, 2017

FUND CODE	FUND NAME	CASH BALANCE	REVISION PRIOR-MONTH	CASH BALANCE	YEAR-TO-DATE RECEIPTS	YEAR-TO-DATE DISBURSEMENTS	TRANSFER IN/(OUT)	Net Change	CASH BALANCE
		10/01/2016	RECLASSES	10/01/2016					3/31/2017
BUDGETED FUNDS									
<u>OPERATING FUNDS</u>									
100	General	\$ 15,948,059.45	\$ 18,583.54	\$ 15,966,642.99	\$ 12,765,841.93	\$ (7,689,328.56)	\$ 36,076.78	\$ 5,112,590.15	\$ 21,079,233.14
200	Road and Bridge Fund	3,863,726.88	-	3,863,726.88	4,688,469.71	(2,932,698.49)	(130.73)	1,755,640.49	5,619,367.37
270	Tobacco Settlement Fund	68,240.81	0.00	68,240.81	0.00	0.00	0.00	0.00	68,240.81
	Total Operating Funds	\$ 19,880,027.14	\$ 18,583.54	\$ 19,898,610.68	\$ 17,454,311.64	\$ (10,622,027.05)	\$ 35,946.05	\$ 6,868,230.64	\$ 26,766,841.32
<u>SPECIAL REVENUE FUNDS</u>									
230	CC-Records Mgmt. & Preservation	496,705.86	-	496,705.86	62,672.36	(10,104.86)	-	52,567.50	549,273.36
231	General Records Mgmt. & Preservation	27,858.83	-	27,858.83	5,950.17	(17,359.09)	-	(11,408.92)	16,449.91
232	CC-Records Archive Fee	469,342.84	-	469,342.84	61,081.28	(14,725.00)	-	46,356.28	515,699.12
234	Courthouse Security	55,084.89	(18,500.00)	36,584.89	13,767.47	-	(10,900.00)	2,867.47	39,452.36
235	Hotel and Motel Tax	98,330.08	(10.47)	98,319.61	49,838.67	(42,313.34)	(33.90)	7,491.43	105,811.04
236	Child Welfare	427.28	-	427.28	2,363.12	(1,719.97)	-	643.15	1,070.43
238	Crime Victims Services	4,221.02	-	4,221.02	79.91	-	-	79.91	4,300.93
239	Justice Court Technology	57,677.83	(250.00)	57,427.83	6,861.99	(4,220.91)	(110.44)	2,530.64	59,958.47
240	DC-Records Mgmt. & Preservation	42,684.31	-	42,684.31	2,077.90	(16,001.00)	-	(13,923.10)	28,761.21
241	JP Building Security Fee	23,118.79	-	23,118.79	1,751.00	(192.00)	-	1,559.00	24,677.79
242	Elections Special	32,346.84	-	32,346.84	984.37	-	-	984.37	33,331.21
243	Guardianship	39,850.38	-	39,850.38	2,514.06	-	-	2,514.06	42,364.44
244	CC-Technology	4,311.98	-	4,311.98	304.69	-	-	304.69	4,616.67
245	DC-Technology	7,084.08	-	7,084.08	1,564.68	-	-	1,564.68	8,648.76
246	DC-Records Archive Fee	32,366.33	-	32,366.33	3,243.38	-	-	3,243.38	35,609.71
247	DC-CT Records Preservation	26,167.46	-	26,167.46	606.71	-	-	606.71	26,774.17
260	Law Library	25,402.99	-	25,402.99	8,488.07	(6,906.49)	-	1,581.58	26,984.57
305	Constable Forfeiture	1,934.09	0.00	1,934.09	9.17	0.00	0.00	9.17	1,943.26
	Total Special Revenue Funds	\$ 1,444,915.88	(18,760.47)	\$ 1,426,155.41	\$ 224,159.00	\$ (113,542.66)	\$ (11,044.34)	99,572.00	\$ 1,525,727.41
<u>OTHER FUNDS</u>									
250	Right of Way	813,623.36	-	813,623.36	4,178.86	-	-	4,178.86	817,802.22
281	Community Supervision & Corr.	322,786.12	376.93	323,163.05	257,983.05	(224,916.92)	-	33,066.13	356,229.18
290	Juvenile Probation Department	(245.21)	-	(245.21)	174,231.00	(164,487.19)	-	9,743.81	9,498.60
892	Historical Commission	45,470.25	(200.00)	45,270.25	5,328.72	(1,659.14)	0.00	3,669.58	48,939.83
	Total Other Funds	\$ 1,181,634.52	\$ 176.93	\$ 1,181,811.45	\$ 441,721.63	\$ (391,063.25)	\$ -	50,658.38	\$ 1,232,469.83
	TOTAL BUDGETED FUNDS	\$ 22,506,577.54	\$ (0.00)	\$ 22,506,577.54	\$ 18,120,192.27	\$ (11,126,632.96)	\$ 24,901.71	7,018,461.02	\$ 29,525,038.56
NON-BUDGETED AND NON-COUNTY FUNDS									
880	Treasurer's State Fees	86,710.02	-	86,710.02	224,638.99	(203,800.45)	(24,901.71)	(4,063.17)	82,646.85
891	Payroll Fund	314,916.70	-	314,916.70	-	(1,856.72)	-	-1,856.72	313,059.98
999	Upper Sabine Valley Waste Mgmt	537,562.96	0.00	537,562.96	724,218.95	(423,289.86)	0.00	300,929.09	838,492.05
	TOTAL NON-BUDGETED FUNDS	\$ 939,189.68	-	\$ 939,189.68	\$ 948,857.94	\$ (628,947.03)	\$ (24,901.71)	\$ 295,009.20	\$ 1,234,198.88
	TOTAL CASH IN POOLED ACCOUNTS	\$ 23,445,767.22	(0.00)	\$ 23,445,767.22	\$ 19,069,050.21	\$ (11,755,579.99)	\$ -	\$ 7,313,470.22	\$ 30,759,237.44
CASH IN BANK - POOLED CASH ACCOUNTS									
890	AP Pooled Cash	9,445.14	-	9,445.14	3,207.30	(5,554,900.08)	6,542,000.00	990,307.22	999,752.36
890	Payroll Pooled Cash	73,924.50	-	73,924.50	3,012.67	(6,192,572.02)	7,115,000.00	925,440.65	999,365.15
890	Deposits Pooled Cash	2,806,619.88	-	2,806,619.88	18,970,509.71	-	(8,367,456.05)	10,603,053.66	13,409,673.54
890	CD Investments 12 month Maturity	2,310,101.77	-	2,310,101.77	11,795.07	-	-	11,795.07	2,321,896.84
890	CD Non-Depository	738,286.44	-	738,286.44	2,033.09	-	(1,372.78)	660.31	738,946.75
890	CDARS Investments	17,001,927.82	-	17,001,927.82	77,240.17	-	(5,296,831.17)	(5,219,591.00)	11,782,336.82
890	TexPool Pooled Investments	502,291.67	-	502,291.67	1,234.64	-	-	1,234.64	503,526.31
890	Jury Pooled Cash	3,170.00	0.00	3,170.00	0.00	(8,090.00)	8,660.00	570.00	3,740.00
	TOTAL CASH IN BANK - POOLED CASH ACCOUNTS	\$ 23,445,767.22	\$ -	\$ 23,445,767.22	\$ 19,069,032.65	\$ (11,755,562.10)	\$ 0.00	\$ 7,313,470.55	\$ 30,759,237.77

FUND CODE	FUND NAME	CASH BALANCE 10/01/2016	REVISION PRIOR-MONTH RECLASSES	CASH BALANCE 10/01/2016	RECEIPTS	DISBURSEMENTS	TRANSFER IN/(OUT)	Net Change	CASH BALANCE 3/31/2017
CASH IN BANK - NON POOLED CASH ACCOUNTS - NON-BUDGETED, NON-COUNTY OR OTHER FUNDS									
BANKTEXAS ACCOUNTS									
200	Road & Bridge CD RRC Restricted	\$ 26,309.91	\$ -	\$ 26,309.91	\$ 130.73	\$ -	\$ -	\$ 130.73	\$ 26,440.64
233	Sheriff's Forfeiture Fund (Budgeted)	\$ 3,201.53	\$ -	\$ 3,201.53	1,937.88	(1,000.00)	-	937.88	4,139.41
401	Grant Fund	0.00	-	-	107,051.65	(107,051.65)	-	-	0.00
601	Interest & Sinking	22,267.72	-	22,267.72	578.75	-	-	798.59	22,846.47
895	Health Plan	521,424.17	-	521,424.17	1,300,279.65	(1,279,353.20)	76,019.68	104,949.34	618,370.30
895	Health Plan CD 12 month maturity	207,448.65	-	207,448.65	916.24	-	-	1,556.71	208,364.89
895	Health Plan CDARS	998,794.92	-	998,794.92	4,992.20	-	(76,019.68)	19,235.23	927,767.44
898	MRP/DPC Clearing	9,703.81	-	9,703.81	21,768.30	(21,545.94)	-	413.69	9,926.17
	District Clerk Clearing (Began 04/01/2016)	25,812.84	-	25,812.84	183,774.97	(171,318.71)	-	12,456.26	39,269.10
	JP1 Clearing	19,094.75	-	19,094.75	116,409.19	(115,335.16)	-	1,074.03	20,168.78
	JP2 Clearing	15,143.16	-	15,143.16	75,082.62	(73,809.08)	-	1,273.54	16,416.70
	JP3 Clearing Account	15,317.60	-	15,317.60	131,438.99	(117,789.19)	-	13,649.80	28,967.40
	JP4 Clearing Account	6,841.50	-	6,841.50	52,453.28	(51,898.28)	-	555.00	7,396.50
	RV Clearing Account	271.00	-	271.00	10,484.00	(10,755.00)	-	-271.00	0.00
	Treasurer's Credit Card	0.00	-	-	187.00	(187.00)	-	0.00	0.00
999	USVSWMD CD TCEQ Restricted	12,628.75	0.00	12,628.75	62.75	0.00	0.00	62.75	12,691.50
	TOTAL BANKTEXAS - NON POOLED CASH ACCOUN	\$ 1,884,260.31	0.00	\$ 1,884,260.31	\$ 2,007,548.20	\$ (1,950,043.21)	\$ -	\$ 156,822.55	\$ 1,941,765.30
TEXPOOL ACCOUNTS									
601	Interest & Sinking	36,067.89	-	36,067.89	88.72	0.00	-	88.72	36,156.61
895	Health Plan	1,150.15	0.00	1,150.15	2.83	0.00	0.00	2.83	1,152.98
	TOTAL TEXPOOL - NON POOLED CASH ACCOUNTS	\$ 37,218.04	0.00	\$ 37,218.04	\$ 91.55	\$ -	\$ -	\$ 91.55	\$ 37,309.59
	TOTAL CASH IN BANK - NON POOLED CASH ACCOUNTS	\$ 1,921,478.35	0.00	\$ 1,921,478.35	\$ 2,007,639.75	\$ (1,950,043.21)	\$ -	\$ 156,914.10	\$ 1,979,074.89
	TOTAL CASH IN BANK - ALL TREASURER'S ACCOUNTS	\$ 25,367,245.57	\$ -	\$ 25,367,245.57	\$ 21,076,672.40	\$ (13,705,605.31)	\$ 0.00	\$ 7,470,384.65	\$ 32,738,312.66

Miscellaneous Information

Indebtedness as of 3/31/2017: \$0.00 Certificate of Obligation: Non-Certificates of Obligation: None
 RB Line of Credit-Railroad Commission \$25,000 CD Secured - Current Balance Available \$26,440

Bank Texas: Cash Balance	\$ 31,458,530.01
Non-Depository Investments: Cash Balance	738,946.75
TexPool: Cash Balance	540,835.90
Total Cash Balance:	\$ 32,738,312.66
Bank Texas Interest Income:	\$ 47,179.78
Non-Depository Interest Income	2,033.09
CDARS Interest Income	82,234.47
TexPool Interest Income:	1,326.19
Total Interest Income	\$ 132,773.53

I, Becky S. Burford, County Treasurer, in and for the County of Wood, State of Texas, do hereby present the March 2017 Year-to-date Statement of Cash Accounts Activity, the attached Treasurer's Report of Cash Receipts and Disbursements, and the Report of Securities as true and correct statements, to the best of my knowledge, of accounts under the control of Wood County Treasurer and furthermore state that the fund balance on deposit earning interest in accordance with the Wood County Investment Policy and Wood County Depository Contract.

Becky S. Burford

 Becky S. Burford, Wood County Treasurer

Presented, examined, and accepted at the regular term of Commissioners Court on this the 2nd day of June 2017.

Bryan Jones

 Bryan Jones, County Judge

Virgil Hubbard

 Virgil Hubbard, Commissioner Precinct 1

Jerry Gaskin

 Jerry Gaskin, Commissioner Precinct 2

Mike Simmons

 Mike Simmons, Commissioner Precinct 3

Russell Acker


 Russell Acker, Commissioner Precinct 4

Jim Sellars

 Jim Sellars, Auditor

Kelley Price

 Kelley Price, County Clerk



FILED FOR RECORD
 2017 JUN -2 AM 11:42
 COUNTY CLERK, WOOD CO TX

WOOD COUNTY, TEXAS
 RECAP OF FUNDS BY BANK ACCOUNTS
 FOR THE YEAR-TO-DATE ENDING MARCH 31, 2017

Fund	Beginning Cash Balance	Y-T-D Receipts	Y-T-D Disbursements	Transfers	Ending Balance	BankTexas Quitman	Allocation of Cash			Total Cash
							BankTexas CDARS	Non-Depository Banks	TexPool	
200 Road & Bridge CD Restricted	\$ 26,309.91	\$ 130.73	\$ -	\$ -	\$ 26,440.64	\$26,440.64	\$0.00	\$0.00	\$0.00	\$26,440.64
233 Sheriff Forfeiture Funds	3,201.53	1,937.88	(1,000.00)	-	4,139.41	4,139.41				4,139.41
401 Texas Comm. Dev. Program	-	107,051.65	(107,051.65)	-	0.00	0.00	0.00	0.00	0.00	0.00
601 Interest and Sinking	58,335.61	667.47	-	-	59,003.08	22,846.47	0.00	0.00	36,156.61	59,003.08
890 Pooled Funds	3,395,451.19	18,977,964.32	(11,755,562.10)	5,298,203.95	15,916,057.36	15,412,531.05	0.00	0.00	503,526.31	15,916,057.36
890 Pooled CDs	20,050,316.03	91,068.33	-	(5,298,203.95)	14,843,180.41	2,321,896.84	11,782,336.82	738,946.75	0.00	14,843,180.41
895 Health Plan Fund	522,574.32	1,300,282.48	(1,279,353.20)	76,019.68	619,523.28	618,370.30	0.00	0.00	1,152.98	619,523.28
895 Health Plan CDs	1,206,243.57	5,908.44	-	(76,019.68)	1,136,132.33	208,364.89	927,767.44	0.00	0.00	1,136,132.33
898 Flex Savings Clearing	9,703.81	21,768.30	(21,545.94)	-	9,926.17	9,926.17	0.00	0.00	0.00	9,926.17
District Clerk Clearing	25,812.84	183,774.97	(171,318.71)	-	38,269.10	38,269.10	0.00	0.00	0.00	38,269.10
JP1 Clearing Account	19,094.75	116,409.19	(115,335.16)	-	20,168.78	20,168.78	0.00	0.00	0.00	20,168.78
JP2 Clearing Account	15,143.16	75,082.62	(73,809.08)	-	16,416.70	16,416.70	0.00	0.00	0.00	16,416.70
JP3 Clearing Account	15,317.60	131,438.99	(117,789.19)	-	28,967.40	28,967.40	0.00	0.00	0.00	28,967.40
JP4 Clearing Account	6,841.50	52,453.28	(51,898.28)	-	7,396.50	7,396.50	0.00	0.00	0.00	7,396.50
RV Park Clearing Account	271.00	10,484.00	(10,755.00)	-	0.00	0.00	0.00	0.00	0.00	0.00
Treasurer's Credit Card	-	187.00	(187.00)	-	0.00	0.00	0.00	0.00	0.00	0.00
999 USVSWMD CD Restricted*	<u>12,628.75</u>	<u>62.75</u>	<u>0.00</u>	<u>0.00</u>	<u>12,691.50</u>	<u>12,691.50</u>	<u>0.00</u>	<u>0.00</u>	<u>0.00</u>	<u>12,691.50</u>
Grand Total	<u>\$ 25,367,245.57</u>	<u>\$ 21,076,672.40</u>	<u>\$ (13,705,605.31)</u>	<u>0.00</u>	<u>\$ 32,738,312.66</u>	<u>\$ 18,748,425.75</u>	<u>\$ 12,710,104.26</u>	<u>\$ 738,946.75</u>	<u>\$ 540,835.90</u>	<u>\$ 32,738,312.66</u>

*Non-County Funds

SECURITIES PLEDGED TO WOOD COUNTY, TEXAS
Report as of March 31, 2017

FILED FOR RECORD
2017 JUN -2 AM 11:43
COUNTY CLERK, WOOD CO TX

ID	Pledge Date	Description	CUSIP	Maturity Date	Current Par	Market Value 28-Feb-17	Market Value 31-Mar-17
	06/18/2012	Decatur, TX	243320GE2	3/1/19	150,000	155,571	155,238
	02/02/2015	Hallsville	406342AD7	8/15/19	125,000	125,928	125,783
	01/05/2015	Mequite ISD-Sch Bldg	59079594C7	8/15/19	150,000	159,105	158,672
	02/07/2013	Waco TX ISD	929845RP2	8/15/19	145,000	151,576	151,284
	12/30/2014	Mineola, TX	602771JG3	9/1/19	165,000	177,043	176,581
	02/07/2013	Anahuac TX ISD	032645CZ4	2/15/20	100,000	109,308	108,822
	02/07/2013	Angelina Cnty TX	034717KW7	2/15/20	155,000	156,756	156,367
	02/07/2013	Arlington TX ISD	041826XC7	2/15/20	100,000	105,611	105,230
	12/30/2014	Diboll CTFS OBLIGA	252867KU9	2/15/20	80,000	81,595	81,376
	02/07/2013	Ector TX ISD	279272CQ9	2/15/20	110,000	115,045	115,038
	02/07/2013	Jasper TX ISD	471844HP8	2/15/20	105,000	113,503	112,977
	12/30/2014	Ennis CTFS OBLIG	293425VN1	8/1/20	100,000	104,382	104,022
	02/01/2013	Sanger TX	800876DH4	8/1/20	100,000	105,068	104,800
	01/05/2015	Beeville-CTFS	077131JG6	8/15/20	70,000	71,066	70,825
	02/06/2013	Keller TX	487684U91	8/15/20	140,000	141,294	141,030
	02/01/2013	Lone Oak TX ISD	542218GA4	8/15/20	195,000	198,632	197,945
	12/31/2014	Sulphur Springs-Ref TX	865525QZ5	9/1/20	180,000	180,637	180,153
	12/31/2014	Upton CO-Ref TX	916813AY4	2/1/21	100,000	102,500	101,975
	12/31/2014	Arlington ISD Bldg	041826XP8	2/5/21	150,000	162,239	161,556
	12/31/2014	El Campo ISD	282783FP9	2/15/21	175,000	184,053	183,293
	02/06/2013	Jasper TX ISD	471844HQ6	2/15/21	105,000	115,733	115,160
	02/09/2013	Ferris TX	31569CT3	3/1/21	105,000	110,194	109,931
	12/31/2014	Caldwell Cnty	129006FH0	8/1/21	60,000	62,600	62,405
	12/31/2014	Beeville-CTFS	077131JH4	8/15/21	70,000	72,316	72,011
	12/31/2014	Krum TX	501080DZ5	8/15/21	100,000	110,424	109,846
	12/31/2014	Celina-CTFS OBLG	151141MH8	9/1/21	70,000	73,500	73,202
	02/07/2013	West Univ Place TX	956398QW4	2/1/22	100,000	107,346	106,911
	02/07/2013	Jasper TX ISD	471844HR4	2/15/22	110,000	123,079	122,430
	02/07/2013	Ferris TX	315669CU0	3/1/22	110,000	115,017	114,967
	12/31/2014	Lake Jackson Wtr/SWR	510066NW9	4/15/23	100,000	103,102	102,763
	08/03/2015	N Tex Wtr Incrcpt	662842JD6	6/1/23	200,000	210,066	210,316
	08/03/2015	Nursery ISD SC	67058DBK6	8/15/23	160,000	167,320	166,558
	12/31/2014	Washington Jr. Clg	938688TG3	10/1/23	100,000	108,423	108,158
	11/05/2015	FNMA 10YR	31418A6V5	2/1/24	1,459,670	1,539,013	1,495,643
	12/31/2014	Watauga-CTFS	941097PA9	2/1/24	100,000	101,768	101,356
	12/31/2014	Belton ISD	081077WG0	2/15/24	100,000	102,675	102,490
		NE TX Cmnty Clg	6643788EE5	4/1/24	175,000	186,433	185,932
	12/31/2014	Beeville-CTFS	077131JM3	8/15/25	155,000	164,743	165,067
	12/31/2014	Watauga-CTFS	941097PE1	2/1/28	105,000	108,495	108,383
	07/01/2016	Bowie ISD	102529HM9	8/15/30	405,000	398,755	401,007
	01/25/2017	FHLMC Conv	3132LKA34	10/1/30	3,383,300	3,513,086	3,480,226
	11/04/2016	FNMA Other	3138EQMZ2	10/1/30	3,622,784	\$3,760,585	\$3,696,883
					\$13,590,754	\$14,161,503	\$14,010,222

0 0 0

Total BankTexas Account Balances as of report date: \$ 6,084,818 \$ 6,291,972
232.74% 222.67%

NOTE: FDIC insurance coverage is in addition to listed securities.

WOOD COUNTY, TEXAS
INVESTMENT ACTIVITY FOR MARCH 31, 2017

CD ID	Description	Bank	Acct	Maturity Date	Original Principal	Prior Balance		Purchases/Deposit	Interest Credited	Withdrawals	Current Balance		This Month's Unpaid Interest	Accumulated Unpaid Interest
						02/28/2017	03/31/2017							
16	*7485 DPC 12 MONTH	BT	DPC	11/10/2017	\$ 500,000.00	\$ 520,170.98		\$ 399.04			\$ 520,570.02	\$ 313.76	\$ 313.76	
17	*7507 DPC 12 MONTH	BT	DPC	11/10/2017	250,000.00	260,085.52		199.52			260,285.04	156.88	156.88	
18	*7523 HP 12 MONTH	BT	HP	11/10/2017	75,000.00	78,025.60		59.86			78,085.46	47.06	47.06	
58	*182 DPC 365 DAY	CNB	DPC	10/15/2017	124,200.00	124,372.22		0.00			124,372.22	61.84	146.17	
59	*183 DPC 365 DAY	CNB	DPC	10/15/2017	124,200.00	124,372.22		0.00			124,372.22	61.84	146.17	
60	*884 DPC 365 DAY	FNBW	DPC	10/16/2017	117,500.00	120,794.92		0.00			120,794.92	56.37	151.05	
61	*885 DPC 365 DAY	FNBW	DPC	10/16/2017	117,500.00	120,794.92		0.00			120,794.92	56.37	151.05	
96	*4149 365 DAY	BT	DPC	12/31/2017	500,000.00	510,466.21		433.55			510,899.76	13.99	13.99	
97	*4160 365 DAY	BT	HP	12/31/2017	127,500.00	130,168.88		110.55			130,279.43	3.56	3.56	
123	CD 24 month	BT	DPC	08/13/2017	500,000.00	514,617.02		453.99			515,071.01	308.33	308.30	
124	CD 24 month	BT	DPC	08/13/2017	500,000.00	514,617.02		453.99			515,071.01	308.33	308.33	
146	CDARS 104 Week	BT	DPC	04/13/2017	402,251.00	411,026.68		401.65			411,428.33	0.00	0.00	
149	CDARS 104 Week	BT	DPC	06/01/2017	402,252.00	410,393.65		401.03			410,794.68	0.00	0.00	
154	CDARS 104 Week	BT	DPC	08/03/2017	705,002.00	717,845.17		701.46			718,546.63	0.00	0.00	
156	CDARS 104 Week	BT	DPC	08/10/2017	402,505.00	409,683.58		396.85			410,080.43	0.00	0.00	
162	CDARS 104 Week	BT	DPC	10/12/2017	402,507.00	408,880.26		396.07			409,276.33	0.00	0.00	
163	CDARS 104 Week	BT	HP	10/19/2017	101,000.00	102,576.80		99.36			102,676.16	0.00	0.00	
167E	CDARS 30 Month	BT	DPC	05/24/2018	515,000.00	522,902.85		684.36			523,587.21	0.00	0.00	
168	CDARS 104 Week	BT	HP	11/24/2017	101,001.00	102,281.90		86.90			102,368.80	0.00	0.00	
170	CDARS 104 Week	BT	DPC	01/11/2018	405,500.00	410,102.97		348.44			410,451.41	0.00	0.00	
171D	CDARS 30 Month	BT	DPC	07/19/2018	620,000.00	628,996.37		828.58			629,824.95	0.00	0.00	
172D	CDARS 30 Month	BT	DPC	07/19/2018	260,000.00	263,772.65		347.47			264,120.12	0.00	0.00	
173D	CDARS 30 Month	BT	DPC	07/26/2018	415,000.00	420,896.61		554.44			421,451.05	0.00	0.00	
174D	CDARS 30 Month	BT	DPC	07/26/2018	415,001.00	420,897.62		554.44			421,452.06	0.00	0.00	
175D	CDARS 30 Month	BT	DPC	07/26/2018	415,002.00	420,898.63		554.45			421,453.08	0.00	0.00	
176 & 176A	CDARS 13 Month	BT	DPC	03/02/2017	600,001.00	605,108.68		394.70	(605,503.38)		0.00	0.00	0.00	
176A & 176B	CDARS 13 Month	BT	DPC	03/23/2017	710,001.00	716,045.07		467.05	(716,512.12)		0.00	0.00	0.00	
177 & 177A	CDARS 13 Month	BT	DPC	03/23/2017	710,001.00	716,045.05		467.06	(716,512.11)		0.00	0.00	0.00	
178 & 178A	CDARS 13 Month	BT	DPC	03/23/2017	710,004.00	716,048.09		467.06	(716,515.15)		0.00	0.00	0.00	
179C	CDARS 30 Month	BT	DPC	09/06/2018	405,502.00	411,006.39		544.69			411,551.08	0.00	0.00	
180	*249 DPC 182 DAY	PROS	DPC	09/04/2016	247,500.00	248,059.92		552.55			248,612.47	91.95	91.95	
181A	CDARS 30 Month	BT	HP	09/07/2018	260,000.00	262,787.19		343.93			263,131.12	0.00	0.00	
182	CDARS 13 Month	BT	DPC	06/01/2017	710,005.00	714,982.69		516.35			715,499.04	0.00	0.00	
183	CDARS 104 Week	BT	DPC	05/03/2018	407,252.00	410,613.02		348.88			410,961.90	0.00	0.00	
184	CDARS 13 Month	BT	HP	06/01/2017	108,000.00	108,757.18		78.54			108,835.72	0.00	0.00	
185	CDARS 13 Month	BT	HP	07/16/2017	109,000.00	109,656.85		79.19			109,736.04	0.00	0.00	
186	CDARS 13 Month	BT	DPC	07/16/2017	710,006.00	714,284.68		515.84			714,800.52	0.00	0.00	
187	CDARS 13 Month	BT	DPC	08/05/2017	405,503.00	407,747.23		294.47			408,041.70	0.00	0.00	
188	CDARS 13 Month	BT	HP	08/25/2017	110,000.00	110,554.71		79.84			110,634.55	0.00	0.00	
189	CDARS 13 Month	BT	DPC	09/21/2017	710,001.00	713,116.28		514.99			713,631.27	0.00	0.00	
190	CDARS 52 Week	BT	DPC	08/24/2017	710,002.00	712,346.28		387.31			712,733.59	0.00	0.00	
191	CDARS 13 Month	BT	DPC	09/28/2017	710,003.00	713,002.04		514.92			713,516.96	0.00	0.00	
192	CDARS 13 Month	BT	DPC	10/05/2017	710,004.00	712,886.80		514.84			713,401.64	0.00	0.00	
193	CDARS 13 Month	BT	DPC	10/12/2017	405,504.00	407,084.09		293.99			407,378.08	0.00	0.00	
194A	CDARS 30 Month	BT	DPC	03/21/2019	405,504.00	406,830.51		1,524.25			408,354.76	159.11	159.11	
195	CDARS 13 Month	BT	HP	12/22/2017	130,000.00	130,290.96		94.09			130,385.05	0.00	0.00	
Restricted	RB CD *1703 RRC	BT*	DPC	03/26/2017	25,000.00	26,420.37		20.27			26,440.64	4.33	4.33	
Restricted	USV CD *1639 TCEQ	BT*	DPC	03/25/2017	12,000.00	12,681.77		9.73			12,691.50	2.43	2.43	
Total CDs					\$ 18,518,714.00	\$ 18,755,997.10	\$ -	\$ 17,490.54	\$ (2,755,042.76)	\$ 16,018,444.88	\$ 1,646.15	\$ 1,004.14		
TEXPOOL					WAM	203		(0.00)						
Deposit Pooled Cash		TxP	DPC			\$ 503,260.37	\$ -	\$ 265.94	\$ -	\$ -	\$ 503,526.31	n/a	n/a	
Interest & Sinking		TxP	I&S			36,137.47		19.14			36,156.61	n/a	n/a	
Health Plan		TxP	HP			1,152.36		0.62			1,152.98	n/a	n/a	
Total Pools						\$ 540,550.20	\$ -	\$ 285.70	\$ -	\$ -	\$ 540,835.90			
Insured Cash Sweeps Accounts														
Deposit Pooled Cash		BT*	Daily	n/a		\$ 10,470,373.14	\$ 3,931,202.06	\$ 8,801.59	\$ (1,682,480.01)		\$ 12,727,896.78	n/a	n/a	
Accounts Payable Cash		BT*	Daily	n/a		1,270,550.16	757,042.35	661.61	(1,113,480.10)		914,774.02	n/a	n/a	
Payroll Cash		BT*	Daily	n/a		1,089,456.50	626,232.68	590.58	(712,147.81)		1,004,131.95	n/a	n/a	
Health Plan		BT*	Daily	n/a		733,281.53	200,929.59	499.00	(277,668.83)		657,041.29	n/a	n/a	
Total Sweeps						\$ 13,563,661.33	\$ 5,515,406.68	\$ 10,552.78	\$ (3,785,776.75)		\$ 15,303,844.04			
Total Investments					Total WAM days	197	\$ 32,860,208.63	\$ 5,515,406.68	\$ 28,329.02	\$ (6,540,819.51)	\$ 31,863,124.82	\$ 1,646.15	\$ 2,004.14	

FILED FOR RECORD
 2017 JUN - 2 AM 11:43
 COUNTY CLERK, WOOD CO TX


Investments By Type

BT - Traditional CD	\$ 2,530,261.73	7.94%
BT - CDARS	12,710,104.26	39.89%
Non-Depository CD	738,946.75	2.32%
BT-Restricted CD	39,132.14	0.12%
BT-ICS *	15,303,844.04	48.03%
Pools	540,835.90	1.70%
Total	\$ 31,863,124.82	100.00%
	0.00	

* Does not include in-transit items which can be either positive or negative.

Note BT* - BankTexas is the county's placement bank for both CDARS and ICS accounts into other FDIC covered banks. For bank details use Supplement Investment Schedule.

I hereby submit the above report in addition to attached Supplement Investment Schedule as the written report of investment transactions for all invested funds held by Wood County Treasurer for period shown above and certify that these investments are in compliance with the local investment policy and Public Funds Investment Act.


 Becky S. Burford, Wood County Treasurer
 Wood County Investment Officer

WOOD COUNTY, TEXAS
Supplement Investment Schedule
Summary of FDIC-Insured Institutions
Outside of Depository Bank

03/31/2017

Bank	Location	Balance	Reference	Recap By Type	Totals
City National Bank	Quitman, TX	248,744.44	CD 58& 59	Local CD	\$ 738,946.75
First National Bank-Winnsboro, TX	Winnsboro, TX	241,589.84	CD 60& 61	Insured Cash Sweeps	15,303,844.04
Prosperity Bank	Winnsboro, TX	248,612.47	CD #180	CDARS	12,710,104.26
Bank of the West	San Francisco, CA	129,466.01	CDARS#146		28,752,895.05
Iberiabank	Lafayette, LA	39,043.78	CDARS#146		0.00
Singature Bank	New York, NY	242,918.54	CDARS#146		0.00
Bank of Blue Valley	Overland Park, KS	165,697.78	CDARS#149		
The Citizens National Bank of Bluffton	Bluffton, OH	245,096.90	CDARS#149		
Capital Bank	Miami, FL	242,062.90	CDARS#154		
EverBank	Jacksonville, FL	53,147.48	CDARS#154		
MB Financial Bank, N.A.	Chicago, IL	242,062.90	CDARS#154		
The Union Bank Company	Columbus Grove, OH	181,273.35	CDARS#154		
Iberiabank	Lafayette, LA	168,110.52	CDARS#156		
Merrick Bank	South Jordan, UT	241,969.91	CDARS#156		
Crestmark Bank	Troy, MI	25,938.00	CDARS#162		
First Bank of Berne	Berne, IN	139,302.02	CDARS#162		
WestBanco Bank, Inc.	Wheeling, WV	244,036.31	CDARS#162		
First Community Bank	Batesville, AK	102,676.16	CDARS#163		
First Security Bank	Machinaw, IL	5,213.53	CDARS#167E		
Northern Bank & Trust Company	Woburn, MA	97,851.38	CDARS#167E		
The Camden National Bank	Camden, ME	248,888.22	CDARS#167E		
The PrivateBank and Trust Comp	Chicago, IL	171,634.08	CDARS#167E		
Morris Bank	Dublin, GA	102,368.80	CDARS#168		
Bank of Blue Valley	Overland Park, KS	50,610.54	CDARS#170		
Business First Bank	Baton Rouge, LA	41,988.98	CDARS#170		
Landmark Bank, National Associat	Columbia, MO	216,106.97	CDARS#170		
WashingtonFirst Bank	Reston, VA	101,744.92	CDARS#170		
Adams Bank & Trust	Ogallala, NE	234,401.78	CDARS#171D		
Bank of the Cascades	Bend, OR	44,169.79	CDARS#171D		
Bank of American, N.A.	Charlotte, NC	90,445.61	CDARS#171D		
First National Bank	Damariscotta, ME	249,260.95	CDARS#171D		
Frazer Bank	Altus, OK	1,317.44	CDARS#171D		
Seaside National Bank & Trust	Orlando, FL	10,229.38	CDARS#171D		
Adams Bank & Trust	Ogallala, NE	14,859.17	CDARS#172D		
Franklin Synergy Bank	Franklin, TN	249,260.95	CDARS#172D		
Northern Bank & Trust Company	Woburn, MA	1,538.76	CDARS#173D		
St. Louis Bank	Town and Country, MO	171,728.19	CDARS#173D		
Stonegate Bank	Fort Lauderdale, FL	248,184.10	CDARS#173D		
Banner Bank	Walla Walla, WA	248,184.10	CDARS#174D		
Sunshine Bank	Plant City, FL	173,267.96	CDARS#174D		
Northern Bank & Trust Company	Woburn, MA	98,352.83	CDARS#175D		
Southwest Bank	Ft. Worth, TX	248,184.10	CDARS#175D		
Sunshine Bank	Plant City, FL	74,916.15	CDARS#175D		
Northern Bank & Trust Company	Woburn, MA	50,235.00	CDARS#179D		
The Bank of Edwardsville		248,747.53	CDARS#179D		
Xenith		112,568.55	CDARS#179D		
EverBank	Jacksonville, FL	185,808.48	CDARS#181C		
The PrivateBank and Trust Comp	Chicago, IL	77,322.64	CDARS#181C		
Customers Bank	Wyomissing, PA	245,384.19	CDARS#182		
East West Bank	Pasadena, CA	170,781.34	CDARS#182		
Legacy Bank	Wiley, Co	162,784.99	CDARS#182		
The First National Bank of Syracu	Syracuse, KS	136,548.52	CDARS#182		
BankFirst	Norfolk, NE	94,610.08	CDARS#183		
Citizens Savings Bank and Trust C	Nashville, TX	76,688.29	CDARS#183		
First Western Trust Bank	Denver, CO	239,663.53	CDARS#183		
The First National Bank of Syracu	Syracuse, KS	108,835.72	CDARS#184		
Optima Bank & Trust Company	Portsmouth, NH	109,736.04	CDARS#185		
Banterra Bank	Marion, IL	245,144.31	CDARS#186		
First Bank of Highland Park	Highland Park, Il	102,845.72	CDARS#186		
Optima Bank & Trust Company	Portsmouth, NH	135,408.26	CDARS#186		
Transportation Alliance Bank, Inc.	Ogden, UT	231,402.23	CDARS#186		
Colony Bank	Fitzgerald, GA	242,508.81	CDARS#187		
KS StateBank	Manhattan, KS	8,150.36	CDARS#187		
West Bank	West Des Moines, IA	157,382.53	CDARS#187		
Central Valley Community Bank	Fresno, CA	110,634.55	CDARS#188		
Amarillo National Bank	Amarillo, TX	244,745.02	CDARS#189		
LegacyTexas Bank	Plano, TX	20,602.82	CDARS#189		
Liberty Bank and Trust Company	New Orleans, LA	7,403.21	CDARS#189		
Southern States Bank	Anninston, AL	244,745.02	CDARS#189		
SpiritBank	Tulsa, OK	196,135.20	CDARS#189		
First Capital Bank of Texas, N.A.	Midland, TX	244,436.82	CDARS#190		
Isreal Discount Bank of New York	New York, NY	244,436.82	CDARS#190		
LegacyTexas Bank	Plano, TX	223,859.95	CDARS#190		
Bank Independent	Sheffield, AL	244,705.12	CDARS#191		
Crestmark Bank	Troy, MI	215,552.57	CDARS#191		
EagleBank	Bethesda, MD	198,981.96	CDARS#191		
Lewis & Clark Bank	Oregon City, OR	54,277.31	CDARS#191		
First Community Bank	Chatom, AL	247,177.20	CDARS#192		
First National Bank of North Arkas	Berryville, AR	219,047.24	CDARS#192		
Progress Bank and Trust	Huntsville, AL	247,177.20	CDARS#192		
BNC National Bank	Glendale, AZ	162,752.71	CDARS#193		
Old Line Bank	Bowie, MD	244,625.37	CDARS#193		
Bank of America	Charlotte, NC	158,330.51	CDARS#194B		
Mechanics & Farmers Bank	Omaha, NE	248,500.00	CDARS#194B		
TriState Capital Bank		1,524.25	CDARS#194B		

2017 JUN -2 AM 11:43
COUNTY CLERK, WOOD CO TX

WOOD COUNTY, TEXAS
Supplement Investment Schedule
Summary of FDIC-Insured Institutions
Outside of Depository Bank
03/31/2017

Bank	Location	Balance	Reference	Recap By Type	Totals
Cedar Rapids Bank and Trust Co	Cedar Rapids, IA	130,385.05	CDARS#195		
3931 Alerus Financial, N. A.	Grand Forks, ND	245,183.17	ICS-DPC		
45826 Atlantic Coast Bank	Jacksonville, FL	245,175.57	ICS-DPC		
4214 BOKF, National Association	Tulsa, OK	171.36	ICS-DPC		
18012 Bank of New Hampshire	Laconia, NH	245,183.17	ICS-DPC		
15136 Bank of Wisconsin Deells	Wisconsin Deells, WI	245,183.17	ICS-DPC		
Bremer Bank, National Association	South St. Paul, MN	6.05	ICS-DPC		
11578 Burke & Herbert Bank & Trust Co.	Alexandria, VA	245,022.35	ICS-DPC		
Cadence Bank, N.A.	Birmingham, AL	245,179.89	ICS-DPC		
58823 CapStar Bank	Nashville, TN	244,543.94	ICS-DPC		
58432 Carolina Alliance Bank	Spartanburg, SC	103,422.85	ICS-DPC		
11241 Centennial Bank	Conway, AR	0.02	ICS-DPC		
22683 CoBiz Bank	Denver, CO	245,178.12	ICS-DPC		
10146 Commonwealth Bank and Trust Co	Louisville, KY	245,183.17	ICS-DPC		
30903 Community Bank of the Chesapeake	Waldorf, MD	112.08	ICS-DPC		
14264 Cornhusker Bank	Lincoln, NE	153.64	ICS-DPC		
29839 Crossroads Bank	Wabash, IN	245,183.17	ICS-DPC		
11584 EVB	Tappahannock, VA	245,183.17	ICS-DPC		
31485 Equitable Bank	Grans Island, NE	245,148.12	ICS-DPC		
9378 F & C Bank	Holden, MO	245,183.17	ICS-DPC		
8405 F&M Trust Co. of Chambersburg	Chambersburg, PA	245,023.62	ICS-DPC		
39845 First Federal Bank of the Midwest	Defiance, OH	245,183.17	ICS-DPC		
5452 First National Bank of Omaha	Omaha, NE	245,153.62	ICS-DPC		
7888 First National Bank of Pennsylvania	Greenville, PA	121,502.78	ICS-DPC		
4977 First Tennessee Bank, NA	Memphis, TN	83.14	ICS-DPC		
4857 First United Bank & Trust	Oakland, MD	245,023.62	ICS-DPC		
15545 Frontier Bank	Omaha, NE	245,044.06	ICS-DPC		
15289 Great Western Bank	Watford City, ND	245,183.17	ICS-DPC		
18740 Heartland Bank	Geneva, NE	245,183.17	ICS-DPC		
14073 Hillsdale County National Bank	Hillsdale, MI	245,183.17	ICS-DPC		
28094 Home Bank, N.A.	Lafayette, LA	245,183.17	ICS-DPC		
3076 Independent Bank-McKinney	McKinney, TX	245,183.17	ICS-DPC		
3664 Illinois National Bank	Springfield, IL	245,183.17	ICS-DPC		
10667 Maybrey Bank	Bixby, OK	153.64	ICS-DPC		
18618 Manufacturers Bank	Los Angeles, CA	43.34	ICS-DPC		
18013 Mascoma Savings Bank	Lebanon, NH	245,183.17	ICS-DPC		
1768 Mechanics Bank	Walnut Creek, CA	70.92	ICS-DPC		
8866 Merchants Bank, National Association	Winona, MN	245,178.05	ICS-DPC		
8056 Merchants Bank of Indiana	Carmel, IN	245,023.62	ICS-DPC		
22346 Metropolitan Bank	Crystal Springs, MS	245,183.17	ICS-DPC		
4063 MidFirst Bank	Oklahoma City, OK	245,183.17	ICS-DPC		
1058 Midwest BankCentre	St. Louis, MO	245,183.17	ICS-DPC		
18429 Morton Community Bank	Morton, IL	80.00	ICS-DPC		
58115 Oakstar Bank	Springfield, MO	105.64	ICS-DPC		
28866 Oritani Bank	Township of Washington	245,183.17	ICS-DPC		
58415 Pacific Enterprise Bank	Irvine, CA	245,183.17	ICS-DPC		
57497 Pathfinder Bank	Oswego, NY	245,183.17	ICS-DPC		
35583 Pinnacle Bank	Nashville, TN	0.02	ICS-DPC		
33867 Quad City Bank and Trust Company	Bettendorf, IA	245,149.15	ICS-DPC		
23627 Republic Bank & Trust Company	Louisville, KY	245,183.17	ICS-DPC		
19772 River Valley Bank	Waukesha, WI	245,023.62	ICS-DPC		
12258 Southwest Capital Bank	Albuquerque, NM	245,119.41	ICS-DPC		
28332 Southern Bank	Poplar Bluff, MO	245,183.17	ICS-DPC		
30337 Sterling National Bank	Montebello, NY	245,183.17	ICS-DPC		
18581 Sunrise Banks	St. Paul, MN	245,183.17	ICS-DPC		
58142 The Bank of River Oaks	Houston, TX	245,023.62	ICS-DPC		
6976 The Bridgehampton National Bank	Bridgehampton, NY	245,034.42	ICS-DPC		
5969 The Farmers & Merchants State Bank	Achbold, OH	245,183.17	ICS-DPC		
16664 The Paducah Bank and Trust Company	Paducah, KY	245,183.17	ICS-DPC		
19608 The Park Bank	Madison, WI	245,183.17	ICS-DPC		
6653 The Park National Bank	Newark, OH	245,106.68	ICS-DPC		
6784 United Bank	Parkersburg, WV	245,183.17	ICS-DPC		
10958 United Prairie Bank	Mountain Lake, MN	245,183.17	ICS-DPC		
19850 West Gate Bank	Lincoln, NE	245,141.73	ICS-DPC		
57512 Western Alliance Bank	Lincoln, NE	245,019.82	ICS-DPC		
18031 Woodsville Guaranty Saving Bank	Woodsville, NH	245,183.17	ICS-DPC		
110 Bank of the Ozarks	Little Rock, AR	245,183.17	ICS-AP		
12923 Bremer Bank, National Association	South St. Paul, MN	245,177.12	ICS-AP		
58823 CapStar Bank	Nashville, TN	11.76	ICS-AP		
58432 Carolina Alliance Bank	Spartanburg, SC	13.32	ICS-AP		
7888 First National Bank of Pennsylvania	Greenville, PA	100,118.26	ICS-AP		
Oakstar Bank	Springfield, MO	6.14	ICS-AP		
35583 Pinnacle Bank	Nashville, TN	245,183.14	ICS-AP		
5307 The First National Bank - Fox Valley	Neenah, WI	79,081.11	ICS-AP		
35525 Atlantic Capital Bank, NA	Chattanooga, TN	7.59	ICS-HP		
58823 CapStar Bank	Nashville, TN	608.40	ICS-HP		
58432 Carolina Alliance Bank	Spartanburg, SC	34.56	ICS-HP		
30903 Community Bank of the Chesapeake	Waldorf, MD	37.60	ICS-HP		
14264 Cornhusker Bank	Lincoln, NE	245,029.53	ICS-HP		
First National Bank of Pennsylvania	Greenville, PA	3.35	ICS-HP		
15545 Frontier Bank	Omaha, NE	122.42	ICS-HP		
10667 Maybrey Bank	Bixby, OK	245,029.53	ICS-HP		
58115 Oakstar Bank	Springfield, MO	21.27	ICS-HP		
6976 The Bridgehampton National Bank	Bridgehampton, NY	126.01	ICS-HP		
The First National Bank - Fox Valley	Neenah, WI	166,021.03	ICS-HP		

WOOD COUNTY, TEXAS
Supplement Investment Schedule
Summary of FDIC-Insured Institutions
Outside of Depository Bank
03/31/2017

	<u>Bank</u>	<u>Location</u>	<u>Balance</u>	<u>Reference</u>	<u>Recap By Type</u>	<u>Totals</u>
58823	CapStar Bank	Nashville, TN	19.06	ICS-PAY		
11241	Centennial Bank	Conway, AR	245,183.15	ICS-PAY		
30903	Community Bank of the Chesapeake	Waldorf, MD	245,030.85	ICS-PAY		
7888	First National Bank of Pennsylvania	Greenville, PA	23,558.76	ICS-PAY		
18618	Manufacturers Bank	Los Angeles, CA	245,137.30	ICS-PAY		
18429	Morton Community Bank	Morton, IL	245,103.17	ICS-PAY		
	Oakstar Bank	Springfield, MO	32.27	ICS-PAY		
6653	The Park National Bank	Newark, OH	65.93	ICS-PAY		
57512	Western Alliance Bank	Phoenix, AZ	1.46	ICS-PAY		
			<u>28,752,895.05</u>			