

WOOD COUNTY, TEXAS
COMBINED STATEMENT OF CASH ACCOUNTS ACTIVITY
FOR THE MONTH ENDING MARCH 31, 2023

FUND CODE	FUND NAME	CASH BALANCE		RECEIPTS	DISBURSEMENTS	TRANSFER IN/(OUT)	Net Change	CASH BALANCE
		02/28/23	03/31/23					
BUDGETED FUNDS								
OPERATING FUNDS								
100	General	\$ 25,857,369.59	\$ -	\$ 1,259,590.89	\$ (1,821,338.96)	\$ 1,759.72	\$ (559,988.35)	\$ 25,297,381.24
200	Road and Bridge Fund	9,132,543.94	0.00	457,395.64	(536,160.25)	(9.72)	(78,774.33)	9,053,769.61
270	Tobacco Settlement Fund	125,573.89		0.00	0.00	0.00	0.00	125,573.89
Total Operating Funds		\$ 35,115,487.42		\$ 1,716,986.53	\$ (2,357,499.21)	\$ 1,750.00	\$ (638,762.68)	\$ 34,476,724.74
SPECIAL REVENUE FUNDS								
230	CC-Records Mgmt. & Preservation	963,558.46		11,307.90	(98,777.35)	0.00	(87,469.45)	876,089.01
231	General Records Mgmt. & Preservation	39,338.94		6,009.50	(54.95)	0.00	5,954.55	45,293.49
232	CC-Records Archive Fee	559,954.54		9,835.26	0.00	0.00	9,835.26	569,789.80
234	Courthouse Security	95,415.69		1,389.03	(109.90)	(1,750.00)	(470.87)	94,944.82
235	Hotel and Motel Tax	455,017.17		10,008.50	(1,218.25)	0.00	8,790.25	463,807.42
236	Child Welfare	691.24		3,132.74	0.00	0.00	3,132.74	3,823.98
238	Crime Victims Services	5,533.55		97.24	0.00	0.00	97.24	5,630.79
239	Justice Court Technology	53,399.62	0.00	550.59	(727.50)	0.00	(176.91)	53,222.71
240	DC-Records Mgmt & Preservation	27,594.65		(4,248.34)	(4.00)	0.00	(4,252.34)	23,342.31
241	JP Building Security Fee	655.52		144.69	1,715.50	0.00	1,860.19	2,515.71
242	Elections Special	102,599.79		133.40	0.00	0.00	133.40	102,733.19
243	Guardianship	84,326.91		1,010.35	0.00	0.00	1,010.35	85,337.26
244	CC-Technology	10,139.14		50.75	0.00	0.00	50.75	10,189.89
245	DC-Technology	27,503.88		82.78	0.00	0.00	82.78	27,586.66
248	DC-Records Archive Fee	1,602.48		34.38	0.00	0.00	34.38	1,636.86
247	DC-CT Records Preservation	1,547.71		18.15	0.00	0.00	18.15	1,565.86
260	Law Library	121,785.12		2,787.19	(298.00)	0.00	2,489.19	124,274.31
305	Constable Forfeiture	1,296.95		1.70	(0.02)	0.00	1.68	1,298.63
402	American Rescure	8,877,583.36	0.00	11,542.11	0.00	0.00	11,542.11	8,889,125.47
Total Special Revenue Funds		\$ 11,429,544.72		\$ 53,887.92	\$ (99,474.47)	\$ (1,750.00)	\$ (47,336.55)	\$ 11,382,208.17
OTHER FUNDS								
250	Right of Way	892,477.42		1,162.60	0.00	0.00	1,162.60	893,640.02
281	Community Supervision & Corr.	173,644.09		81,792.82	(44,148.16)	0.00	37,644.66	211,288.75
290	Juvenile Probation Department	15,298.50		41,490.00	(15,283.20)	0.00	26,206.80	41,505.30
892	Historical Commission	56,494.37		73.13	(329.87)	0.00	(256.74)	56,237.63
Total Other Funds		\$ 1,137,914.38		\$ 124,518.55	\$ (59,761.23)	\$ -	\$ 64,757.32	\$ 1,202,671.70
TOTAL BUDGETED FUND		\$ 47,682,946.52		\$ 1,895,393.00	\$ (2,516,734.91)	\$ -	\$ (621,341.91)	47,061,604.61
NON-BUDGETED AND NON-COUNTY FUNDS								
880	Treasurer's State Fees	21,772.66		22,759.75	(0.25)	0.00	22,759.50	44,532.16
891	Payroll Fund	424,033.47		0.00	(424,038.43)	0.00	(424,038.43)	(4.96)
TOTAL NON-BUDGETED FUNDS		\$ 445,806.13		\$ 22,759.75	\$ (424,038.68)	\$ -	\$ (401,278.93)	\$ 44,527.20
TOTAL CASH IN POOLED ACCOUNTS		\$ 48,128,752.65		\$ 1,918,152.75	\$ (2,940,773.59)	\$ -	\$ (1,022,620.84)	\$ 47,106,131.81
CASH IN BANK - POOLED CASH ACCOUNTS								
890	AP Pooled Cash	1,256,974.67		399.60	(1,216,589.30)	1,500,000.00	283,810.30	1,540,784.97
890	Payroll Pooled Cash	752,205.31		237.41	(1,722,184.29)	1,750,000.00	28,053.12	780,258.43
890	Deposits Pooled Cash	22,301,170.25		1,865,618.90	0.00	(3,337,832.00)	(1,472,213.10)	20,828,957.15
890	CD Investments	14,352,533.07		16,687.78	0.00	0.00	16,687.78	14,369,220.85
890	CD Non-Depository	495,827.38		0.00	0.00	0.00	0.00	495,827.38
890	CDARS Investments	(0.00)		0.00	0.00	0.00	0.00	(0.00)
890	TexPool Pooled Investments	8,965,871.97		35,209.06	0.00	83,832.00	119,041.06	9,084,913.03
890	Jury Pooled Cash	4,170.00		0.00	(2,000.00)	4,000.00	2,000.00	6,170.00
TOTAL CASH IN BANK - POOLED CASH ACCOUNTS		\$ 48,128,752.65		\$ 1,918,152.75	\$ (2,940,773.59)	\$ 0.00	\$ (1,022,620.84)	\$ 47,106,131.81
		0.00		0.00	0.00	0.00	0.00	0.00

FILED FOR RECORD
 2023 JUN 27 AM 10:43
 COUNTY CLERK, WOOD COUNTY

FUND CODE	FUND NAME	CASH BALANCE 02/28/23	RECEIPTS	DISBURSEMENTS	TRANSFER IN/(OUT)	Net Change	CASH BALANCE 03/31/23
CASH IN BANK - NON POOLED CASH ACCOUNTS - NON-BUDGETED, NON-C							
BANKTEXAS ACCOUNTS							
200	Road & Bridge CD RRC Restricted	\$ 28,159.49	\$ 9.72	\$0.00	\$0.00	\$9.72	\$ 28,169.21
233	Sheriff's Forfeiture Fund (Budgeted)	7,321.20	646.60	0.00	-	646.60	7,967.80
401	Grant Fund	0.00	0.00	0.00	0.00	0.00	0.00
601	Interest & Sinking	3,918.99	15.93	0.00	0.00	15.93	3,934.92
895	Health Plan	558,135.71	341,022.45	(387,626.01)	0.00	(46,603.56)	511,532.15
895	Health Plan CD	0.00	0.00	0.00	0.00	0.00	0.00
895	Health Plan CDARS	0.00	0.00	0.00	0.00	0.00	0.00
898	MRP/DPC Clearing	14,475.27	4,832.22	(7,849.58)	0.00	(3,017.36)	11,457.91
	District Clerk Clearing	29,049.80	38,375.60	(28,463.80)	0.00	9,911.80	38,961.60
	JP1 Clearing	8,238.00	12,592.22	(10,049.50)	0.00	2,542.72	10,780.72
	JP2 Clearing	13,174.98	17,615.52	(14,173.48)	0.00	3,442.04	16,617.02
	JP3 Clearing - CNB	6,047.29	5,305.67	(6,470.73)	0.00	(1,165.06)	4,882.23
	JP4 Clearing	5,777.50	5,434.00	(6,514.60)	0.00	(1,080.60)	4,696.90
	Treasurer's Credit Card	(7.67)	7.67	0.00	0.00	7.67	0.00
	TOTAL BANKTEXAS - NON POOLED CASH ACCOUNTS	\$ 674,290.56	\$ 425,857.60	\$ (461,147.70)	\$0.00	(\$35,290.10)	\$ 639,000.46
TEXPOOL ACCOUNTS							
601	Interest & Sinking	64,393.61	252.17	0.00	0.00	252.17	64,645.78
895	Health Plan	257,550.73	1,008.57	0.00	0.00	1,008.57	258,559.30
	TOTAL TEXPOOL - NON POOLED CASH ACCOUNTS	\$321,944.34	\$1,260.74	\$0.00	\$0.00	\$ 1,260.74	\$ 323,205.08
	TOTAL CASH IN BANK - NON POOLED CASH ACCOUNTS	\$ 996,234.90	\$ 427,118.34	\$ (461,147.70)	\$0.00	(\$34,029.36)	\$ 962,205.54
	TOTAL CASH IN BANK - ALL TREASURER'S ACCOUNTS	\$ 49,124,987.55	\$ 2,345,271.09	\$ (3,401,921.29)	\$0.00	(\$1,056,650.20)	\$ 48,068,337.35

Miscellaneous Information 0.00

Indebtedness as of 3/31/2023: \$0.00 Certificate of Obligation: None
 RB Line of Credit-Railroad Commission \$25,000 CD Secured - Current Balance Available \$28,084

Bank Texas (including CDARS and ICS)	\$ 38,164,391.86	
Non-Depository Investments	495,827.38	
TexPool:	9,408,118.11	
Total	\$ 48,068,337.35	0.00
Bank Texas Interest Income: Interest Rate .50%-3.92%	\$ 10,700.67	
Certificates of Deposit: Interest Rates Varies	16,897.50	
CDARS Interest Income	0.00	
TexPool Interest Income: Interest Rate 3.98%	36,469.80	
Total Interest Income	\$ 63,867.97	0.00

I, Daphne Carter, County Treasurer, in and for the County of Wood, State of Texas, do hereby present the MARCH 2023 Statement of Cash Accounts Activity, the attached Treasurer's Report of Cash Receipts and Disbursements, and the Report of Securities as true and correct statements, to the best of my knowledge, of accounts under the control of Wood County Treasurer and furthermore state that the fund balances are on deposit earning interest in accordance with the Wood County Investment Policy earning interest in accordance with the Wood County Depository Contract.

Presented, examined, and accepted at the regular term of Commissioners Court on this the 13 day of June, 2023

 Daphne Carter, Wood County Treasurer

 Kevin White, County Judge

 Virgil Holland, Jr. Commissioner Precinct 1

 Jerry Gaskill, Commissioner Precinct 2



 Mike Simmons, Commissioner Precinct 3

 Russell Atker, Commissioner Precinct 4

 Teri Sellars, Auditor

ATTEST: _____
 Kelley Price, County Clerk

RECEIVED
 MAY 22 2023



**WOOD COUNTY, TEXAS
 RECAP OF FUNDS BY BANK ACCOUNTS
 FOR THE MONTH ENDING MARCH 31, 2023**

Fund	Beginning Cash Balance	Reclass	M-T-D			Ending Balance	BankTexas Quitman	Allocation of Cash			Total Cash
			Receipts	Disbursements	Transfers			BankTexas CDARS	Non-Depository Banks	TexPool	
200 Road & Bridge CD Restricted	\$ 28,159.49		\$9.72	\$0.00	\$0.00	\$ 28,169.21	28,169.21	0.00	\$0.00	\$0.00	\$28,169.21
233 Sheriff Forfeiture Fund	7,321.20		\$646.60	\$0.00	-	7,967.80	7,967.80	0.00	0.00	0.00	7,967.80
401 Grants	0.00		\$0.00	\$0.00	-	0.00	0.00	0.00	0.00	0.00	0.00
601 Interest and Sinking	68,312.60		\$268.10	\$0.00	\$0.00	68,580.70	3,934.92	0.00	0.00	64,645.78	68,580.70
890 Pooled Funds	33,280,392.20		1,901,464.97	(2,940,773.59)	-	32,241,083.58	23,156,170.55	0.00	0.00	9,084,913.03	32,241,083.58
890 Pooled CDs	14,848,360.45		16,687.78	-	-	14,865,048.23	14,369,220.85	0.00	495,827.38	0.00	14,865,048.23
895 Health Plan Fund	815,686.44		342,031.02	(387,626.01)	-	770,091.45	511,532.15	0.00	0.00	258,559.30	770,091.45
895 Health Plan CDs	0.00		-	-	-	0.00	0.00	0.00	0.00	0.00	0.00
898 MRP/DPC Clearing	14,475.27	0.00	4,832.22	(7,849.58)	0.00	11,457.91	11,457.91	0.00	0.00	0.00	11,457.91
District Clerk Clearing	29,049.80	0.00	38,375.60	(28,463.80)	-	38,961.60	38,961.60	0.00	0.00	0.00	38,961.60
JP1 Clearing	8,238.00		12,592.22	(10,049.50)	-	10,780.72	10,780.72	0.00	0.00	0.00	10,780.72
JP2 Clearing	13,174.98		17,615.52	(14,173.48)	-	16,617.02	16,617.02	0.00	0.00	0.00	16,617.02
JP3 Clearing	6,047.29		5,305.67	(6,470.73)	-	4,882.23	4,882.23	0.00	0.00	0.00	4,882.23
JP4 Clearing	5,777.50		5,434.00	(6,514.60)	-	4,696.90	4,696.90	0.00	0.00	0.00	4,696.90
Treasurer's Credit Card	(7.67)		7.67	0.00	0.00	0.00	0.00	0.00	0.00	0.00	0.00
Grand Total	\$ 49,124,987.55		\$ 2,345,271.09	\$ (3,401,921.29)	\$ -	\$ 48,068,337.35	\$ 38,164,391.86	\$ (0.00)	\$ 495,827.38	\$ 9,408,118.11	\$ 48,068,337.35

FILED FOR RECORD
 JUN 27 2 10:43
 KELLEY PRICE
 COUNTY CLERK, WOOD CO TX

WOOD COUNTY, TEXAS
COMBINED STATEMENT OF CASH ACCOUNTS ACTIVITY
FOR THE YEAR-TO-DATE THROUGH MARCH 31, 2023

FUND CODE	FUND NAME	PRIOR-YEAR		REVISED		CURRENT-YEAR			TRANSFER IN/(OUT)	Net Change	CASH BALANCE 3/31/2023
		CASH BALANCE 09/30/2022	RECLASSES	CASH BALANCE 9/30/2022	ECLA	RECEIPTS	DISBURSEMENTS				
BUDGETED FUNDS											
OPERATING FUNDS											
100	General	\$ 19,617,215.57	\$ 1,615.95	\$ 19,618,831.52		\$ 16,087,082.18	\$ (10,419,095.24)	\$ 10,562.78	\$ 5,678,549.72	\$ 25,297,381.24	
200	Road and Bridge Fund	4,970,403.63	(187.79)	4,970,215.84		6,891,666.11	(2,808,049.56)	(62.78)	4,083,553.77	9,053,769.61	
270	Tobacco Settlement Fund	125,573.89	-	125,573.89		-	-	-	-	125,573.89	
	Total Operating Funds	\$ 24,713,193.09	\$ 1,428.16	\$ 24,714,621.25		\$ 22,978,748.29	\$ (13,227,144.80)	\$ 10,500.00	\$ 9,762,103.49	\$ 34,476,724.74	
SPECIAL REVENUE FUNDS											
230	CC-Records Mgmt. & Preservation	1,013,931.16	-	1,013,931.16		72,778.88	(210,621.03)	0.00	(137,842.15)	876,089.01	
231	General Records Mgmt. & Preservation	46,114.87	-	46,114.87		6,980.03	(7,801.41)	0.00	(821.38)	45,293.49	
232	CC-Records Archive Fee	507,104.64	-	507,104.64		62,685.16	0.00	0.00	62,685.16	569,789.80	
234	Courthouse Security	88,571.26	-	88,571.26		17,642.86	(769.30)	(10,500.00)	6,373.56	94,944.82	
235	Hotel and Motel Tax	438,477.36	-	438,477.36		77,513.02	(52,182.96)	0.00	25,330.06	463,807.42	
236	Child Welfare	2,127.00	-	2,127.00		4,960.82	(3,263.84)	0.00	1,696.98	3,823.98	
238	Crime Victims Services	5,417.71	-	5,417.71		213.08	0.00	0.00	213.08	5,630.79	
239	Justice Court Technology	55,842.65	(1,448.23)	54,394.42		3,920.79	(5,092.50)	0.00	(1,171.71)	53,222.71	
240	DC-Records Mgmt & Preservation	37,962.33	-	37,962.33		9,857.45	(24,487.47)	0.00	(14,620.02)	23,342.31	
241	JP Building Security Fee	4,948.16	-	4,948.16		1,098.95	(3,531.40)	0.00	(2,432.45)	2,515.71	
242	Elections Special	98,535.39	-	98,535.39		4,197.80	0.00	0.00	4,197.80	102,733.19	
243	Guardianship	79,772.07	-	79,772.07		5,565.19	0.00	0.00	5,565.19	85,337.26	
244	CC-Technology	9,783.16	-	9,783.16		406.73	0.00	0.00	406.73	10,189.89	
245	DC-Technology	26,835.77	-	26,835.77		750.89	0.00	0.00	750.89	27,586.66	
246	DC-Records Archive Fee	1,268.72	-	1,268.72		368.14	0.00	0.00	368.14	1,636.86	
247	DC-CT Records Preservation	1,333.18	-	1,333.18		232.68	0.00	0.00	232.68	1,565.86	
260	Law Library	111,730.15	-	111,730.15		14,919.16	(2,375.00)	0.00	12,544.16	124,274.31	
305	Constable Forfeiture	1,288.56	-	1,288.56		10.09	(0.02)	0.00	10.07	1,298.63	
402	Election - CARES Grant	8,819,934.66	20.07	8,819,954.73		69,170.74	0.00	0.00	69,170.74	8,889,125.47	
	Total Special Revenue Funds	\$ 11,350,978.80	\$ (1,428.16)	\$ 11,349,550.64		\$ 353,282.46	\$ (310,124.93)	(10,500.00)	\$ 32,657.53	\$ 11,382,208.17	
OTHER FUNDS											
250	Right of Way	886,509.46	-	886,509.46		7,130.56	0.00	0.00	7,130.56	893,640.02	
281	Community Supervision & Corr.	217,486.69	-	217,486.69		264,419.76	(270,617.70)	0.00	(43,842.60)	211,288.75	
290	Juvenile Probation Department	(5,779.40)	-	(5,779.40)		182,717.64	(135,432.94)	0.00	21,077.90	41,505.30	
892	Historical Commission	52,779.64	-	52,779.64		5,517.03	(2,059.04)	0.00	3,714.73	56,237.63	
	Total Other Funds	\$ 1,150,996.39	\$ -	\$ 1,150,996.39		\$ 459,784.99	\$ (408,109.68)	\$ 0.00	(11,919.41)	\$ 1,202,671.70	
	TOTAL BUDGETED FUNDS	\$ 37,215,168.28	\$ -	\$ 37,215,168.28		\$ 23,791,815.74	\$ (13,945,379.41)	\$ -	\$ 9,782,841.61	\$ 47,061,604.61	
NON-BUDGETED AND NON-COUNTY FUNDS											
880	Treasurer's State Fees	54,157.35	-	54,157.35		151,225.90	(160,851.09)	0.00	(9,625.19)	44,532.16	
891	Payroll Fund	(0.00)	-	(0.00)		0.04	(5.00)	0.00	(4.96)	(4.96)	
	TOTAL NON-BUDGETED FUNDS	\$ 54,157.35	\$ -	\$ 54,157.35		\$ 151,225.94	\$ (160,856.09)	\$ -	(9,630.15)	\$ 44,527.20	
	TOTAL CASH IN POOLED ACCOUNTS	\$ 37,269,325.63	\$ -	\$ 37,269,325.63		\$ 23,943,041.68	\$ (14,106,235.50)	\$ -	\$ 9,773,211.46	\$ 47,106,131.81	
CASH IN BANK - POOLED CASH ACCOUNTS											
890	AP Pooled Cash	1,909,978.19	-	1,909,978.19		2,092.89	(5,871,286.11)	5,500,000.00	(369,193.22)	1,540,784.97	
890	Payroll Pooled Cash	1,262,391.59	-	1,262,391.59		1,564.84	(7,983,698.00)	7,500,000.00	(482,133.16)	780,258.43	
890	Deposits Pooled Cash	10,499,955.27	-	10,499,955.27		23,663,595.27	(242,761.39)	(13,091,832.00)	10,329,001.88	20,828,957.15	
890	CD Investments	14,272,067.24	-	14,272,067.24		97,153.61	0.00	0.00	97,153.61	14,369,220.85	
890	CD Non-Depository	493,567.44	-	493,567.44		2,259.94	0.00	0.00	2,259.94	495,827.38	
890	CDARS Investments	(0.00)	-	(0.00)		0.00	0.00	0.00	0.00	(0.00)	
890	TexPool Pooled Investments	8,824,705.90	-	8,824,705.90		176,375.13	0.00	83,832.00	260,207.13	9,084,913.03	
890	Jury Pooled Cash	6,660.00	-	6,660.00		0.00	(8,490.00)	8,000.00	(490.00)	6,170.00	
	TOTAL CASH IN BANK - POOLED CASH ACCOUNTS	\$ 37,269,325.63	\$ -	\$ 37,269,325.63		\$ 23,943,041.68	\$ (14,106,235.50)	\$ 0.00	\$ 9,836,806.18	\$ 47,106,131.81	

KELLEY PRICE
 COUNTY CLERK WOOD CO TX
 2023 JUN 27 AM 10:43
 FILED FOR RECORD

FUND CODE	FUND NAME	PRIOR-YEAR		REVISED		CURRENT-YEAR		TRANSFER IN/(OUT)	Net Change	CASH BALANCE 3/31/2023
		CASH BALANCE 9/30/2022	RECLASSES	CASH BALANCE 9/30/2022	ECLA	RECEIPTS	DISBURSEMENTS			
CASH IN BANK - NON POOLED CASH ACCOUNTS - NON-BUDGET										
BANKTEXAS ACCOUNTS										
200	Road & Bridge CD RRC Restricted	\$ 28,106.43	\$ 0.36	\$ 28,106.79	\$	62.42	\$ 0.00	\$ 0.00	62.42	\$ 28,169.21
233	Sheriff's Forfeiture Fund (Budgeted)	7,321.20	\$ -	7,321.20	\$	646.60	\$ 0.00	\$ 0.00	646.60	7,967.80
401	Grant Fund	0.00	\$ -	0.00	\$	21,849.95	(\$21,849.95)	\$ 0.00	0.00	0.00
601	Interest & Sinking	3,572.00	\$ -	3,572.00	\$	372.99	\$ 0.00	(\$10.07)	362.92	3,934.92
895	Health Plan	707,858.45	\$ -	707,858.45	\$	1,695,406.99	(\$1,891,733.29)	\$ 0.00	(196,326.30)	511,532.15
895	Health Plan CD	0.00	\$ -	0.00	\$	-	\$ 0.00	\$ 0.00	0.00	0.00
895	Health Plan CDARS	0.00	\$ -	0.00	\$	-	\$ 0.00	\$ 0.00	0.00	-
898	MRP/DPC Clearing	17,786.75	\$ (457.62)	17,329.13	\$	30,314.85	(\$36,186.07)	\$ 0.00	(5,871.22)	11,457.91
	District Clerk Clearing	26,541.81	\$ -	26,541.81	\$	202,823.86	(\$190,404.07)	\$ 0.00	12,419.79	38,961.60
	JP1 Clearing	15,346.20	\$ -	15,346.20	\$	67,987.60	(\$72,553.08)	\$ 0.00	(4,565.48)	10,780.72
	JP2 Clearing	35,802.15	\$ -	35,802.15	\$	80,014.19	(\$99,199.32)	\$ 0.00	(19,185.13)	16,617.02
	JP3 Clearing	6,517.30	\$ -	6,517.30	\$	36,135.69	(\$37,770.76)	\$ 0.00	(1,635.07)	4,882.23
	JP4 Clearing	4,631.00	\$ -	4,631.00	\$	37,564.57	(\$37,498.67)	\$ 0.00	65.90	4,696.90
	Treasurer's Credit Card	0.00	\$ -	0.00	\$	22.76	(\$22.76)	\$ 0.00	0.00	-
	TOTAL BANKTEXAS - NON POOLED CASH ACCOUNTS	\$ 853,483.29	\$ (457.26)	\$ 853,026.03	\$	2,173,202.47	(\$ 2,387,217.97)	(\$10.07)	(214,025.57)	\$ 639,000.46
TEXPOOL ACCOUNTS										
601	Interest & Sinking	63,379.75	0.00	63,379.75		1,266.03	0.00	0.00	1,266.03	64,645.78
895	Health Plan	253,495.69	0.00	253,495.69		5,063.61	0.00	0.00	5,063.61	258,559.30
	TOTAL TEXPOOL - NON POOLED CASH ACCOUNTS	\$ 316,875.44	\$ -	\$ 316,875.44	\$	6,329.64	\$ 0.00	\$ 0.00	\$ 6,329.64	\$ 323,205.08
	TOTAL CASH IN BANK - NON POOLED CASH ACCOUNTS	\$ 1,170,358.73	\$ (457.26)	\$ 1,169,901.47	\$	2,179,532.11	(\$ 2,387,217.97)	(\$10.07)	\$ (207,695.93)	\$ 962,205.54
	TOTAL CASH IN BANK - ALL TREASURER'S ACCOUNTS	\$ 38,439,684.36	\$ (457.26)	\$ 38,439,227.10	\$	26,122,573.79	(\$ 16,493,453.47)	(\$10.07)	\$ 9,629,110.25	\$ 40,068,337.35
Miscellaneous Information										
	Indebtedness as of 9/30/2022: \$0.00 Certificate of Obligation: None									
	RB Line of Credit-Railroad Commission \$25,000 CD Secured - Current Balance Available \$28,084									
	Bank Texas (including CDARS and ICS)			Cash Balance	\$ 38,164,391.86					
	Non-Depository Investments			Cash Balance	\$ 495,827.38					
	TexPool:			Cash Balance	\$ 9,408,118.11					
	Total				\$ 48,068,337.35					
	Bank Texas Interest Income:				\$ 44,804.21					
	Certificates of Deposit:				99,476.33					
	CDARS Interest Income:				0.00					
	TexPool Interest Income:				182,704.50					
	Total Interest Income				\$ 326,985.04					

I, Daphne Carter, County Treasurer, in and for the County of Wood, State of Texas, do hereby present the MARCH 31, 2023 Statement of Cash Accounts Activity, the attached Treasurer's Report of Cash Receipts and Disbursements, and the Report of Securities as true and correct statements, to the best of my knowledge, of accounts under the control of Wood County Treasurer and furthermore state that the fund balances are on deposit earning interest in accordance with the Wood County Investment Policy earning interest in accordance with the Wood County Depository Contract.

Presented, examined, and accepted at the regular term of Commissioners Court on this the 13 day of June, 2023.

Daphne Carter
 Daphne Carter, Wood County Treasurer

Kevin White
 Kevin White, County Judge

Virgil Holland, Jr.
 Virgil Holland, Jr. Commissioner Precinct 1


Jerry Gaskill
 Jerry Gaskill, Commissioner Precinct 2

Mike Sirmochs
 Mike Sirmochs, Commissioner Precinct 3

Russell Packer
 Russell Packer, Commissioner Precinct 4

Tom Sellars
 Tom Sellars, Auditor

Kelley Price
 Kelley Price, County Clerk



**WOOD COUNTY, TEXAS
 RECAP OF FUNDS BY BANK ACCOUNTS
 FOR THE YEAR-TO-DATE ENDING MARCH 31, 2022**

Fund	Beginning Cash Balance	Reclass	Y-T-D Receipts	Y-T-D Disbursements	Transfers	Ending Balance	BankTexas Quitman	-----Allocation of Cash-----			Total Cash
								BankTexas CDARS	Non-Depository Banks	TexPool	
200 Road & Bridge CD Restricted	\$ 28,106.43	\$ 0.36	\$62.42	\$0.00	\$0.00	\$28,169.21	\$28,169.21	\$0.00	\$0.00	\$0.00	\$28,169.21
233 Sheriff Forfeiture Fund	7,321.20	-	\$646.60	\$0.00	\$0.00	7,967.80	\$7,967.80	\$0.00	\$0.00	\$0.00	\$7,967.80
401 Texas Comm. Dev. Program	0.00	-	\$21,849.95	-\$21,849.95	\$0.00	0.00	\$0.00	\$0.00	\$0.00	\$0.00	\$0.00
601 Interest and Sinking	66,951.75	-	\$1,639.02	\$0.00	-\$10.07	68,580.70	\$3,934.92	\$0.00	\$0.00	\$64,645.78	\$68,580.70
890 Pooled Funds	22,503,690.95	-	\$23,843,628.13	-\$14,106,235.50	\$0.00	32,241,083.58	\$23,156,170.55	\$0.00	\$0.00	\$9,084,913.03	\$32,241,083.58
890 Pooled CDs	14,765,634.68	-	\$99,413.55	\$0.00	\$0.00	14,865,048.23	\$14,369,220.85	\$0.00	\$495,827.38	\$0.00	\$14,865,048.23
895 Health Plan Fund	961,354.14	-	\$1,700,470.60	-\$1,891,733.29	\$0.00	770,091.45	\$511,532.15	\$0.00	\$0.00	\$258,559.30	\$770,091.45
895 Health Plan CDs	0.00	-	\$0.00	\$0.00	\$0.00	0.00	\$0.00	\$0.00	\$0.00	\$0.00	\$0.00
898 MRP/DPC Clearing	17,786.75	\$ (457.62)	\$30,314.85	-\$36,186.07	\$0.00	11,457.91	\$11,457.91	\$0.00	\$0.00	\$0.00	\$11,457.91
District Clerk Clearing	26,541.81	-	\$202,823.86	-\$190,404.07	\$0.00	38,961.60	\$38,961.60	\$0.00	\$0.00	\$0.00	\$38,961.60
JP1 Clearing	15,346.20	-	\$67,987.60	-\$72,553.08	\$0.00	10,780.72	\$10,780.72	\$0.00	\$0.00	\$0.00	\$10,780.72
JP2 Clearing	35,802.15	-	\$80,014.19	-\$99,199.32	\$0.00	16,617.02	\$16,617.02	\$0.00	\$0.00	\$0.00	\$16,617.02
JP3 Clearing	6,517.30	-	\$36,135.69	-\$37,770.76	\$0.00	4,882.23	\$4,882.23	\$0.00	\$0.00	\$0.00	\$4,882.23
JP4 Clearing	4,631.00	-	\$37,564.57	-\$37,498.67	\$0.00	4,696.90	\$4,696.90	\$0.00	\$0.00	\$0.00	\$4,696.90
Treasurer's Credit Card	0.00	-	\$22.76	-\$22.76	\$0.00	0.00	\$0.00	\$0.00	\$0.00	\$0.00	\$0.00
			\$0.00	\$0.00	\$0.00	\$0.00	\$0.00	\$0.00	\$0.00	\$0.00	\$0.00
Grand Total	\$ 38,439,684.36		\$ 26,122,573.79	-\$16,493,453.47	\$ (10.07)	\$ 48,068,337.35	\$ 38,164,391.86	\$ (0.00)	\$ 495,827.38	\$ 9,408,118.11	\$ 48,068,337.35
	<u>\$ -</u>		<u>0.00</u>	<u>0.00</u>	<u>0.00</u>	<u>\$ -</u>	<u>\$ -</u>	<u>\$ -</u>	<u>\$ -</u>	<u>\$ -</u>	<u>\$ -</u>

KELLEY PRICE
 COUNTY CLERK, WOOD CO TX
 2023 JUN 27 AM 10:43
 FILED FOR RECORD

WOOD COUNTY, TEXAS
INVESTMENT ACTIVITY FOR MARCH 28, 2023

												Accumulated		
												Accrued		
CD ID	Description	Bank	Acct	Rate	Maturity Date	Original Principal	Current Balance	02/28/2023	Purchases/Deposits	Interest Credited	Withdrawals	Current Balance	This Month's	Accumulated
												03/31/2023	Unpaid Interest	Unpaid Interest
16	*7485 DPC 12 MONTH	BTH	DPC	3.94%	11/10/2023	\$ 500,000.00	\$ 563,581.09					\$ 563,581.09	\$ -	\$ -
17	*7507 DPC 12 MONTH	BTH	DPC	3.94%	11/10/2023	250,000.00	281,790.55					281,790.55	0.00	0.00
58	*182 DPC 365 DAY	CNB	DPC	1.85%	10/15/2023	124,200.00	122,423.87					122,423.87	0.00	0.00
59	*183 DPC 365 DAY	CNB	DPC	1.85%	10/15/2023	124,200.00	120,781.75					120,781.75	0.00	0.00
60	*884 DPC 365 DAY	FNBW	DPC	1.24%	10/16/2023	117,500.00	126,310.88					126,310.88	0.00	0.00
61	*885 DPC 365 DAY	FNBW	DPC	1.24%	10/16/2023	117,500.00	126,310.88					126,310.88	0.00	0.00
123	CD 24 month	BTH	DPC	2.00%	08/13/2024	500,000.00	562,604.66			863.17		563,467.83	0.00	0.00
124	CD 24 month	BTH	DPC	2.00%	08/13/2024	500,000.00	562,604.66			863.17		563,467.83	0.00	0.00
211	CD 12 month	BTH	DPC	2.02%	10/03/2023	500,002.00	526,531.43			815.91		527,347.34	0.00	0.00
212	CD 12 month	BTH	DPC	2.02%	10/03/2023	500,003.00	526,532.48			815.91		527,348.39	0.00	0.00
214	CD 12 month	BTH	DPC	0.15%	10/31/2023	500,003.00	522,240.40			5073.6		527,314.00	0.00	0.00
215	CD 12 month	BTH	DPC	3.94%	11/06/2022	850,003.00	883,712.06					883,712.06	0.00	0.00
218	CD 12 month	BTH	DPC	2.00%	08/21/2023	875,000.00	907,567.70			1392.43		908,960.13	0.00	0.00
219	CD 12 month	BTH	DPC	2.00%	08/21/2023	875,001.00	907,568.71			1392.43		908,961.14	0.00	0.00
220	CD 12 month	BTH	DPC	0.45%	04/08/2023	850,004.00	864,616.80			298.47		864,915.27	0.00	0.00
221	CD 12 month	BTH	DPC	0.45%	04/08/2023	850,005.00	864,617.83			298.47		864,916.30	0.00	0.00
222	CD 12 month	BTH	DPC	0.45%	05/07/2023	850,006.00	864,437.80			298.41		864,736.21	0.00	0.00
223	CD 12 month	BTH	DPC	0.45%	05/07/2023	500,004.00	513,239.16			177.17		513,416.33	0.00	0.00
224	CD 12 month	BTH	DPC	0.45%	06/10/2023	850,007.00	864,108.47			298.30		864,406.77	0.00	0.00
225	CD 12 month	BTH	DPC	0.45%	06/10/2023	500,005.00	513,046.08			177.10		513,223.18	0.00	0.00
226	CD 12 month	BTH	DPC	0.45%	07/10/2023	850,008.00	863,386.67			298.04		863,684.71	0.00	0.00
227	CD 12 month	BTH	DPC	0.45%	07/10/2023	500,006.00	512,882.67			177.05		513,059.72	0.00	0.00
228A	CD 12 month	BTH	DPC	2.00%	08/20/2023	850,009.00	866,850.78			1329.96		868,180.74	0.00	0.00
229	CD 12 month	BTH	DPC	2.00%	08/20/2023	850,010.00	866,851.79			1329.96		868,181.75	0.00	0.00
230	CD 24 month	BTH	DPC	2.00%	08/20/2023	500,007.00	513,761.28			788.23		514,549.51	0.00	0.00
Restricted	RB CD *1703 RRC	BTH*	DPC	0.45%	03/26/2023	25,000.00	28,158.77			10.40		28,169.17	0.00	0.00
Total CDs						\$ 14,008,483.00	\$ 14,878,519.22	\$ -	\$ 16,698.18	\$ -	\$ 14,893,217.40	\$ -	\$ -	
TEXPOOL												(0.00)	-	-
WAM						119								
Deposit Pooled Cash		TxP	DPC				\$ 8,965,871.97	\$ 83,832.00	\$ 35,208.06	\$ -	\$ -	\$ 9,084,913.03	n/a	n/a
Interest & Sinking		TxP	I&S				64,393.61	0.00	252.17	0.00	0.00	64,645.78	n/a	n/a
Health Plan		TxP	HP				257,550.73	0.00	1,008.57	0.00	0.00	258,559.30	n/a	n/a
Total Pools							\$ 9,255,871.01	\$ 83,832.00	\$ 36,469.80	\$ -	\$ -	\$ 9,408,118.11		
Insured Cash Sweeps Accounts														
Deposit Pooled Cash		BTH*			Daily	n/a	20,420,590.07	\$ 1,864,901.80	\$ 8,382.34	\$ (3,340,963.29)		18,952,910.92	n/a	n/a
Accounts Payable Cash		BTH*			Daily	n/a	555,273.08	1,445,192.75	399.60	(1,135,580.47)		865,284.96	n/a	n/a
Dayrell Cash		DTL*			Daily	n/a	173,710.98	1,409,890.44	237.41	(852,800.07)		721,038.74	n/a	n/a
Health Plan		BTH*			Daily	n/a	176,610.50	0.00	74.97	0.00		176,685.47	n/a	n/a
Total Sweeps							\$ 10,396,588.62	\$ 4,719,984.99	\$ 9,094.32	\$ (5,339,343.83)		20,715,920.09		
Total Investments						Total WAM days	73	\$ 34,528,978.85	\$ 4,803,816.99	\$ 62,262.30	\$ (5,339,343.83)	\$ 45,017,255.60	\$ -	\$ -
Investments By Type														
BT - Traditional CD												\$ 14,369,220.85	31.92%	
BT - CDARS													0.00%	
Non-Depository CD												495,827.38	1.10%	
BT-Restricted CD												28,169.17	0.06%	
BT-ICS *												20,715,920.09	46.02%	
Money Market Accts												0.00	0.00%	
Pools												9,408,118.11	20.90%	
Total												\$ 45,017,255.60	100.00%	
												0.00		
* Does not include In-transit items which can be either positive or negative.														
Note BT* - BankTexas is the county's placement bank for both CDARS and ICS accounts into other FDIC covered banks. For bank details use Supplement Investment Schedule.														
I hereby submit the above report in addition to attached Supplement Investment Schedule as the written report of investment transactions for all invested funds held by Wood County Treasurer for period shown above and certify that these investments are in compliance with the local investment policy and Public Funds Investment Act.														
Daphne Carter		04/06/2023												
Daphne Carter, Wood County Treasurer														
Wood County Investment Officer														
(T) Daphne Investment 2023														

RECEIVED
 APR 27 AM 10:43
 COUNTY CLERK WOOD CO TX