


**WOOD COUNTY, TEXAS**  
**COMBINED STATEMENT OF CASH ACCOUNTS ACTIVITY**  
**FOR THE MONTH ENDING MARCH 31, 2019**

FUND CODE	FUND NAME	CASH BALANCE 2/28/2019	RECEIPTS	DISBURSEMENTS	TRANSFER IN/(OUT)	Net Change	CASH BALANCE 3/31/2019
<b>BUDGETED FUNDS</b>							
<b>OPERATING FUNDS</b>							
		-276.92					
100	General	\$ 22,459,849.77	\$ 650,701.85	\$ (1,397,959.53)	\$ 2,090.06	\$ (745,167.62)	\$ 21,714,682.15
200	Road and Bridge Fund	7,672,113.42	244,113.31	(494,527.16)	(20.68)	(250,434.53)	7,421,678.89
270	Tobacco Settlement Fund	87,953.03	0.00	0.00	0.00	0.00	87,953.03
	<b>Total Operating Funds</b>	<b>\$ 30,219,916.22</b>	<b>\$ 894,815.16</b>	<b>\$ (1,892,486.69)</b>	<b>\$ 2,069.38</b>	<b>\$ (995,602.15)</b>	<b>\$ 29,224,314.07</b>
<b>SPECIAL REVENUE FUNDS</b>							
230	CC-Records Mgmt. & Preservation	707,158.86	9,909.02	(11.00)	0.00	9,898.02	717,056.88
231	General Records Mgmt. & Preservation	27,023.31	750.52	(567.47)	0.00	183.05	27,206.36
232	CC-Records Archive Fee	564,415.81	8,646.17	(219,000.00)	0.00	(210,353.83)	354,061.98
234	Courthouse Security	60,079.26	1,920.39	(54.95)	(1,750.00)	115.44	60,194.70
235	Hotel and Motel Tax	173,710.88	8,945.12	(17,230.28)	(319.38)	(8,604.54)	165,106.34
236	Child Welfare	2,613.06	6.74	0.00	0.00	6.74	2,619.80
238	Crime Victims Services	5,075.03	13.12	0.00	0.00	13.12	5,088.15
239	Justice Court Technology	75,278.09	1,278.86	(176.00)	0.00	1,102.86	76,380.95
240	DC-Records Mgmt & Preservation	23,791.23	61.57	(5.00)	0.00	56.57	23,847.80
241	JP Building Security Fee	28,498.85	342.36	(498.52)	0.00	(156.16)	28,342.69
242	Elections Special	55,135.65	142.46	0.00	0.00	142.46	55,278.11
243	Guardianship	53,255.52	458.27	0.00	0.00	458.27	53,713.79
244	CC-Technology	6,982.02	86.18	0.00	0.00	86.18	7,068.20
245	DC-Technology	15,309.94	39.56	0.00	0.00	39.56	15,349.50
246	DC-Records Archive Fee	49,691.99	128.41	0.00	0.00	128.41	49,820.40
247	DC-CT Records Preservation	31,087.14	80.32	0.00	0.00	80.32	31,167.46
260	Law Library	45,596.15	693.69	(399.00)	0.00	294.69	45,890.84
305	Constable Forfeiture	3,497.65	9.05	0.00	0.00	9.05	3,506.70
	<b>Total Special Revenue Funds</b>	<b>\$ 1,928,200.44</b>	<b>\$ 33,511.81</b>	<b>\$ (237,942.22)</b>	<b>(\$2,069.38)</b>	<b>\$ (206,499.79)</b>	<b>\$ 1,721,700.65</b>
<b>OTHER FUNDS</b>							
250	Right of Way	850,944.58	2,251.00	0.00	0.00	2,251.00	853,195.58
281	Community Supervision & Corr.	387,126.94	55,434.61	(50,794.51)	0.00	4,640.10	391,767.04
290	Juvenile Probation Department	41,633.05	20,242.00	(25,864.82)	0.00	(5,622.82)	36,010.23
892	Historical Commission	49,473.80	127.53	(363.82)	0.00	(236.29)	49,237.51
	<b>Total Other Funds</b>	<b>\$ 1,329,178.37</b>	<b>\$ 78,055.14</b>	<b>\$ (77,023.15)</b>	<b>\$ -</b>	<b>\$ 1,031.99</b>	<b>\$ 1,330,210.36</b>
	<b>TOTAL BUDGETED FUNDS</b>	<b>\$ 33,477,295.03</b>	<b>\$ 1,006,382.11</b>	<b>\$ (2,207,452.06)</b>	<b>\$ -</b>	<b>\$ (1,201,069.95)</b>	<b>\$ 32,276,225.08</b>
<b>NON-BUDGETED AND NON-COUNTY FUNDS</b>							
880	Treasurer's State Fees	31,635.34	33,233.78	0.00	0.00	33,233.78	64,869.12
891	Payroll Fund	(0.00)	0.00	336,515.99	0.00	336,515.99	336,515.99
999	Upper Sabine Valley Waste Mgmt	0.00	0.00	0.00	0.00	0.00	0.00
	<b>TOTAL NON-BUDGETED FUNDS</b>	<b>\$ 31,635.34</b>	<b>\$ 33,233.78</b>	<b>\$ 336,515.99</b>	<b>\$ -</b>	<b>\$ 369,749.77</b>	<b>\$ 401,385.11</b>
	<b>TOTAL CASH IN POOLED ACCOUNTS</b>	<b>\$ 33,508,930.37</b>	<b>\$ 1,039,615.89</b>	<b>\$ (1,870,936.07)</b>	<b>\$ -</b>	<b>\$ (831,320.18)</b>	<b>\$ 32,677,610.19</b>
			0.00				0.00
<b>CASH IN BANK - POOLED CASH ACCOUNTS</b>							
890	AP Pooled Cash	858,529.55	2,226.34	(863,858.13)	735,000.00	(126,631.79)	731,897.76
890	Payroll Pooled Cash	428,932.71	1,689.14	(1,007,077.94)	1,010,000.00	4,611.20	433,543.91
890	Deposits Pooled Cash	19,868,005.23	995,654.58	0.00	(1,315,810.83)	(320,156.25)	19,547,848.98
890	CD Investments	2,379,467.78	4,300.22	0.00	0.00	4,300.22	2,383,768.00
890	CD Non-Depository	494,285.96	0.00	0.00	0.00	0.00	494,285.96
890	CDARS Investments	8,956,398.73	34,681.55	0.00	(429,189.17)	(394,507.62)	8,561,891.11
890	TexPool Pooled Investments	518,470.41	1,064.06	0.00	0.00	1,064.06	519,534.47
890	Jury Pooled Cash	4,840.00	0.00	0.00	0.00	0.00	4,840.00
	<b>TOTAL CASH IN BANK - POOLED CASH ACCOUNTS</b>	<b>\$ 33,508,930.37</b>	<b>\$ 1,039,615.89</b>	<b>\$ (1,870,936.07)</b>	<b>(\$0.00)</b>	<b>(\$831,320.18)</b>	<b>\$ 32,677,610.19</b>
			0.00	0.00	0.00	0.00	0.00



FILED FOR RECORD  
 2019 MAY 17 11:43  
 COUNTY CLERK, WOOD CO TX

0.00

FUND CODE	FUND NAME	CASH BALANCE 2/28/2019	RECEIPTS	DISBURSEMENTS	TRANSFER IN/(OUT)	Net Change	CASH BALANCE 3/31/2019
<b>CASH IN BANK - NON POOLED CASH ACCOUNTS - NON-BUDGETED, NON-COUNTY OR OTHER FUNDS</b>							
<b>BANKTEXAS ACCOUNTS</b>							
200	Road & Bridge CD RRC Restricted	\$ 26,953.89	\$ 20.68	\$0.00	\$0.00	\$20.68	\$ 26,974.57
233	Sheriff's Forfeiture Fund (Budgeted)	2,849.21	0.00	0.00	-	0.00	2,849.21
401	Grant Fund	0.00	0.00	0.00	0.00	0.00	0.00
601	Interest & Sinking	25,544.66	153.57	0.00	0.00	153.57	25,698.23
895	Health Plan	418,360.00	442,545.03	(207,087.35)	0.00	235,457.68	653,817.68
895	Health Plan CD	212,971.64	414.87	0.00	0.00	414.87	213,386.51
895	Health Plan CDARS	518,163.20	1,452.83	0.00	0.00	1,452.83	519,616.03
898	MRP/DPC Clearing	9,281.57	4,192.70	(5,622.96)	0.00	(1,430.26)	7,851.31
	District Clerk Clearing	44,411.36	38,180.91	0.00	0.00	38,180.91	82,592.27
	JP1 Clearing	21,908.50	20,934.00	(24,700.50)	0.00	(3,766.50)	18,142.00
	JP2 Clearing	23,978.74	24,890.56	(26,273.24)	0.00	(1,382.68)	22,596.06
	JP3 Clearing	9,195.53	17,542.80	(12,266.36)	0.00	5,276.44	14,471.97
	JP4 Clearing	2,989.48	9,963.37	(7,272.35)	0.00	2,691.02	5,680.50
	RV Clearing	0.00	0.00	0.00	0.00	0.00	0.00
	Treasurer's Credit Card	0.00	120.00	(120.00)	0.00	0.00	0.00
	<b>TOTAL BANKTEXAS - NON POOLED CASH ACCOUNTS</b>	<b>\$ 1,316,607.78</b>	<b>\$ 560,411.32</b>	<b>\$ (283,342.76)</b>	<b>\$0.00</b>	<b>\$ 277,068.56</b>	<b>\$ 1,593,676.34</b>
<b>TEXPOOL ACCOUNTS</b>							
601	Interest & Sinking	37,229.63	76.40	0.00	0.00	76.40	37,306.03
895	Health Plan	1,186.46	2.48	0.00	0.00	2.48	1,188.94
	<b>TOTAL TEXPOOL - NON POOLED CASH ACCOUNTS</b>	<b>\$ 38,416.09</b>	<b>\$78.88</b>	<b>\$0.00</b>	<b>\$0.00</b>	<b>\$ 78.88</b>	<b>\$ 38,494.97</b>
	<b>TOTAL CASH IN BANK - NON POOLED CASH ACCOUNTS</b>	<b>\$ 1,355,023.87</b>	<b>\$ 560,490.20</b>	<b>\$ (283,342.76)</b>	<b>\$0.00</b>	<b>\$ 277,147.44</b>	<b>\$ 1,632,171.31</b>
	<b>TOTAL CASH IN BANK - ALL TREASURER'S ACCOUNTS</b>	<b>\$ 34,863,954.24</b>	<b>\$ 1,600,106.09</b>	<b>\$ (2,154,278.83)</b>	<b>(\$0.00)</b>	<b>(\$54,172.74)</b>	<b>\$ 34,309,781.50</b>

Miscellaneous Information 0.00  
 Indebtedness as of 3/31/2019: \$0.00 Certificate of Obligation: None  
 RB Line of Credit-Railroad Commission \$25,000 CD Secured - Current Balance Available \$26,974  
 Bank Texas (including CDARS and ICS) \$ 33,257,466.10  
 Non-Depository Investments 494,285.96  
 TexPool: 558,029.44  
 Total \$ 34,309,781.50 0.00  
 Bank Texas Interest Income: Interest Rate .00%-2.54% \$ 46,724.27  
 Certificates of Deposit: Interest Rates Varies 4,735.77  
 CDARS Interest Income 36,134.38  
 TexPool Interest Income: Interest Rate 2.42% 1,142.94  
 Total Interest Income \$ 88,737.36 0.00

I, Becky S. Burford, County Treasurer, in and for the County of Wood, State of Texas, do hereby present the March 2019 Statement of Cash Accounts Activity, the attached Treasurer's Report of Cash Receipts and Disbursements, and the Report of Securities as true and correct statements, to the best of my knowledge, of accounts under the control of Wood County Treasurer and furthermore state that the fund balances are on deposit earning interest in accordance with the Wood County Investment Policy earning interest in accordance with the Wood County Depository Contract.

*Becky S. Burford*  
 \_\_\_\_\_  
 Becky S. Burford, Wood County Treasurer

Presented, examined, and accepted at the regular term of Commissioners Court on this the 3rd day of May 2019.

*Lucy Hubron*  
 \_\_\_\_\_  
 Lucy Hubron, County Judge

*Virgil Holland, Jr.*  
 \_\_\_\_\_  
 Virgil Holland, Jr. Commissioner Precinct 1


*Jerry Gaskill*  
 \_\_\_\_\_  
 Jerry Gaskill, Commissioner Precinct 2

*Mike Simmons*  
 \_\_\_\_\_  
 Mike Simmons, Commissioner Precinct 3

*Russell Parker*  
 \_\_\_\_\_  
 Russell Parker, Commissioner Precinct 4

*Terri Sellars*  
 \_\_\_\_\_  
 Terri Sellars, Auditor

ATTEST:  
*Kelley Price*  
 \_\_\_\_\_  
 Kelley Price, County Clerk



**WOOD COUNTY, TEXAS  
 RECAP OF FUNDS BY BANK ACCOUNTS  
 FOR THE MONTH ENDING MARCH 31, 2019**

Fund	Beginning Cash Balance	M-T-D Receipts	M-T-D Disbursements	Transfers	Ending Balance	BankTexas Quitman	-----Allocation of Cash-----			Total Cash
							BankTexas CDARS	Non-Depository Banks	TexPool	
200 Road & Bridge CD Restricted	\$ 26,953.89	\$20.68	\$0.00	\$0.00	\$26,974.57	\$26,974.57	\$0.00	\$0.00	\$0.00	\$26,974.57
233 Sheriff Forfeiture Fund	2,849.21	0.00	0.00	0.00	2,849.21	2,849.21				\$2,849.21
401 Texas Comm. Dev. Program	0.00	0.00	0.00	0.00	0.00	-	0.00	0.00	0.00	0.00
601 Interest and Sinking	62,774.29	229.97	0.00	0.00	63,004.26	25,698.23	0.00	0.00	37,306.03	63,004.26
890 Pooled Funds	21,678,777.90	1,000,634.12	(1,870,936.07)	429,189.17	21,237,665.12	20,718,130.65	0.00	0.00	519,534.47	21,237,665.12
890 Pooled CDs	11,830,152.47	38,981.77	0.00	(429,189.17)	11,439,945.07	2,383,768.00	8,561,891.11	494,285.96	0.00	11,439,945.07
895 Health Plan Fund	419,546.46	442,547.51	(207,087.35)	0.00	655,006.62	653,817.68	0.00	0.00	1,188.94	655,006.62
895 Health Plan CDs	731,134.84	1,867.70	0.00	0.00	733,002.54	213,386.51	519,616.03	0.00	0.00	733,002.54
898 MRP/DPC Clearing	9,281.57	4,192.70	(5,622.96)	0.00	7,851.31	7,851.31	0.00	0.00	0.00	7,851.31
District Clerk Clearing	44,411.36	38,180.91	0.00	0.00	82,592.27	82,592.27	0.00	0.00	0.00	82,592.27
JP1 Clearing	21,908.50	20,934.00	(24,700.50)	0.00	18,142.00	18,142.00	0.00	0.00	0.00	18,142.00
JP2 Clearing	23,978.74	24,890.56	(26,273.24)	0.00	22,596.06	22,596.06	0.00	0.00	0.00	22,596.06
JP3 Clearing	9,195.53	17,542.80	(12,266.36)	0.00	14,471.97	14,471.97	0.00	0.00	0.00	14,471.97
JP4 Clearing	2,989.48	9,963.37	(7,272.35)	0.00	5,680.50	5,680.50	0.00	0.00	0.00	5,680.50
RV Park Clearing	0.00	0.00	0.00	0.00	0.00	0.00	0.00	0.00	0.00	0.00
Treasurer's Credit Card	0.00	120.00	(120.00)	0.00	0.00	0.00	0.00	0.00	0.00	0.00
<b>Grand Total</b>	<b>\$ 34,863,954.24</b>	<b>\$ 1,600,106.09</b>	<b>\$ (2,154,278.83)</b>	<b>\$ (0.00)</b>	<b>\$ 34,309,781.50</b>	<b>\$ 24,175,958.96</b>	<b>\$ 9,081,507.14</b>	<b>\$ 494,285.96</b>	<b>\$ 558,029.44</b>	<b>\$ 34,309,781.50</b>

FILED FOR RECORD  
 2019 MAY 17 2:11:43  
 COUNTY CLERK, WOOD CO TX

**WOOD COUNTY, TEXAS**  
**COMBINED STATEMENT OF CASH ACCOUNTS ACTIVITY**  
**FOR THE YEAR-TO-DATE THROUGH MARCH 31, 2019**

FUND CODE	FUND NAME	PRIOR-YEAR		REVISED CASH BALANCE 10/01/2018	RECEIPTS	DISBURSEMENTS	TRANSFER IN/(OUT)	Net Change	CASH BALANCE 3/31/2019
		CASH BALANCE 10/01/2018	RECLASSSES						
<b>BUDGETED FUNDS</b>									
<b>OPERATING FUNDS</b>									
100	General	\$ 19,028,284.20	\$ 14,399.98	\$ 19,042,684.18	\$ 10,738,916.66	\$ (8,120,430.14)	\$ 53,511.45	\$ 2,671,997.97	\$ 21,714,682.15
200	Road and Bridge Fund	2,892,118.94	0.00	2,892,118.94	7,722,223.07	(3,160,029.74)	(32,633.38)	4,529,559.95	7,421,678.89
270	Tobacco Settlement Fund	87,953.03	0.00	87,953.03	0.00	0.00	0.00	0.00	87,953.03
	<b>Total Operating Funds</b>	<b>\$ 22,008,356.17</b>	<b>\$ 14,399.98</b>	<b>\$ 22,022,756.15</b>	<b>\$ 18,461,139.73</b>	<b>\$ (11,280,459.88)</b>	<b>\$ 20,878.07</b>	<b>\$ 7,201,557.92</b>	<b>\$ 29,224,314.07</b>
<b>SPECIAL REVENUE FUNDS</b>									
230	CC-Records Mgmt. & Preservation	667,947.09	(5,471.48)	662,475.61	64,876.99	(10,295.72)	0.00	54,581.27	717,056.88
231	General Records Mgmt. & Preservation	26,203.31	0.00	26,203.31	6,289.25	(5,286.20)	0.00	1,003.05	27,206.36
232	CC-Records Archive Fee	512,348.04	0.00	512,348.04	60,713.94	(219,000.00)	0.00	(158,286.06)	354,061.98
234	Courthouse Security	58,824.67	0.00	58,824.67	12,144.78	(274.75)	(10,500.00)	1,370.03	60,194.70
235	Hotel and Motel Tax	174,153.26	0.00	174,153.26	48,854.08	(57,575.04)	(325.96)	(9,046.92)	165,106.34
236	Child Welfare	2,187.87	0.00	2,187.87	865.94	(434.01)	0.00	431.93	2,619.80
238	Crime Victims Services	5,042.74	0.00	5,042.74	107.75	(62.34)	0.00	45.41	5,088.15
239	Justice Court Technology	72,646.02	0.00	72,646.02	5,595.60	(1,860.67)	0.00	3,734.93	76,380.95
240	DC-Records Mgmt & Preservation	22,403.00	0.00	22,403.00	1,643.57	(198.77)	0.00	1,444.80	23,847.80
241	JP Building Security Fee	28,490.58	0.00	28,490.58	1,527.01	(1,674.90)	0.00	(147.89)	28,342.69
242	Elections Special	52,415.26	0.00	52,415.26	2,862.85	0.00	0.00	2,862.85	55,278.11
243	Guardianship	50,753.93	0.00	50,753.93	2,959.86	0.00	0.00	2,959.86	53,713.79
244	CC-Technology	6,436.99	0.00	6,436.99	631.21	0.00	0.00	631.21	7,068.20
245	DC-Technology	13,695.37	0.00	13,695.37	1,654.13	0.00	0.00	1,654.13	15,349.50
246	DC-Records Archive Fee	46,642.96	0.00	46,642.96	3,177.44	0.00	0.00	3,177.44	49,820.40
247	DC-CT Records Preservation	30,086.57	0.00	30,086.57	1,080.89	0.00	0.00	1,080.89	31,167.46
260	Law Library	39,753.06	0.00	39,753.06	8,013.78	(1,876.00)	0.00	6,137.78	45,890.84
305	Constable Forfeiture	2,310.58	0.00	2,310.58	1,485.61	(289.49)	0.00	1,196.12	3,506.70
	<b>Total Special Revenue Funds</b>	<b>\$ 1,812,341.30</b>	<b>\$ (5,471.48)</b>	<b>\$ 1,806,869.82</b>	<b>\$ 224,484.68</b>	<b>\$ (298,827.69)</b>	<b>(\$10,825.96)</b>	<b>\$ (85,169.17)</b>	<b>\$ 1,721,700.65</b>
<b>OTHER FUNDS</b>									
250	Right of Way	841,614.82	0.00	841,614.82	11,580.76	0.00	0.00	11,580.76	853,195.58
281	Community Supervision & Corr.	413,467.63	0.00	413,467.63	219,976.17	(241,676.76)	0.00	(21,700.59)	391,767.04
290	Juvenile Probation Department	(9,274.16)	0.00	(9,274.16)	161,940.00	(116,655.61)	0.00	45,284.39	36,010.23
892	Historical Commission	50,959.80	0.00	50,959.80	739.55	(2,461.84)	0.00	(1,722.29)	49,237.51
	<b>Total Other Funds</b>	<b>\$ 1,296,768.09</b>	<b>\$ -</b>	<b>\$ 1,296,768.09</b>	<b>\$ 394,236.48</b>	<b>\$ (360,794.21)</b>	<b>\$ -</b>	<b>\$ 33,442.27</b>	<b>\$ 1,330,210.36</b>
	<b>TOTAL BUDGETED FUNDS</b>	<b>\$ 25,117,465.56</b>	<b>\$ 8,928.50</b>	<b>\$ 25,126,394.06</b>	<b>\$ 19,079,860.89</b>	<b>\$ (11,940,081.98)</b>	<b>\$ 10,052.11</b>	<b>\$ 7,149,831.02</b>	<b>\$ 32,276,225.08</b>
<b>NON-BUDGETED AND NON-COUNTY FUNDS</b>									
880	Treasurer's State Fees	68,789.33	(8,668.50)	60,120.83	185,306.92	(170,506.52)	(10,052.11)	4,748.29	64,869.12
891	Payroll Fund	324,338.82	0.00	324,338.82	0.00	12,177.17	0.00	12,177.17	336,515.99
999	Upper Sabine Valley Waste Mgmt	485,394.98	0.00	485,394.98	2,760.93	(488,155.91)	0.00	(485,394.98)	0.00
	<b>TOTAL NON-BUDGETED FUNDS</b>	<b>\$ 878,523.13</b>	<b>\$ (8,668.50)</b>	<b>\$ 869,854.63</b>	<b>\$ 188,067.85</b>	<b>\$ (646,485.26)</b>	<b>\$ (10,052.11)</b>	<b>\$ (468,469.52)</b>	<b>\$ 401,385.11</b>
	<b>TOTAL CASH IN POOLED ACCOUNTS</b>	<b>\$ 25,995,988.69</b>	<b>\$ 260.00</b>	<b>\$ 25,996,248.69</b>	<b>\$ 19,267,928.74</b>	<b>\$ (12,586,567.24)</b>	<b>\$ -</b>	<b>\$ 6,681,361.50</b>	<b>\$ 32,677,610.19</b>
	<b>CASH IN BANK - POOLED CASH ACCOUNTS</b>				<b>0.00</b>	<b>0.00</b>		<b>0.00</b>	
890	AP Pooled Cash	1,107,908.70	260.00	1,108,168.70	12,718.33	(6,023,989.27)	5,635,000.00	(376,270.94)	731,897.76
890	Payroll Pooled Cash	1,007,170.44	0.00	1,007,170.44	10,411.44	(6,559,037.97)	5,975,000.00	(573,626.53)	433,543.91
890	Deposits Pooled Cash	11,653,271.52	0.00	11,653,271.52	19,075,725.45	0.00	(11,181,147.99)	7,894,577.46	19,547,848.98
890	CD Investments	2,360,349.35	0.00	2,360,349.35	23,418.65	0.00	0.00	23,418.65	2,383,768.00
890	CD Non-Depository	493,885.18	0.00	493,885.18	3,253.62	0.00	(2,852.84)	400.78	494,285.96
890	CDARS Investments	8,854,610.93	0.00	8,854,610.93	136,469.35	0.00	(429,189.17)	(292,719.82)	8,561,891.11
890	TaxPool Pooled Investments	513,602.57	0.00	513,602.57	5,931.90	0.00	0.00	5,931.90	519,534.47
890	Jury Pooled Cash	5,190.00	0.00	5,190.00	0.00	(3,540.00)	3,190.00	(350.00)	4,840.00
	<b>TOTAL CASH IN BANK - POOLED CASH ACCOUNTS</b>	<b>\$ 25,995,988.69</b>	<b>\$ 260.00</b>	<b>\$ 25,996,248.69</b>	<b>\$ 19,267,928.74</b>	<b>\$ (12,586,567.24)</b>	<b>(\$0.00)</b>	<b>\$ 6,681,361.50</b>	<b>\$ 32,677,610.19</b>
								<b>0.00</b>	

FILED FOR RECORD  
 2019 MAY 17 11:43  
 COUNTY CLERK, WOOD CO TX

FUND CODE	FUND NAME	PRIOR-YEAR		REVISED		RECEIPTS	DISBURSEMENTS	TRANSFER IN/(OUT)	Net Change	CASH BALANCE 3/31/2019
		CASH BALANCE 10/01/2018	RECLASSSES	CASH BALANCE 10/01/2018						
<b>CASH IN BANK - NON POOLED CASH ACCOUNTS - NON-BUDGE</b>										
<b>BANKTEXAS ACCOUNTS</b>										
200	Road & Bridge CD RRC Restricted	\$ 26,841.19	\$ -	\$ 26,841.19	\$ 133.38	\$ -	\$ -	\$ 133.38	\$ 26,974.57	
233	Sheriff's Forfiture Fund (Budgeted)	3,430.21	0.00	3,430.21	0.00	(581.00)	0.00	-581.00	2,849.21	
401	Grant Fund	0.00	0.00	0.00	0.00	0.00	0.00	0.00	0.00	
601	Interest & Sinking	24,945.66	0.00	24,945.66	752.57	0.00	0.00	752.57	25,698.23	
895	Health Plan	330,533.24	0.00	330,533.24	1,487,804.24	(1,439,891.56)	275,371.76	323,284.44	653,817.68	
895	Health Plan CD	211,517.67	0.00	211,517.67	1,868.84	0.00	0.00	1,868.84	213,386.51	
895	Health Plan CDARS	783,554.38	0.00	783,554.38	11,433.41	0.00	(275,371.76)	(263,938.35)	519,616.03	
898	MRP/DPC Clearing	8,524.55	0.00	8,524.55	25,617.01	(26,290.25)	0.00	(673.24)	7,851.31	
	District Clerk Clearing	35,607.76	0.00	35,607.76	171,376.46	(124,391.95)	0.00	46,984.51	82,592.27	
	JP1 Clearing	13,159.98	0.00	13,159.98	111,992.80	(107,010.78)	0.00	4,982.02	18,142.00	
	JP2 Clearing	10,624.09	0.00	10,624.09	86,110.58	(74,138.61)	0.00	11,971.97	22,596.06	
	JP3 Clearing	9,196.58	0.00	9,196.58	68,154.54	(62,879.15)	0.00	5,275.39	14,471.97	
	JP4 Clearing	4,129.00	0.00	4,129.00	34,073.46	(32,521.96)	0.00	1,551.50	5,680.50	
	RV Clearing	0.00	0.00	0.00	0.00	0.00	0.00	0.00	0.00	
	Treasurer's Credit Card	0.00	0.00	0.00	252.31	(252.31)	0.00	0.00	0.00	
<b>TOTAL BANKTEXAS - NON POOLED CASH ACCOUNTS</b>		<b>\$ 1,462,064.31</b>	<b>\$ -</b>	<b>\$ 1,462,064.31</b>	<b>\$ 1,999,569.60</b>	<b>\$ (1,867,957.57)</b>	<b>\$ 0.00</b>	<b>\$ 131,612.03</b>	<b>\$ 1,593,676.34</b>	
<b>TEXPOOL ACCOUNTS</b>										
601	Interest & Sinking	36,880.11	0.00	36,880.11	425.92	0.00	0.00	425.92	37,306.03	
895	Health Plan	1,175.23	0.00	1,175.23	13.71	0.00	0.00	13.71	1,188.94	
<b>TOTAL TEXPOOL - NON POOLED CASH ACCOUNTS</b>		<b>\$ 38,055.34</b>	<b>\$ -</b>	<b>\$ 38,055.34</b>	<b>\$ 439.63</b>	<b>\$ 0.00</b>	<b>\$ 0.00</b>	<b>\$ 439.63</b>	<b>\$ 38,494.97</b>	
<b>TOTAL CASH IN BANK - NON POOLED CASH ACCOUNTS</b>		<b>\$ 1,500,119.65</b>	<b>\$ -</b>	<b>\$ 1,500,119.65</b>	<b>\$ 2,000,009.23</b>	<b>\$ (1,867,957.57)</b>	<b>\$ 0.00</b>	<b>\$ 132,051.66</b>	<b>\$ 1,632,171.31</b>	
<b>TOTAL CASH IN BANK - ALL TREASURER'S ACCOUNTS</b>		<b>\$ 27,496,108.34</b>	<b>\$ 260.00</b>	<b>\$ 27,496,368.34</b>	<b>\$ 21,267,937.97</b>	<b>\$ (14,454,524.81)</b>	<b>\$ (0.00)</b>	<b>\$ 6,813,413.16</b>	<b>\$ 34,309,781.50</b>	

Miscellaneous Information

Indebtedness as of 3/31/2019: \$0.00 Certificate of Obligation: None

RB Line of Credit-Railroad Commission \$25,000 CD Secured - Current Balance Available \$26,974

Bank Texas (including CDARS and ICS)	Cash Balance	\$ 33,257,466.10	
Non-Depository Investments	Cash Balance	494,285.96	
TexPool	Cash Balance	558,029.44	
<b>Total</b>		<b>\$ 34,309,781.50</b>	<b>0.00</b>
Bank Texas Interest Income:		\$ 213,713.14	
Certificates of Deposit:		28,674.49	
CDARS Interest Income:		147,902.75	
TexPool Interest Income:		6,371.53	
<b>Total Interest Income</b>		<b>\$ 396,661.91</b>	<b>0.00</b>

I, Becky S. Burford, County Treasurer, in and for the County of Wood, State of Texas, do hereby present the March 2019 Statement of Cash Accounts Activity, the attached Treasurer's Report of Cash Receipts and Disbursements, and the Report of Securities as true and correct statements, to the best of my knowledge, of accounts under the control of Wood County Treasurer and furthermore state that the fund balances are on deposit earning interest in accordance with the Wood County Investment Policy earning interest in accordance with the Wood County Depository Contract.

*Becky S. Burford*  
 \_\_\_\_\_  
 Becky S. Burford, Wood County Treasurer

Presented, examined, and accepted at the regular term of Commissioners Court on this the 3rd day of May 2019.

*Lucy Helbron*  
 \_\_\_\_\_  
 Lucy Helbron, County Judge

*Virgil Holland, Jr.*  
 \_\_\_\_\_  
 Virgil Holland, Jr. Commissioner Precinct 1


*Jerry Daskin*  
 \_\_\_\_\_  
 Jerry Daskin, Commissioner Precinct 2

*Mike Simmons*  
 \_\_\_\_\_  
 Mike Simmons, Commissioner Precinct 3

*Russell Acker*  
 \_\_\_\_\_  
 Russell Acker, Commissioner Precinct 4

*Terri Sellars*  
 \_\_\_\_\_  
 Terri Sellars, Auditor

ATTEST:  
*Kelley Price*  
 \_\_\_\_\_  
 Kelley Price, County Clerk



**WOOD COUNTY, TEXAS  
RECAP OF FUNDS BY BANK ACCOUNTS  
FOR THE YEAR-TO-DATE ENDING MARCH 31, 2019**

Fund	Beginning Cash Balance	M-T-D Receipts	M-T-D Disbursements	Transfers	Ending Balance	BankTexas Quitman	-----Allocation of Cash-----			Total Cash
							BankTexas CDARS	Non-Depository Banks	TexPool	
200 Road & Bridge CD Restricted	\$ 26,841.19	\$133.38	\$0.00	\$0.00	\$26,974.57	\$26,974.57	\$0.00	\$0.00	\$0.00	\$26,974.57
233 Sheriff Forfeiture Fund	3,430.21	0.00	(581.00)	0.00	2,849.21	2,849.21	-	-	-	2,849.21
401 Texas Comm. Dev. Program	0.00	0.00	0.00	0.00	0.00	-	-	-	-	0.00
601 Interest and Sinking	61,825.77	1,178.49	0.00	0.00	63,004.26	25,698.23	-	-	37,306.03	63,004.26
890 Pooled Funds	14,287,403.23	19,104,787.12	(12,586,567.24)	432,042.01	21,237,665.12	20,718,130.65	-	-	519,534.47	21,237,665.12
890 Pooled CDs	11,708,845.46	163,141.62	0.00	(432,042.01)	11,439,945.07	2,383,768.00	8,561,891.11	494,285.96	-	11,439,945.07
895 Health Plan Fund	331,708.47	1,487,817.95	(1,439,891.56)	275,371.76	655,006.62	653,817.68	-	-	1,188.94	655,006.62
895 Health Plan CDs	995,072.05	13,302.25	0.00	(275,371.76)	733,002.54	213,386.51	519,616.03	-	-	733,002.54
898 MRP/DPC Clearing	8,524.55	25,617.01	(26,290.25)	0.00	7,851.31	7,851.31	-	-	-	7,851.31
District Clerk Clearing	35,607.76	171,376.46	(124,391.95)	0.00	82,592.27	82,592.27	-	-	-	82,592.27
JP1 Clearing	13,159.98	111,992.80	(107,010.78)	0.00	18,142.00	18,142.00	-	-	-	18,142.00
JP2 Clearing	10,624.09	86,110.58	(74,138.61)	0.00	22,596.06	22,596.06	-	-	-	22,596.06
JP3 Clearing	9,196.58	68,154.54	(62,879.15)	0.00	14,471.97	14,471.97	-	-	-	14,471.97
JP4 Clearing	4,129.00	34,073.46	(32,521.96)	0.00	5,680.50	5,680.50	-	-	-	5,680.50
RV Park Clearing	0.00	0.00	0.00	0.00	0.00	-	-	-	-	0.00
Treasurer's Credit Card	0.00	252.31	(252.31)	0.00	0.00	0.00	0.00	0.00	0.00	0.00
<b>Grand Total</b>	<b>\$ 27,496,368.34</b>	<b>\$ 21,267,937.97</b>	<b>\$ (14,454,524.81)</b>	<b>\$ -</b>	<b>\$ 34,309,781.50</b>	<b>\$ 24,175,958.96</b>	<b>\$ 9,081,507.14</b>	<b>\$ 494,285.96</b>	<b>\$ 558,029.44</b>	<b>\$ 34,309,781.50</b>
		0.00	0.00		(0.00)					

WOOD COUNTY  
Check Register Recap  
31-Mar-19

	<u>Beg Ck #</u>	<u>End Ck #</u>	<u>Draft</u>	<u>Checks</u>	<u>Voids</u>	<u>Transfer</u>	<u>Total</u>		<u>Cash GL #</u>
AP	138406	138695	\$ -	\$ 867,627.88	\$ (3,769.75)		\$ 863,858.13	0.00	890-103-0
Payroll	109963	110012	765,651.18	241,673.51	-246.75	0.00	1,007,077.94	0.00	890-103-1
HP	81510	81756		207,087.35	0.00		207,087.35	0.00	895-103-0
HP manual	1892	1894		above		above			
MRP			5,622.96		0.00	0.00	5,622.96	0.00	898-103-0
DPC							0.00		890-103-1
DPC Manual				0.00			0.00		890-103-1
TCDP	0	0		0.00			0.00	0.00	401-103-0
DC	0		0.00				0.00	0.00	
JP1			24,700.50				24,700.50	0.00	
JP2			26,273.24				26,273.24	0.00	
JP3			12,266.36				12,266.36	0.00	
JP4			7,272.35		0.00		7,272.35	0.00	
RV Park			0.00				0.00	0.00	
CC Clearing			120.00				120.00	0.00	
SFF			0.00	0.00	0.00	0.00	0.00	0.00	
Jury				0.00	0.00		0.00	0.00	890-103-4
			\$ 841,906.59	\$ 1,316,388.74	\$ (4,016.50)	\$ -	\$ 2,154,278.83	0.00	
							-2,154,278.83		
				CT Report					
							\$ -		
				Variance					

FILED FOR RECORD  
 2019 MAY 17 11:43  
 COUNTY CLERK, WOOD CO TX





03/31/2019

**WOOD COUNTY, TEXAS  
INVESTMENT ACTIVITY FOR MARCH 31, 2019**

CD ID	Description	Acct	Maturity Date	Original Principal	Prior Balance		Purchases/Deposits	Interest Credited	Withdrawals	Current Balance	This Month's	Accumulated
					01/31/2019	03/31/2019				Unpaid Interest	Unpaid Interest	
16	*7485 DPC 12 MONTH	DPC	11/10/2019	\$ 500,000.00	\$ 532,521.17		\$ 972.25		\$ 533,493.42	\$ 800.09	\$ 800.09	
17	*7507 DPC 12 MONTH	DPC	11/10/2019	250,000.00	266,260.59		486.13		266,746.72	400.04	400.04	
18	*7523 HP 12 MONTH	HP	11/10/2019	75,000.00	79,878.14		145.84		80,023.98	120.01	120.01	
58	*182 DPC 365 DAY	DPC	10/15/2019	124,200.00	123,967.34		0.00		123,967.34	163.03	392.28	
59	*183 DPC 365 DAY	DPC	10/15/2019	124,200.00	123,967.34		0.00		123,967.34	163.03	392.28	
60	*884 DPC 365 DAY	DPC	10/16/2019	117,500.00	123,175.64		0.00		123,175.64	161.30	382.73	
61	*885 DPC 365 DAY	DPC	10/16/2019	117,500.00	123,175.64		0.00		123,175.64	161.30	382.73	
96	*4149 365 DAY	DPC	12/31/2019	500,000.00	521,935.38		1,055.02		522,990.40	68.20	68.20	
97	*4160 365 DAY	HP	12/31/2019	127,500.00	133,093.50		269.03		133,362.53	17.39	17.39	
123	CD 24 month	DPC	08/13/2019	500,000.00	529,375.32		893.41		530,268.73	639.22	639.22	
124	CD 24 month	DPC	08/13/2019	500,000.00	529,375.32		893.41		530,268.73	639.22	639.22	
194I	CDARS 30 Month	DPC	03/21/2019	405,504.00	425,566.59		3,622.58	(429,189.17)	0.00	0.00	0.00	
196F	CDARS 30 Month	DPC	12/12/2019	750,000.00	778,539.14		6,627.22		785,166.36	1,255.47	1,255.47	
197F	CDARS 30 Month	DPC	12/12/2019	750,001.00	778,540.16		6,627.23		785,167.39	1,255.47	1,255.47	
198E	CDARS 30 Month	DPC	02/06/2020	750,001.00	782,308.44		2,162.28		784,470.72	0.00	0.00	
198-2E & 2F	CDARS 30 Month	DPC	03/19/2020	750,003.00	780,062.97		2,218.00		782,280.97	0.00	0.00	
199E & F	CDARS 30 Month	DPC	03/19/2020	750,004.00	780,064.00		2,218.01		782,282.01	0.00	0.00	
200E & F	CDARS 30 Month	HP	03/19/2020	250,000.00	260,019.93		739.33		260,759.26	0.00	0.00	
201E	CDARS 30 Month	DPC	04/30/2020	750,005.00	778,624.13		2,205.14		780,829.27	0.00	0.00	
202D & E	CDARS 30 Month	DPC	06/11/2020	750,006.00	776,827.96		2,184.91		779,012.87	0.00	0.00	
203D	CDARS 30 Month	DPC	08/06/2020	750,007.00	774,434.01		2,140.50		776,574.51	0.00	0.00	
204E	CDARS 30 Month	HP	08/06/2020	250,001.00	258,143.27		713.50		258,856.77	0.00	0.00	
205E	CDARS 30 Month	DPC	08/06/2020	750,008.00	774,435.03		2,140.51		776,575.54	0.00	0.00	
206A & B	CDARS 30 Month	DPC	09/17/2020	750,008.00	763,497.64		1,267.59		764,765.23	0.00	0.00	
207A & B	CDARS 30 Month	DPC	09/17/2020	750,009.00	763,498.66		1,267.58		764,766.24	0.00	0.00	
Restricted	RB CD *1703 RRC	DPC	03/26/2019	25,000.00	26,953.89		20.68		26,974.57	12.31	12.31	
<b>Total CDs</b>				\$ 12,116,457.00	\$ 12,588,241.20	\$ -	\$ 40,870.15	\$ (429,189.17)	\$ 12,199,922.18	\$ 5,856.08	\$ 6,757.44	
<b>TEXPOOL</b>				WAM 340			0.00		0.00	0.00	0.00	
Deposit Pooled Cash				DPC	\$ 518,470.41	\$ -	\$ 1,064.06	\$ -	\$ 519,534.47	n/a	n/a	
Interest & Sinking				I&S	37,229.63		76.40		37,306.03	n/a	n/a	
Health Plan				HP	1,186.46		2.48		1,188.94	n/a	n/a	
<b>Total Pools</b>					\$ 556,886.50	\$ -	\$ 1,142.94	\$ -	\$ 558,029.44			
<b>Insured Cash Sweeps Accounts</b>												
Deposit Pooled Cash				Daily	n/a	\$ 19,241,200.68	\$ 854,785.72	\$ 40,265.96	\$ (1,220,636.36)	\$ 18,915,616.00	n/a	n/a
Accounts Payable Cash				Daily	n/a	898,575.09	735,000.00	2,226.34	(907,959.01)	727,842.42	n/a	n/a
Payroll Cash				Daily	n/a	446,662.86	1,010,000.00	1,689.14	(999,864.85)	458,487.15	n/a	n/a
Health Plan				Daily	n/a	392,255.23	424,300.29	956.81	(175,790.42)	641,721.91	n/a	n/a
<b>Total Sweeps</b>					\$ 20,978,693.86	\$ 3,024,086.01	\$ 45,138.25	\$ (3,304,250.64)	\$ 20,743,667.48			
<b>Total Investments</b>				Total WAM days	325	\$ 34,123,821.56	\$ 3,024,086.01	\$ 87,151.34	\$ (3,733,439.81)	\$ 33,501,619.10	\$ 5,856.08	\$ 6,757.44
<b>Investments By Type</b>												
BT - Traditional CD									\$ 2,597,154.51	7.75%		
BT - CDARS									9,081,507.14	27.11%		
Non-Depository CD									494,285.96	1.48%		
BT-Restricted CD									26,974.57	0.08%		
BT-ICS *									20,743,667.48	61.92%		
Money Market Accts									0.00	0.00%		
Pools									558,029.44	1.67%		
<b>Total</b>									\$ 33,501,619.10	100.00%		
									0.00			

\* Does not include in-transit items which can be either positive or negative.

Note BT - BankTexas is the county's placement bank for both CDARS and ICS accounts into other FDIC covered banks. For bank details use Supplement Investment Schedule.

I hereby submit the above report in addition to attached Supplement Investment Schedule as the written report of investment transactions for all invested funds held by Wood County Treasurer for period shown above and certify that these investments are in compliance with the local investment policy and Public Funds Investment Act.

*Becky S. Burford*  
Becky S. Burford, Wood County Treasurer  
Wood County Investment Officer

04/09/2019

FILED FOR REGISTRATION  
2019 MAY 17 11:11:45  
COUNTY CLERK WOOD CO TX

**WOOD COUNTY, TEXAS**  
**Supplement Investment Schedule**  
**Summary of FDIC-Insured Institutions**  
**Outside of Depository Bank**  
**03/31/2019**

Bank	Location	Balance	Reference	Recap By Type	Totals
City National Bank	Quitman, TX	\$ 247,934.68	CD 58& 59	Local CD	\$ 494,285.96
First National Bank-Winnsboro, TX	Winnsboro, TX	246,351.28	CD 60& 61	Insured Cash Sweeps	20,743,667.48
Androscroggin Savings Bank	Lewiston, Ne	247,000.00	CDARS#196G	CDARS	9,081,507.14
F&M Bank	Falls City, NE	44,166.36	CDARS#196G		30,319,460.58
Lincoln Savings Bank	Cedar Falls, IA	247,000.00	CDARS#196G		\$ 0.00
Union Bank & Trust	Richmond, VA	247,000.00	CDARS#196G		
F&M Bank	Falls City, NE	202,833.64	CDARS#197G		
Fortress Bank	Peoria, IL	77,273.92	CDARS#197G		
Mauch Chunk Trust Company	Jim Thorpe, PA	33,576.48	CDARS#197G		
Peoples State Bank of Hallettsville	Hallettsville, TX	247,000.00	CDARS#197G		
The Bryn Mawr Trust Company	Bry Mawr, PA	224,483.35	CDARS#197G		
Congressional Bank	Bethesda, MD	248,168.34	CDARS#198F		
CUSB Bank	Cresco, IA	237,479.91	CDARS#198F		
Landmark Bank	Columbia, MO	248,168.34	CDARS#198F		
Mauch Chunk Trust Company	Jim Thorpe, PA	50,654.13	CDARS#198F		
Seaside National Bank & Trust	Orlando, FL	233,723.31	CDARS#198-2F		
TowneBank	Portsmouth, VA	171,982.63	CDARS#198-2F		
Virginia National Bank	Charlottesville, VA	247,241.29	CDARS#198-2F		
Wyoming Community Bank	Riverton, WY	129,333.74	CDARS#198-2F		
Business First Bank	Baton, Rouge, LA	247,241.29	CDARS#199F		
Fortress Bank	Peoria, IL	169,891.88	CDARS#199F		
Howard Bank	Ellicott City, MD	247,241.29	CDARS#199F		
Wyoming Community Bank	Riverton, WY	117,907.55	CDARS#199F		
Cadence Bank, N. A.	Birmingham, AL	247,241.29	CDARS#200F		
Seaside National Bank & Trust	Orlando, FL	13,517.97	CDARS#200F		
Amarillo National Bank	Amarillo, TX	248,355.71	CDARS#201E		
Bank of Sun Prairie	Sun Prairie, WI	35,762.14	CDARS#201E		
First International Bank & Trust	Watford City, ND	248,355.71	CDARS#201E		
Genesee Regional Bank	Rochester, NY	248,355.71	CDARS#201E		
Bank of America, N.A.	Charlotte, NC	4,757.60	CDARS#202E		
CIBC Bank USA	Chicago, IL	247,394.96	CDARS#202E		
Manufacturers Bank	Los Angeles, CA	247,394.96	CDARS#202E		
Opus Bank	Irvine, CA	247,394.96	CDARS#202E		
Renasant Bank	Tupelo, MS	9,517.74	CDARS#202E		
The Bryn Mawr Trust Company	Bry Mawr, PA	22,552.65	CDARS#202E		
Belmont Bank & Trust Company	Chicago, IL	248,168.34	CDARS#203D		
Citizens National Bank, N.A.	Bossier City, LA	153,301.92	CDARS#203D		
Landmark National Bank	Manhattan KS	211,325.34	CDARS#203D		
Mauch Chunk Trust Company	Jim Thorpe, PA	163,778.91	CDARS#203D		
CUSB Bank	Cresco, IA	10,688.43	CDARS#204E		
Signature Bank	New York, NY	248,168.34	CDARS#204E		
Bank of America, N.A.	Charlotte, NC	243,395.87	CDARS#205E		
Centric Bank	Harrisburg, PA	248,168.34	CDARS#205E		
Landmark National Bank	Manhattan KS	36,842.99	CDARS#205E		
St. Louis Bank	Town and Country, MO	248,168.34	CDARS#205E		
Bank Hapoalim, B.M.	New York, NY	246,137.19	CDARS#206B		
The Bank of Edwardsville	Edwardsville, IL	26,353.66	CDARS#206B		
The Washington Trust Company of We	Westerly, RI	246,137.19	CDARS#206B		
TriState Capital Bank	Pittsburg, PA	246,137.19	CDARS#206B		
First National Bank	Damariscotta, ME	114,433.30	CDARS#207B		
Frontier Bank of Texas	Elgin, TX	246,137.19	CDARS#207B		
Liberty Bank and Trust Company	New Orleans, LA	202,487.94	CDARS#207B		
The Bank of Edwardsville	Edwardsville, IL	201,707.81	CDARS#207B		
15426 Almena State Bank	Almena, KS	245,484.64	ICS-DPC		
5296 Associated Bank, N.A.	Green Bay, WI	245,119.37	ICS-DPC		
58479 Bank of Central Florida	Lakeland, FL	245,529.08	ICS-DPC		
18012 Bank of New Hampshire	Laconia, NH	245,529.08	ICS-DPC		
19506 Bank of Springfield	Springfield, IL	245,529.08	ICS-DPC		
110 Bank OZK	Little Rock, AR	245,529.08	ICS-DPC		
17514 Banterra Bank	Marion, IL	245,529.08	ICS-DPC		
9846 BB&T	Winston Salem, NC	245,529.08	ICS-DPC		
23621 Berkshire Bank	Pittsfield, MA	245,529.08	ICS-DPC		
14078 Blackhawk Bank	Beloit, WI	245,307.25	ICS-DPC		
4214 BOKF, National Association	Tulsa, OK	245,529.08	ICS-DPC		
12923 Bremer Bank, National Association	South St. Paul, MN	245,529.08	ICS-DPC		
58432 Bridgewater Bank	Spartanburg, SC	119.56	ICS-DPC		
17798 Brookline Bank	Brookline, MA	68.33	ICS-DPC		
58823 CapStar Bank	Nashville, TN	94.93	ICS-DPC		
58432 Carolina Alliance Bank	Spartanburg, SC	245,308.64	ICS-DPC		
57244 Cedar Rapids Bank and Trust Compan	Cedar Rapids, IA	245,529.08	ICS-DPC		
11241 Centennial Bank	Conway, AR	245,529.08	ICS-DPC		
12854 Centier Bank	Merrillville, IN	245,529.08	ICS-DPC		
19943 Century Bank and Trust Company	Somerville, MA	245,107.27	ICS-DPC		
1003 Chemical Bank	Midland, MI	245,529.08	ICS-DPC		
9423 Choice Financial Group	Grafton, ND	245,519.19	ICS-DPC		
20234 City National Bank of Florida	Miami, FL	245,529.08	ICS-DPC		
10146 Commonwealth Bank and Trust Comp	Louisville, KY	245,529.08	ICS-DPC		
30903 Community Bank of the Chesapeake	Waldorf, MD	245,529.08	ICS-DPC		
57919 ConnectOne Bank	Englewood Cliffs, NJ	245,501.68	ICS-DPC		
15219 Dubaqui Bank and Trust Company	Dubuque, IA	245,529.08	ICS-DPC		
33510 East Boston Savings Bank	Peabody, MA	245,529.08	ICS-DPC		

FILED FOR RECORD  
 2019 MAY 17 11:33 AM  
 COUNTY CLERK, WOOD COUNTY, TX

**WOOD COUNTY, TEXAS**  
**Supplement Investment Schedule**  
**Summary of FDIC-Insured Institutions**  
**Outside of Depository Bank**  
**03/31/2019**

<u>Bank</u>	<u>Location</u>	<u>Balance</u>	<u>Reference</u>	<u>Recap By Type</u>	<u>Totals</u>
32773 Eastern Bank	Boston, MA	245,529.08	ICS-DPC		
34742 EagleBank	Bethesda, MD	245,529.08	ICS-DPC		
8405 F&M Trust Co. of Chambersburg	Chambersburg, PA	245,529.08	ICS-DPC		
17470 First Bank of Highland Park	Highland Park, IL	245,529.08	ICS-DPC		
39845 First Federal Bank of the Midwest	Defiance, OH	245,529.08	ICS-DPC		
5452 First National Bank of Omaha	Omaha, NE	245,529.08	ICS-DPC		
7888 First National Bank of Pennsylvania	Greenville, PA	245,479.28	ICS-DPC		
59017 First Republic Bank	San Francisco, CA	245,477.91	ICS-DPC		
4977 First Tennessee Bank, NA	Memphis, TN	477.92	ICS-DPC		
19123 First Western Bank & Trust	Minot, ND	245,529.08	ICS-DPC		
19288 Firstar Bank	Sallisaw, OK	245,529.08	ICS-DPC		
58714 Franklin Synergy Bank	Franklin, TN	245,373.02	ICS-DPC		
58696 FVCbank	Fairfax, VA	94,652.23	ICS-DPC		
15289 Great Western Bank	Watertown, SD	245,355.97	ICS-DPC		
28670 Guaranty Bank	Springfield, MO	21,392.50	ICS-DPC		
18740 Heartland Bank	Geneva, NE	245,529.08	ICS-DPC		
14650 Hills Bank and Trust Company	Hills, IA	245,504.67	ICS-DPC		
28094 Home Bank, N.A.	Lafayette, LA	245,529.08	ICS-DPC		
3664 Illinois National Bank	Springfield, IL	245,529.08	ICS-DPC		
3076 Independent Bank-McKinney	McKinney, TX	245,529.08	ICS-DPC		
27210 InterBank	Oklahoma City, OK	245,529.08	ICS-DPC		
12874 Katahdin Trust Company	Patten ME	245,529.07	ICS-DPC		
14913 Lakestone Bank & Trust	Lapeer, MI	245,529.08	ICS-DPC		
6623 LCNB National Bank	Lebanon, OH	245,529.08	ICS-DPC		
19531 Machias Savings Bank	Machias, ME	245,529.08	ICS-DPC		
57742 MainStreet Bank	Fairfax, VA	245,529.08	ICS-DPC		
18013 Mascoma Bank	Lebanon, NH	245,529.08	ICS-DPC		
8056 Merchants Bank of Indiana	Carmel IN	245,511.37	ICS-DPC		
4063 MidFirst Bank	Oklahoma City, OK	163,682.19	ICS-DPC		
1058 Midwest BankCentre	St. Louis, MO	313.06	ICS-DPC		
18429 Morton Community Bank	Morton, IL	245,384.13	ICS-DPC		
16022 New York Community Bank	Westbury, NY	245,529.08	ICS-DPC		
18199 Newtown Savings Bank	Newtown, CT	245,529.08	ICS-DPC		
713 Northwest Bank	Shippensburg, PA	290.28	ICS-DPC		
20226 Oak Bank	Chicago, IL	103,296.59	ICS-DPC		
713 Orrstown Bank	Shippensburg, PA	245,529.08	ICS-DPC		
24045 Pacific Western Bank	Beverly Hills, CA	245,529.08	ICS-DPC		
14692 Peoples Bank	Clive, IA	245,378.36	ICS-DPC		
35583 Pinnacle Bank - Nashville	Nashville, TN	245,529.08	ICS-DPC		
10634 Pinnacle Bank - Omaha	Omaha, NE	119,031.90	ICS-DPC		
17491 PlainsCapital Bank	Lubbock, TX	245,529.08	ICS-DPC		
33867 Quad City Bank and Trust Company	Bettendorf, IA	245,529.08	ICS-DPC		

**WOOD COUNTY, TEXAS**  
**Supplement Investment Schedule**  
**Summary of FDIC-Insured Institutions**  
**Outside of Depository Bank**  
**03/31/2019**

Bank	Location	Balance	Reference	Recap By Type	Totals
9712 Rockland Trust Company	Rockland, MA	245,529.08	ICS-DPC		
4865 Sandy Spring Bank	Olney, MD	245,066.50	ICS-DPC		
3890 Simmons Bank	Pine Bluff, AR	245,529.08	ICS-DPC		
4832 Short United Bank	Easton, MD	245,529.08	ICS-DPC		
28332 Southern Bank	Poplar Bluff MO	245,529.08	ICS-DPC		
30337 Sterling National Bank	Montebello, NY	245,529.08	ICS-DPC		
57311 Stifel Bank and Trust	Saint Louis, MO	245,529.08	ICS-DPC		
13292 The Bank of Castile	Castile, NY	245,529.08	ICS-DPC		
4255 The Camden National Bank	Camden, NE	245,529.08	ICS-DPC		
5969 The Farmers & Merchants State Bank	Archbold, OH	245,529.08	ICS-DPC		
6560 The Huntington National Bank	Columbus, OH	245,529.08	ICS-DPC		
6653 The Park National Bank	Newark, OH	245,529.08	ICS-DPC		
22858 United Bank - Fairfax	Fairfax, VA	245,529.08	ICS-DPC		
11807 United Bank of Michigan	Grand Rapids, MI	245,529.08	ICS-DPC		
57665 Veritex Community Bank	Dallas, TX	245,529.08	ICS-DPC		
15614 West Bank	West Des Moines, IA	245,529.08	ICS-DPC		
57512 Western Alliance Bank	Phoenix, AZ	101.55	ICS-DPC		
20504 Ameris Bank	Moultrie, GA	245,529.08	ICS-AP		
5296 Associated Bank, N.A.	Green Bay, WI	90.66	ICS-AP		
16980 Bank of Colorado	Fort Collins, CO	64,732.97	ICS-AP		
57197 BNC National Bank	Glendale, AZ	2.04	ICS-AP		
58210 Bridgewater Bank	Bloomington, MN	68.95	ICS-AP		
58823 CapStar Bank	Nashville, TN	5.05	ICS-AP		
19943 Century Bank and Trust Company	Somerville, MA	7.47	ICS-AP		
7888 First National Bank of Pennsylvania	Greenville, PA	49.79	ICS-AP		
17951 Franklin Savings Bank	Franklin, NH	245,452.66	ICS-AP		
15289 Great Western Bank	Watertown, SD	33.43	ICS-AP		
28670 Guaranty Bank	Springfield, MO	171,625.99	ICS-AP		
20226 Oak Bank	Chicago, IL	69.19	ICS-AP		
4865 Sandy Spring Bank	Olney, MD	175.14	ICS-AP		
58823 CapStar Bank	Nashville, TN	245,377.61	ICS-HP		
58696 FVCbank	Fairfax, VA	150,807.06	ICS-HP		
18429 Morton Community Bank	Morton, IL	109.72	ICS-HP		
57512 Western Alliance Bank	Phoenix, AZ	245,427.52	ICS-HP		
15426 Almena State Bank	Almena, KS	35.68	ICS-PAY		
5296 Associated Bank, N.A.	Green Bank, WI	199.47	ICS-PAY		
16980 Bank of Colorado	Fort Collins, CO	180,784.52	ICS-PAY		
58210 Bridgewater Bank	Bloomington, MN	16.41	ICS-PAY		
58432 Carolina Alliance Bank	Spartanburg, SC	220.43	ICS-PAY		
58823 CapStar Bank	Nashville, TN	51.45	ICS-PAY		
19943 Century Bank and Trust Company	Somerville, MA	13.05	ICS-PAY		
58714 Franklin Synergy Bank	Franklin TN	156.05	ICS-PAY		
58696 FVCbank	Fairfax, VA	69.77	ICS-PAY		
15289 Great Western Bank	Watertown, SD	139.67	ICS-PAY		
28670 Guaranty Bank	Springfield, MO	52,508.36	ICS-PAY		
14650 Hills Bank and Trust Company	Hills, IA	24.39	ICS-PAY		
4063 MidFirst Bank	Oklahoma City, OK	81,841.19	ICS-PAY		
20226 Oak Bank	Chicago, IL	142,163.29	ICS-PAY		
14692 Peoples Bank - Clive, IA	Clive IA	141.95	ICS-PAY		
4865 Sandy Spring Bank	Olney, MD	121.47	ICS-PAY		
		<b>\$ 30,319,460.58</b>			