

**WOOD COUNTY, TEXAS**  
**COMBINED STATEMENT OF CASH ACCOUNTS ACTIVITY**  
**FOR THE MONTH ENDING FEBRUARY 28, 2023**

FUND CODE	FUND NAME	CASH BALANCE 01/31/23	RECEIPTS	DISBURSEMENTS	TRANSFER IN/(OUT)	Net Change	CASH BALANCE 02/28/23
<b>BUDGETED FUNDS</b>							
<b>OPERATING FUNDS</b>							
100	General	\$ 23,243,465.11	\$ 4,200,526.41	\$ (1,588,382.69)	\$ 1,760.76	\$ 2,613,904.48	\$ 25,857,369.59
200	Road and Bridge Fund	7,745,634.80	1,822,846.79	(435,926.89)	(10.76)	1,386,909.14	9,132,543.94
270	Tobacco Settlement Fund	125,573.89	0.00	0.00	0.00	0.00	125,573.89
	<b>Total Operating Funds</b>	<b>\$ 31,114,673.80</b>	<b>\$ 6,023,373.20</b>	<b>\$ (2,024,309.58)</b>	<b>\$ 1,750.00</b>	<b>\$ 4,000,813.62</b>	<b>\$ 35,115,487.42</b>
<b>SPECIAL REVENUE FUNDS</b>							
230	CC-Records Mgmt. & Preservation	1,002,428.47	10,516.17	(49,386.18)	0.00	(38,870.01)	963,558.46
231	General Records Mgmt. & Preservation	39,268.51	125.38	(54.95)	0.00	70.43	39,338.94
232	CC-Records Archive Fee	551,279.76	8,674.78	0.00	0.00	8,674.78	559,954.54
234	Courthouse Security	94,337.28	2,938.31	(109.90)	(1,750.00)	1,078.41	95,415.69
235	Hotel and Motel Tax	448,838.36	17,535.59	(11,356.78)	0.00	6,178.81	455,017.17
236	Child Welfare	2,689.50	1.74	(2,000.00)	0.00	(1,998.26)	691.24
238	Crime Victims Services	5,524.99	8.56	0.00	0.00	8.56	5,533.55
239	Justice Court Technology	53,554.98	572.14	(727.50)	0.00	(155.38)	53,399.62
240	DC-Records Mgmt & Preservation	21,420.63	7,374.02	(1,200.00)	0.00	6,174.02	27,594.65
241	JP Building Security Fee	477.65	177.07	0.00	0.00	177.07	654.72
242	Elections Special	102,440.95	158.84	0.00	0.00	158.84	102,599.79
243	Guardianship	83,327.71	999.20	0.00	0.00	999.20	84,326.91
244	CC-Technology	10,065.74	73.40	0.00	0.00	73.40	10,139.14
245	DC-Technology	27,413.73	90.15	0.00	0.00	90.15	27,503.88
246	DC-Records Archive Fee	1,575.54	26.94	0.00	0.00	26.94	1,602.48
247	DC-CT Records Preservation	1,533.09	14.62	0.00	0.00	14.62	1,547.71
260	Law Library	119,884.91	2,496.21	(596.00)	0.00	1,900.21	121,785.12
305	Constable Forfeiture	1,294.95	2.00	0.00	0.00	2.00	1,296.95
402	American Rescue	8,863,839.66	13,743.70	0.00	0.00	13,743.70	8,877,583.36
	<b>Total Special Revenue Funds</b>	<b>\$ 11,431,196.61</b>	<b>\$ 65,529.42</b>	<b>\$ (65,431.31)</b>	<b>(\$1,750.00)</b>	<b>\$ (1,651.89)</b>	<b>\$ 11,429,544.72</b>
<b>OTHER FUNDS</b>							
250	Right of Way	891,089.56	1,387.86	0.00	0.00	1,387.86	892,477.42
281	Community Supervision & Corr.	183,758.13	27,859.26	(37,973.30)	0.00	(10,114.04)	173,644.09
290	Juvenile Probation Department	25,541.30	14,746.05	(24,988.85)	0.00	(10,242.80)	15,298.50
892	Historical Commission	56,860.51	87.69	(453.83)	0.00	(366.14)	56,494.37
	<b>Total Other Funds</b>	<b>\$ 1,157,249.50</b>	<b>\$ 44,080.86</b>	<b>\$ (63,415.98)</b>	<b>\$ -</b>	<b>\$ (19,335.12)</b>	<b>\$ 1,137,914.38</b>
	<b>TOTAL BUDGETED FUND</b>	<b>\$ 43,703,119.91</b>	<b>\$ 6,132,983.48</b>	<b>\$ (2,153,156.87)</b>	<b>\$ -</b>	<b>\$ 3,979,826.61</b>	<b>\$ 47,682,946.52</b>
<b>NON-BUDGETED AND NON-COUNTY FUNDS</b>							
880	Treasurer's State Fees	196.71	21,575.95	0.00	0.00	21,575.95	21,772.66
891	Payroll Fund	426,007.14	0.00	(1,973.67)	0.00	(1,973.67)	424,033.47
	<b>TOTAL NON-BUDGETED FUNDS</b>	<b>\$ 426,203.85</b>	<b>\$ 21,575.95</b>	<b>\$ (1,973.67)</b>	<b>\$ -</b>	<b>\$ 19,602.28</b>	<b>\$ 445,808.13</b>
	<b>TOTAL CASH IN POOLED ACCOUNTS</b>	<b>\$ 44,129,323.76</b>	<b>\$ 6,154,559.43</b>	<b>\$ (2,155,130.54)</b>	<b>\$ -</b>	<b>\$ 3,999,428.89</b>	<b>\$ 48,128,752.65</b>
		0.00	0.00	0.00	0.00	0.00	0.00
<b>CASH IN BANK - POOLED CASH ACCOUNTS</b>							
890	AP Pooled Cash	1,964,682.71	379.53	(708,087.57)	0.00	(707,708.04)	1,256,974.67
890	Payroll Pooled Cash	1,955,246.06	280.83	(1,203,321.58)	0.00	(1,203,040.75)	752,205.31
890	Deposits Pooled Cash	16,450,712.86	6,093,218.78	(242,761.39)	0.00	5,850,457.39	22,301,170.25
890	CD Investments	14,322,690.76	29,842.31	0.00	0.00	29,842.31	14,352,533.07
890	CD Non-Depository	495,827.38	0.00	0.00	0.00	0.00	495,827.38
890	CDARS Investments	(0.00)	0.00	0.00	0.00	0.00	(0.00)
890	TexPool Pooled Investments	8,935,033.99	30,837.98	0.00	0.00	30,837.98	8,965,871.97
890	Jury Pooled Cash	5,130.00	0.00	(960.00)	0.00	(960.00)	4,170.00
	<b>TOTAL CASH IN BANK - POOLED CASH ACCOUNTS</b>	<b>\$ 44,129,323.76</b>	<b>\$ 6,154,559.43</b>	<b>\$ (2,155,130.54)</b>	<b>\$ 0.00</b>	<b>\$ 3,999,428.89</b>	<b>\$ 48,128,752.65</b>
		0.00	0.00	0.00	0.00	0.00	0.00

2023 JUN 27 AM 11:41  
 COUNTY CLERK, WOOD CO TX  
 PDF FOR RECORDS

FUND CODE	FUND NAME	CASH BALANCE 01/31/2022	RECEIPTS	DISBURSEMENTS	TRANSFER IN/(OUT)	Net Change	CASH BALANCE 02/28/23
<b>CASH IN BANK - NON POOLED CASH ACCOUNTS - NON-BUDGETED, NON-CC</b>							
<b>BANKTEXAS ACCOUNTS</b>							
200	Road & Bridge CD RRC Restricted	\$ 28,148.37	\$ 10.76	\$0.00	\$0.00	\$10.76	\$ 28,159.49
233	Sheriff's Forfeiture Fund (Budgeted)	7,321.20	0.00	0.00	-	0.00	7,321.20
401	Grant Fund	8.10	0.00	(8.10)	0.00	(8.10)	0.00
601	Interest & Sinking	3,917.48	11.58	0.00	(10.07)	1.51	3,918.99
895	Health Plan	429,749.32	272,911.76	(144,525.37)	0.00	128,386.39	558,135.71
895	Health Plan CD	0.00	0.00	0.00	0.00	0.00	0.00
895	Health Plan CDARS	0.00	0.00	0.00	0.00	0.00	0.00
898	MRP/DPC Clearing	13,360.76	5,527.24	(4,342.47)	0.00	1,184.77	14,475.27
	District Clerk Clearing	30,825.00	29,294.80	(31,070.00)	0.00	(1,775.20)	29,049.80
	JP1 Clearing	11,444.00	8,398.00	(11,604.00)	0.00	(3,206.00)	8,238.00
	JP2 Clearing	10,396.90	12,730.08	(9,952.00)	0.00	2,778.08	13,174.98
	JP3 Clearing - CNB	5,510.06	6,605.73	(6,068.50)	0.00	537.23	6,047.29
	JP4 Clearing	5,455.50	6,049.50	(5,727.50)	0.00	322.00	5,777.50
	Treasurer's Credit Card	0.00	0.00	(7.67)	0.00	(7.67)	(7.67)
	<b>TOTAL BANKTEXAS - NON POOLED CASH ACCOUNTS</b>	<b>\$ 546,136.69</b>	<b>\$ 341,539.45</b>	<b>\$ (213,305.61)</b>	<b>(\$10.07)</b>	<b>\$128,223.77</b>	<b>\$ 674,290.66</b>
<b>TEXPOOL ACCOUNTS</b>							
601	Interest & Sinking	64,172.16	221.45	0.00	0.00	221.45	64,393.61
895	Health Plan	256,664.86	885.87	0.00	0.00	885.87	257,550.73
	<b>TOTAL TEXPOOL - NON POOLED CASH ACCOUNTS</b>	<b>\$320,837.02</b>	<b>\$1,107.32</b>	<b>\$0.00</b>	<b>\$0.00</b>	<b>\$ 1,107.32</b>	<b>\$ 321,944.34</b>
	<b>TOTAL CASH IN BANK - NON POOLED CASH ACCOUNTS</b>	<b>\$ 866,973.71</b>	<b>\$ 342,646.77</b>	<b>\$ (213,305.61)</b>	<b>(\$10.07)</b>	<b>\$ 129,331.09</b>	<b>\$ 996,234.90</b>
	<b>TOTAL CASH IN BANK - ALL TREASURER'S ACCOUNTS</b>	<b>\$ 44,996,291.41</b>	<b>\$ 6,491,206.20</b>	<b>\$ (2,368,436.15)</b>	<b>(\$10.07)</b>	<b>\$ 4,128,159.98</b>	<b>\$ 49,124,951.55</b>

Miscellaneous Information 0.00  
 Indebtedness as of 2/28/2023: \$0.00 Certificate of Obligation: None  
 RB Line of Credit-Railroad Commission \$25,000 CD Secured - Current Balance Available \$28,084

Bank Texas (Including CDARS and ICS)	\$ 39,341,343.86	
Non-Depository Investments	495,827.38	
TexPool:	9,287,816.31	
<b>Total</b>	<b>\$ 49,124,987.55</b>	0.00
Bank Texas Interest Income: Interest Rate .50%-3.92%	\$ 8,566.76	
Certificates of Deposit: Interest Rates Varies	29,853.07	
CDARS Interest Income	0.00	
TexPool Interest Income: Interest Rate 3.98%	31,945.30	
<b>Total Interest Income</b>	<b>\$ 70,365.13</b>	0.00

I, Daphne Carter, County Treasurer, in and for the County of Wood, State of Texas, do hereby present the FEBRUARY 2023 Statement of Cash Accounts Activity, the attached Treasurer's Report of Cash Receipts and Disbursements, and the Report of Securities as true and correct statements, to the best of my knowledge, of accounts under the control of Wood County Treasurer and furthermore state that the fund balances are on deposit earning interest in accordance with the Wood County Investment Policy earning interest in accordance with the Wood County Depository Contract.

Presented, examined, and accepted at the regular term of Commissioners Court on this 13 day of June 2023.

*Daphne Carter*  
 Daphne Carter, Wood County Treasurer

*Kevin White*  
 Kevin White, County Judge

*Virgil Holland, Jr.*  
 Virgil Holland, Jr. Commissioner, Precinct 1


*Jerry Gaskill*  
 Jerry Gaskill, Commissioner Precinct 2

*Mike Simmons*  
 Mike Simmons, Commissioner Precinct 3


*Russell Acker*  
 Russell Acker, Commissioner Precinct 4

*Toni Sellars*  
 Toni Sellars, Auditor

*Kelley Price*  
 Kelley Price, County Clerk



RECEIVED  
 MAY 19 2023



**WOOD COUNTY, TEXAS  
 RECAP OF FUNDS BY BANK ACCOUNTS  
 FOR THE MONTH ENDING FEBRUARY 28, 2023**

Fund	Beginning Cash Balance	Reclass	M-T-D Receipts	M-T-D Disbursements	Transfers	Ending Balance	BankTexas Quitman	Allocation of Cash			Total Cash	
								BankTexas CDARS	Non-Depository Banks	TexPool		
200 Road & Bridge CD Restricted	\$ 28,148.37											
233 Sheriff Forfeiture Fund	7,321.20	\$ 270.36										
401 Grants	8.10		\$10.76	\$0.00	\$0.00	28,159.49	28,159.49	0.00	\$0.00	\$0.00	\$28,159.49	
601 Interest and Sinking	68,089.64		\$0.00	\$0.00	-	7,321.20	7,321.20	0.00	0.00	0.00	7,321.20	
890 Pooled Funds	29,310,805.62		\$233.03	-\$8.10	-	0.00	0.00	0.00	0.00	0.00	0.00	
890 Pooled CDs	14,818,518.14		6,124,717.12	(2,155,130.54)	(10.07)	68,312.60	68,312.60	0.00	0.00	0.00	68,312.60	
895 Health Plan Fund	686,414.18		29,842.31	-	-	33,280,392.20	3,918.99	0.00	0.00	0.00	3,918.99	
895 Health Plan CDs	0.00		273,797.63	(144,525.37)	-	14,848,360.45	24,314,520.23	0.00	0.00	0.00	24,314,520.23	
898 MRP/DPC Clearing	13,360.76	(70.26)	-	-	-	815,686.44	14,352,533.07	0.00	0.00	64,393.61	8,965,871.97	68,312.60
District Clerk Clearing	30,825.00		5,527.24	(4,342.47)	-	0.00	558,135.71	0.00	495,827.38	0.00	8,965,871.97	33,280,392.20
JP1 Clearing	11,444.00		29,294.80	(31,070.00)	-	14,475.27	0.00	0.00	0.00	257,550.73	14,848,360.45	815,686.44
JP2 Clearing	10,396.90		8,398.00	(11,604.00)	-	29,049.80	14,475.27	0.00	0.00	0.00	0.00	0.00
JP3 Clearing	5,510.06		12,730.08	(9,952.00)	-	8,238.00	29,049.80	0.00	0.00	0.00	0.00	0.00
JP4 Clearing	5,455.50		6,605.73	(6,068.50)	-	13,174.98	8,238.00	0.00	0.00	0.00	0.00	14,475.27
Treasurer's Credit Card	0.00		6,049.50	(5,727.50)	-	6,047.29	13,174.98	0.00	0.00	0.00	0.00	29,049.80
Grand Total	\$ 44,996,297.47		\$ 6,497,206.20	\$ (2,368,436.15)	\$ (10.07)	\$ 49,124,987.55	\$ 39,341,343.66	\$ (0.00)	\$ 495,827.38	\$ 9,287,816.31	\$ 49,124,987.55	

FILED FOR RECORD  
 2023 JUN 27 AM 10:44  
 COUNTY CLERK, WOOD CO TX

**WOOD COUNTY, TEXAS**  
**COMBINED STATEMENT OF CASH ACCOUNTS ACTIVITY**  
**FOR THE YEAR-TO-DATE THROUGH FEBRUARY 28, 2023**

FUND CODE	FUND NAME	PRIOR-YEAR		REVISED		CURRENT-YEAR		TRANSFER		CASH BALANCE 2/28/2023
		CASH BALANCE 09/30/2022	RECLASSES	CASH BALANCE 9/30/2022	ECLA	RECEIPTS	DISBURSEMENTS	IN/(OUT)	Net Change	
<b>BUDGETED FUNDS</b>										
<b>OPERATING FUNDS</b>										
100	General	\$ 19,617,215.57	\$ 1,615.95	\$ 19,618,831.52		\$ 14,827,491.29	\$ (8,597,756.28)	\$ 8,803.06	\$ 6,238,538.07	\$ 25,857,369.59
200	Road and Bridge Fund	4,970,403.63	(187.79)	4,970,215.84		6,434,270.47	(2,271,889.31)	(53.06)	4,162,328.10	9,132,543.94
270	Tobacco Settlement Fund	125,573.89	-	125,573.89		-	-	-	-	125,573.89
	<b>Total Operating Funds</b>	<b>\$ 24,713,193.09</b>	<b>\$ 1,428.16</b>	<b>\$ 24,714,621.25</b>		<b>\$ 21,261,761.76</b>	<b>\$ (10,869,645.59)</b>	<b>\$ 8,750.00</b>	<b>\$ 10,400,866.17</b>	<b>\$ 35,115,487.42</b>
<b>SPECIAL REVENUE FUNDS</b>										
230	CC-Records Mgmt. & Preservation	1,013,931.16	-	1,013,931.16		61,470.98	(111,843.68)	0.00	(50,372.70)	963,558.46
231	General Records Mgmt. & Preservation	46,114.87	-	46,114.87		970.53	(7,746.46)	0.00	(6,775.93)	39,338.94
232	CC-Records Archive Fee	507,104.64	-	507,104.64		52,849.90	0.00	0.00	52,849.90	559,954.54
234	Courthouse Security	88,571.26	-	88,571.26		16,253.83	(659.40)	(8,750.00)	6,844.43	95,415.69
235	Hotel and Motel Tax	438,477.36	-	438,477.36		67,504.52	(50,964.71)	0.00	16,539.81	455,017.17
236	Child Welfare	2,127.00	-	2,127.00		1,828.08	(3,263.84)	0.00	(1,435.76)	691.24
238	Crime Victims Services	5,417.71	-	5,417.71		115.84	0.00	0.00	115.84	5,533.55
239	Justice Court Technology	55,842.65	(1,448.23)	54,394.42		3,370.20	(4,365.00)	0.00	(994.80)	53,399.62
240	DC-Records Mgmt & Preservation	37,962.33	-	37,962.33		14,115.79	(24,483.47)	0.00	(10,367.68)	27,594.65
241	JP Building Security Fee	4,948.16	-	4,948.16		954.26	(5,246.90)	0.00	(4,292.64)	655.52
242	Elections Special	98,535.39	-	98,535.39		4,064.40	0.00	0.00	4,064.40	102,599.79
243	Guardianship	79,772.07	-	79,772.07		4,554.84	0.00	0.00	4,554.84	84,326.91
244	CC-Technology	9,783.16	-	9,783.16		355.98	0.00	0.00	355.98	10,139.14
245	DC-Technology	26,835.77	-	26,835.77		668.11	0.00	0.00	668.11	27,503.88
246	DC-Records Archive Fee	1,268.72	-	1,268.72		333.76	0.00	0.00	333.76	1,602.48
247	DC-CT Records Preservation	1,333.18	-	1,333.18		214.53	0.00	0.00	214.53	1,547.71
260	Law Library	111,730.15	-	111,730.15		12,131.97	(2,077.00)	0.00	10,054.97	121,785.12
305	Constable Forfeiture	1,288.56	-	1,288.56		8.39	0.00	0.00	8.39	1,296.95
402	Election - CARES Grant	8,819,934.66	20.07	8,819,954.73		57,628.63	0.00	0.00	57,628.63	8,877,583.36
	<b>Total Special Revenue Funds</b>	<b>\$ 11,350,978.80</b>	<b>\$ (1,428.16)</b>	<b>\$ 11,349,550.64</b>		<b>\$ 299,394.54</b>	<b>\$ (210,650.46)</b>	<b>(8,750.00)</b>	<b>\$ 79,994.08</b>	<b>\$ 11,429,544.72</b>
<b>OTHER FUNDS</b>										
250	Right of Way	886,509.46	-	886,509.46		5,967.96	0.00	0.00	5,967.96	892,477.42
281	Community Supervision & Corr.	217,486.69	-	217,486.69		182,626.94	(226,466.54)	0.00	(43,842.60)	173,644.09
290	Juvenile Probation Department	(5,779.40)	-	(5,779.40)		141,227.64	(120,149.74)	0.00	21,077.90	15,298.50
892	Historical Commission	52,779.64	-	52,779.64		5,443.90	(1,729.17)	0.00	3,714.73	56,494.37
	<b>Total Other Funds</b>	<b>\$ 1,150,996.39</b>	<b>\$ -</b>	<b>\$ 1,150,996.39</b>		<b>\$ 335,266.44</b>	<b>\$ (348,348.45)</b>	<b>\$ 0.00</b>	<b>\$ (13,082.01)</b>	<b>\$ 1,137,914.38</b>
	<b>TOTAL BUDGETED FUNDS</b>	<b>\$ 37,215,168.28</b>	<b>\$ -</b>	<b>\$ 37,215,168.28</b>		<b>\$ 21,896,422.74</b>	<b>\$ (11,428,644.50)</b>	<b>\$ 0.00</b>	<b>\$ 10,467,778.24</b>	<b>\$ 47,682,946.52</b>
<b>NON-BUDGETED AND NON-COUNTY FUNDS</b>										
880	Treasurer's State Fees	54,157.35	-	54,157.35		128,466.15	(160,850.84)	0.00	(32,384.69)	21,772.66
891	Payroll Fund	(0.00)	-	(0.00)		0.04	424,033.43	0.00	424,033.47	424,033.47
	<b>TOTAL NON-BUDGETED FUNDS</b>	<b>\$ 54,157.35</b>	<b>\$ -</b>	<b>\$ 54,157.35</b>		<b>\$ 128,466.19</b>	<b>\$ 263,182.59</b>	<b>\$ -</b>	<b>\$ 391,648.78</b>	<b>\$ 445,806.13</b>
	<b>TOTAL CASH IN POOLED ACCOUNTS</b>	<b>\$ 37,269,325.63</b>	<b>\$ -</b>	<b>\$ 37,269,325.63</b>		<b>\$ 22,024,888.93</b>	<b>\$ (11,165,461.91)</b>	<b>\$ 0.00</b>	<b>\$ 10,859,427.02</b>	<b>\$ 48,128,752.65</b>
<b>CASH IN BANK - POOLED CASH ACCOUNTS</b>										
890	AP Pooled Cash	1,909,978.19	-	1,909,978.19		1,693.29	(4,654,696.81)	4,000,000.00	(653,003.52)	1,256,974.67
890	Payroll Pooled Cash	1,262,391.59	-	1,262,391.59		1,327.43	(6,261,513.71)	5,750,000.00	(510,186.28)	752,205.31
890	Deposits Pooled Cash	10,499,955.27	-	10,499,955.27		21,797,976.37	(242,761.39)	(9,754,000.00)	11,801,214.98	22,301,170.25
890	CD Investments	14,272,067.24	-	14,272,067.24		80,465.83	0.00	0.00	80,465.83	14,352,533.07
890	CD Non-Depository	493,567.44	-	493,567.44		2,259.94	0.00	0.00	2,259.94	495,827.38
890	CDARS Investments	(0.00)	-	(0.00)		0.00	0.00	0.00	0.00	(0.00)
890	TexPool Pooled Investments	8,824,705.90	-	8,824,705.90		141,166.07	0.00	0.00	141,166.07	8,965,871.97
890	Jury Pooled Cash	6,660.00	-	6,660.00		0.00	(6,490.00)	4,000.00	(2,490.00)	4,170.00
	<b>TOTAL CASH IN BANK - POOLED CASH ACCOUNTS</b>	<b>\$ 37,269,325.63</b>	<b>\$ -</b>	<b>\$ 37,269,325.63</b>		<b>\$ 22,024,888.93</b>	<b>\$ (11,165,461.91)</b>	<b>\$ 0.00</b>	<b>\$ 10,859,427.02</b>	<b>\$ 48,128,752.65</b>

FILED FOR RECORD  
 JUN 27 AM 10:41  
 COUNTY CLERK, WOOD CO TX

FUND CODE	FUND NAME	PRIOR-YEAR		REVISED		CURRENT-YEAR		TRANSFER IN/(OUT)	Net Change	CASH BALANCE 2/28/2023
		CASH BALANCE 9/30/2022	RECLASSES	CASH BALANCE 9/30/2022	ECLA	RECEIPTS	DISBURSEMENTS			
<b>CASH IN BANK - NON POOLED CASH ACCOUNTS - NON-BUDGETED</b>										
<b>BANKTEXAS ACCOUNTS</b>										
200	Road & Bridge CD RRC Restricted	\$ 28,106.43	\$ 0.36	\$ 28,106.79	\$	52.70	\$ -	\$ -	\$ 52.70	\$ 28,159.49
233	Sheriff's Forfeiture Fund (Budgeted)	7,321.20	-	7,321.20	\$	-	\$ -	\$ -	\$ -	7,321.20
401	Grant Fund	0.00	-	0.00	\$	21,849.95	\$ (21,849.95)	\$ -	\$ 0.00	0.00
601	Interest & Sinking	3,572.00	-	3,572.00	\$	357.06	\$ -	\$ (10.07)	\$ 346.99	3,918.99
895	Health Plan	707,858.45	-	707,858.45	\$	1,354,384.54	\$ (1,504,107.28)	\$ -	\$ (149,722.74)	558,135.71
895	Health Plan CD	0.00	-	0.00	\$	-	\$ -	\$ -	\$ -	0.00
895	Health Plan CDARS	0.00	-	0.00	\$	-	\$ -	\$ -	\$ -	-
898	MRP/DPC Clearing	17,786.75	\$ (457.62)	17,329.13	\$	25,482.63	\$ (28,336.49)	\$ -	\$ (2,853.86)	14,475.27
	District Clerk Clearing	26,541.81	-	26,541.81	\$	164,448.26	\$ (161,940.27)	\$ -	\$ 2,507.99	29,049.80
	JP1 Clearing	15,346.20	-	15,346.20	\$	55,395.38	\$ (62,503.58)	\$ -	\$ (7,108.20)	8,238.00
	JP2 Clearing	35,802.15	-	35,802.15	\$	62,398.67	\$ (85,025.84)	\$ -	\$ (22,627.17)	13,174.98
	JP3 Clearing	6,517.30	-	6,517.30	\$	30,830.02	\$ (31,300.03)	\$ -	\$ (470.01)	6,047.29
	JP4 Clearing	4,631.00	-	4,631.00	\$	32,130.57	\$ (30,984.07)	\$ -	\$ 1,146.50	5,777.50
	Treasurer's Credit Card	0.00	-	0.00	\$	15.09	\$ (22.76)	\$ -	\$ (7.67)	(7.67)
	<b>TOTAL BANKTEXAS - NON POOLED CASH ACCOUNTS</b>	<b>\$ 853,483.29</b>	<b>\$ (457.26)</b>	<b>\$ 853,026.03</b>	<b>\$</b>	<b>1,747,344.87</b>	<b>\$ (1,926,070.27)</b>	<b>\$ (10.07)</b>	<b>\$ (178,735.47)</b>	<b>\$ 674,290.56</b>
<b>TEXPOOL ACCOUNTS</b>										
601	Interest & Sinking	63,379.75	0.00	63,379.75	\$	1,013.86	0.00	0.00	1,013.86	64,393.61
895	Health Plan	253,495.69	0.00	253,495.69	\$	4,055.04	0.00	0.00	4,055.04	257,550.73
	<b>TOTAL TEXPOOL - NON POOLED CASH ACCOUNTS</b>	<b>\$ 316,875.44</b>	<b>\$ -</b>	<b>\$ 316,875.44</b>	<b>\$</b>	<b>5,068.90</b>	<b>\$ 0.00</b>	<b>\$ 0.00</b>	<b>\$ 5,068.90</b>	<b>\$ 321,944.34</b>
<b>TOTAL CASH IN BANK - NON POOLED CASH ACCOUNTS</b>										
		<b>\$ 1,170,358.73</b>	<b>\$ (457.26)</b>	<b>\$ 1,169,901.47</b>	<b>\$</b>	<b>1,752,413.77</b>	<b>\$ (1,926,070.27)</b>	<b>\$ (10.07)</b>	<b>\$ (173,666.57)</b>	<b>\$ 996,234.90</b>
<b>TOTAL CASH IN BANK - ALL TREASURER'S ACCOUNTS</b>										
		<b>\$ 38,439,684.36</b>	<b>\$ (457.26)</b>	<b>\$ 38,439,227.10</b>	<b>\$</b>	<b>23,777,302.70</b>	<b>\$ (13,091,532.18)</b>	<b>\$ (10.07)</b>	<b>\$ 10,685,760.45</b>	<b>\$ 49,124,987.55</b>
Miscellaneous Information										
Indebtedness as of 9/30/2022: \$0.00 Certificate of Obligation: None										
RB Line of Credit-Railroad Commission \$25,000 CD Secured - Current Balance Available \$28,084										
	Bank Texas (including CDARS and ICS)					\$ 39,341,343.86				
	Non-Depository Investments					\$ 495,827.38				
	TexPool:					\$ 9,287,816.31				
	<b>Total</b>					<b>\$ 49,124,987.55</b>				
Bank Texas Interest Income: \$ 34,103.54										
Certificates of Deposit: 82,778.83										
CDARS Interest Income: 0.00										
TexPool Interest Income: 146,234.70										
<b>Total Interest Income \$ 263,117.07</b>										

I, Daphne Carter, County Treasurer, in and for the County of Wood, State of Texas, do hereby present the February 2023 Statement of Cash Accounts Activity, the attached Treasurer's Report of Cash Receipts and Disbursements, and the Report of Securities as true and correct statements, to the best of my knowledge, of accounts under the control of Wood County Treasurer and furthermore state that the fund balances are on deposit earning interest in accordance with the Wood County Investment Policy earning interest in accordance with the Wood County Depository Contract.

Presented, examined, and accepted at the regular term of Commissioners Court on this the 13 day of June 2023.

Daphne Carter  
Daphne Carter, Wood County Treasurer

Kevin White  
Kevin White, County Judge

Virgil Holland, Jr.  
Virgil Holland, Jr. Commissioner Precinct 1


Jerry Gaskill  
Jerry Gaskill, Commissioner Precinct 2

Mike Simmons  
Mike Simmons, Commissioner Precinct 3

Russell Abker  
Russell Abker, Commissioner Precinct 4

Tom Sellars  
Tom Sellars, Auditor

Kelley Price  
Kelley Price, County Clerk



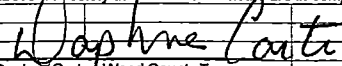
**WOOD COUNTY, TEXAS**  
**RECAP OF FUNDS BY BANK ACCOUNTS**  
**FOR THE YEAR-TO-DATE ENDING February 28, 2022**

Fund	Beginning Cash Balance	Reclass	Y-T-D Receipts	Y-T-D Disbursements	Transfers	Ending Balance	BankTexas Quitman	Allocation of Cash			Total Cash
								BankTexas CDARS	Non-Depository Banks	TexPool	
200 Road & Bridge CD Restricted	\$ 28,106.43	\$ 0.36	\$52.70	\$0.00	\$0.00	\$28,159.49	\$28,159.49	\$0.00	\$0.00	\$0.00	\$28,159.49
233 Sheriff Forfeiture Fund	7,321.20	\$ -	\$0.00	\$0.00	\$0.00	7,321.20	\$7,321.20	\$0.00	\$0.00	\$0.00	\$7,321.20
401 Texas Comm. Dev. Program	0.00	\$ -	\$21,849.95	-\$21,849.95	\$0.00	0.00	\$0.00	\$0.00	\$0.00	\$0.00	\$0.00
601 Interest and Sinking	66,951.75	\$ -	\$1,370.92	\$0.00	-\$10.07	68,312.60	\$3,918.99	\$0.00	\$0.00	\$64,393.61	\$68,312.60
890 Pooled Funds	22,503,690.95	\$ -	\$21,942,163.16	-\$11,165,461.91	\$0.00	33,280,392.20	\$24,314,520.23	\$0.00	\$0.00	\$8,965,871.97	\$33,280,392.20
890 Pooled CDs	14,765,634.68	\$ -	\$82,725.77	\$0.00	\$0.00	14,848,360.45	\$14,352,533.07	\$0.00	\$495,827.38	\$0.00	\$14,848,360.45
895 Health Plan Fund	961,354.14	\$ -	\$1,358,439.58	-\$1,504,107.28	\$0.00	815,686.44	\$558,135.71	\$0.00	\$0.00	\$257,550.73	\$815,686.44
895 Health Plan CDs	0.00	\$ -	\$0.00	\$0.00	\$0.00	0.00	\$0.00	\$0.00	\$0.00	\$0.00	\$0.00
898 MRP/DPC Clearing	17,786.75	\$ (457.62)	\$25,482.63	-\$28,336.49	\$0.00	14,475.27	\$14,475.27	\$0.00	\$0.00	\$0.00	\$14,475.27
District Clerk Clearing	26,541.81	\$ -	\$164,448.26	-\$161,940.27	\$0.00	29,049.80	\$29,049.80	\$0.00	\$0.00	\$0.00	\$29,049.80
JP1 Clearing	15,346.20	\$ -	\$55,395.38	-\$62,503.58	\$0.00	8,238.00	\$8,238.00	\$0.00	\$0.00	\$0.00	\$8,238.00
JP2 Clearing	35,802.15	\$ -	\$62,398.67	-\$85,025.84	\$0.00	13,174.98	\$13,174.98	\$0.00	\$0.00	\$0.00	\$13,174.98
JP3 Clearing	8,517.30	\$ -	\$30,830.02	-\$31,300.03	\$0.00	6,047.29	\$6,047.29	\$0.00	\$0.00	\$0.00	\$6,047.29
JP4 Clearing	4,631.00	\$ -	\$32,130.57	-\$30,984.07	\$0.00	5,777.50	\$5,777.50	\$0.00	\$0.00	\$0.00	\$5,777.50
Treasurer's Credit Card	0.00	\$ -	\$15.09	-\$22.76	\$0.00	(7.67)	-\$7.67	\$0.00	\$0.00	\$0.00	-\$7.67
Grand Total	\$ 38,439,684.36		\$ 23,777,302.70	-\$13,091,532.18	\$ (10.07)	\$ 49,124,987.55	\$ 39,341,343.86	\$ (0.00)	\$ 495,827.38	\$ 9,287,816.31	\$ 49,124,987.55
	\$ -		0.00	0.00	0.00		\$ -	\$ -	\$ -	\$ -	\$ -

FILED FOR RECORD  
 2023 JUN 27 AM 10:41  
 KELLEY PRICE  
 COUNTY CLERK, WOOD COUNTY, TX

WOOD COUNTY, TEXAS

INVESTMENT ACTIVITY FOR FEBRUARY 28, 2023

02/28/2023												Accumulated				
												Accrued				
CD ID	Description	Bank	Acct	Rate History	Intere	Maturity Date	Original Principal	Current Balance	01/31/2023	Purchases/Deposits	Interest Credited	Withdrawals	Current Balance	02/28/2023	This Month's	Accumulated
												Unpaid Interest	Unpaid Interest			
16	*7485 DPC 12 MONTH	BTH	DPC	3.94%		11/10/2023	\$ 500,000.00	\$ 558,039.23			5541.86		\$ 563,581.09	\$ -	\$ -	
17	*7507 DPC 12 MONTH	BTH	DPC	3.94%		11/10/2023	250,000.00	279,019.62			2770.93		281,790.55	0.00	0.00	
58	*182 DPC 365 DAY	CNB	DPC	1.85%		10/15/2023	124,200.00	122,423.87			0		122,423.87	0.00	0.00	
59	*183 DPC 365 DAY	CNB	DPC	1.85%		10/15/2023	124,200.00	120,781.75			0		120,781.75	0.00	0.00	
60	*884 DPC 365 DAY	FNBW	DPC	1.24%		10/16/2023	117,500.00	126,310.88			0		126,310.88	0.00	0.00	
61	*885 DPC 365 DAY	FNBW	DPC	1.24%		10/16/2023	117,500.00	126,310.88			0		126,310.88	0.00	0.00	
123	CD 24 month	BTH	DPC	2.00%		08/13/2024	500,000.00	561,650.62			954.04		562,604.66	0.00	0.00	
124	CD 24 month	BTH	DPC	2.00%		08/13/2024	500,000.00	561,650.62			954.04		562,604.66	0.00	0.00	
211	CD 12 month	BTH	DPC	2.02%		10/03/2023	500,002.00	525,629.65			901.78		526,531.43	0.00	0.00	
212	CD 12 month	BTH	DPC	2.02%		10/03/2023	500,003.00	525,630.69			901.79		526,532.48	0.00	0.00	
214	CD 12 month	BTH	DPC	0.15%		10/31/2023	500,003.00	522,240.40			0		522,240.40	0.00	0.00	
215	CD 12 month	BTH	DPC	3.94%		11/06/2022	850,003.00	875,022.25			8689.81		883,712.06	0.00	0.00	
218	CD 12 month	BTH	DPC	2.00%		08/21/2023	875,000.00	906,028.70			1539		907,567.70	0.00	0.00	
219	CD 12 month	BTH	DPC	2.00%		08/21/2023	875,001.00	906,029.70			1539.01		907,568.71	0.00	0.00	
220	CD 12 month	BTH	DPC	0.45%		04/08/2023	850,004.00	864,286.48			330.32		864,616.80	0.00	0.00	
221	CD 12 month	BTH	DPC	0.45%		04/08/2023	850,005.00	864,287.51			330.32		864,617.83	0.00	0.00	
222	CD 12 month	BTH	DPC	0.45%		05/07/2023	850,006.00	864,107.54			330.26		864,437.80	0.00	0.00	
223	CD 12 month	BTH	DPC	0.45%		05/07/2023	500,004.00	513,043.08			196.08		513,239.16	0.00	0.00	
224	CD 12 month	BTH	DPC	0.45%		06/10/2023	850,007.00	863,778.34			330.13		864,108.47	0.00	0.00	
225	CD 12 month	BTH	DPC	0.45%		06/10/2023	500,005.00	512,850.07			196.01		513,046.08	0.00	0.00	
226	CD 12 month	BTH	DPC	0.45%		07/10/2023	850,008.00	863,056.81			329.86		863,386.67	0.00	0.00	
227	CD 12 month	BTH	DPC	0.45%		07/10/2023	500,006.00	512,686.73			195.94		512,882.67	0.00	0.00	
228A	CD 12 month	BTH	DPC	2.00%		08/20/2023	850,009.00	865,380.82			1469.96		866,850.78	0.00	0.00	
229	CD 12 month	BTH	DPC	2.00%		08/20/2023	850,010.00	865,381.83			1469.96		866,851.79	0.00	0.00	
230	CD 24 month	BTH	DPC	2.00%		08/20/2023	500,007.00	512,890.07			871.21		513,761.28	0.00	0.00	
Restricted	RB CD *1703 RRC	BTH*	DPC	0.45%		03/26/2023	25,000.00	28,148.37			10.40		28,158.77	0.00	0.00	
<b>Total CDs</b>							\$ 14,308,483.00	\$ 14,846,666.51	\$ -	\$ 29,852.71	\$ -	\$ 14,876,519.22	\$ -	\$ -		
<b>TEXPOOL</b>							WAM	156						(0.00)		
Deposit Pooled Cash		TxP	DPC					\$ 8,935,033.99	\$ -	\$ 30,837.98	\$ -	\$ -	\$ 8,965,871.97	n/a	n/a	
Interest & Sinking		TxP	I&S					64,172.16	0.00	221.45	0.00	0.00	64,393.61	n/a	n/a	
Health Plan		TxP	HP					256,664.86	0.00	885.87	0.00	0.00	257,550.73	n/a	n/a	
<b>Total Pools</b>								\$ 9,255,871.01	\$ -	\$ 31,945.30	\$ -	\$ -	\$ 9,287,816.31			
<b>Insured Cash Sweeps Accounts</b>																
Deposit Pooled Cash		BTH*			Daily	n/a		14,939,837.63	\$ 5,838,937.94	\$ 6,735.54	\$ (364,921.04)		20,420,590.07	n/a	n/a	
Accounts Payable Cash		BTH*			Daily	n/a		109.84	1,311,785.02	379.53	(757,001.31)		555,273.08	n/a	n/a	
Payroll Cash		BTH*			Daily	n/a		155.23	1,382,509.15	280.83	(1,209,234.25)		173,710.96	n/a	n/a	
Health Plan		BTH*			Daily	n/a		285,004.30	0.00	68.16	(108,461.96)		176,610.50	n/a	n/a	
<b>Total Sweeps</b>								\$ 10,396,588.62	\$ 8,533,232.11	\$ 7,464.06	\$ (2,439,618.56)		21,326,184.61			
<b>Total Investments</b>							Total WAM days	95	\$ 34,499,126.14	\$ 8,533,232.11	\$ 69,262.07	\$ (2,439,618.56)	\$ 45,490,520.14	\$ -	\$ -	
												<b>Investments By Type</b>				
												BT - Traditional CD	\$ 14,352,533.07	31.55%		
												BT - CDARS		0.00%		
												Non-Depository CD	495,827.38	1.09%		
												BT-Restricted CD	28,158.77	0.06%		
												BT-ICS *	21,326,184.61	46.88%		
												Money Market Accts	0.00	0.00%		
												Pools	9,287,816.31	20.42%		
												<b>Total</b>	\$ 45,490,520.14	100.00%		
													0.00			
												* Does not include in-transit items which can be either positive or negative.				
<b>Note</b> BT* - BankTexas is the county's placement bank for both CDARS and ICS accounts into other FDIC covered banks. For bank details use Supplement Investment Schedule.																
I hereby submit the above report in addition to attached Supplement Investment Schedule as the written report of investment transactions for all invested funds held by Wood County Treasurer for period shown above and certify that these investments are in compliance with the local investment policy and Public Funds Investment Act.																
																
Daphne Carter, Wood County Treasurer Wood County Investment Officer (T) Daphne Investment 2023																

RECEIVED  
 CLERK  
 WOOD COUNTY  
 FEB 28 2023  
 11:00 AM