

WOOD COUNTY, TEXAS
COMBINED STATEMENT OF CASH ACCOUNTS ACTIVITY
FOR THE MONTH ENDING JANUARY 31, 2023

FUND CODE	FUND NAME	CASH BALANCE		RECEIPTS	DISBURSEMENTS	TRANSFER IN/(OUT)	Net Change	CASH BALANCE
		12/31/22						
BUDGETED FUNDS								
OPERATING FUNDS								
100	General	\$ 20,041,351.37	\$ 1,448.23	\$ 4,436,704.14	\$ (1,237,799.39)	\$ 1,760.76	\$ 3,200,665.51	\$ 23,243,465.11
200	Road and Bridge Fund	5,941,258.06	0.00	2,141,513.28	(337,125.78)	(10.76)	1,804,376.74	7,745,634.80
270	Tobacco Settlement Fund	125,573.89		0.00	0.00	0.00	0.00	125,573.89
	Total Operating Funds	\$ 26,108,183.32		\$ 6,578,217.42	\$ (1,574,925.17)	\$ 1,750.00	\$ 5,005,042.25	\$ 31,114,673.80
SPECIAL REVENUE FUNDS								
230	CC-Records Mgmt. & Preservation	1,039,876.17		11,531.48	(48,981.18)	0.00	(37,449.70)	1,002,426.47
231	General Records Mgmt. & Preservation	46,131.16		192.30	(7,054.95)	0.00	(6,862.65)	39,268.51
232	CC-Records Archive Fee	541,183.27		10,096.49	0.00	0.00	10,096.49	551,279.76
234	Courthouse Security	93,289.72		2,907.46	(109.90)	(1,750.00)	1,047.56	94,337.28
235	Hotel and Motel Tax	445,012.45		6,266.61	(2,440.70)	0.00	3,825.91	448,838.36
236	Child Welfare	2,415.99		596.42	(322.91)	0.00	273.51	2,689.50
238	Crime Victims Services	5,507.65		17.34	0.00	0.00	17.34	5,524.99
239	Justice Court Technology	55,272.31	(1,448.23)	458.40	(727.50)	0.00	(269.10)	53,554.98
240	DC-Records Mgmt & Preservation	26,082.89		1,736.11	(6,398.37)	0.00	(4,662.26)	21,420.63
241	JP Building Security Fee	360.09		117.76	0.00	0.00	117.76	477.85
242	Elections Special	99,413.67		3,027.28	0.00	0.00	3,027.28	102,440.95
243	Guardianship	82,617.27		710.44	0.00	0.00	710.44	83,327.71
244	CC-Technology	10,022.44		43.30	0.00	0.00	43.30	10,065.74
245	DC-Technology	27,316.74		96.99	0.00	0.00	96.99	27,413.73
246	DC-Records Archive Fee	1,563.74		11.80	0.00	0.00	11.80	1,575.54
247	DC-CT Records Preservation	1,528.31		4.78	0.00	0.00	4.78	1,533.09
260	Law Library	117,792.67		2,390.24	(298.00)	0.00	2,092.24	119,884.91
305	Constable Forfeiture	1,293.22		1.73	0.00	0.00	1.73	1,294.95
402	American Rescue	8,852,042.18	0.00	11,797.48	0.00	0.00	11,797.48	8,863,839.66
	Total Special Revenue Funds	\$ 11,448,723.94		\$ 52,004.41	\$ (66,333.51)	(\$1,750.00)	\$ (16,079.10)	\$ 11,431,196.61
OTHER FUNDS								
250	Right of Way	889,815.14		1,274.42	0.00	0.00	1,274.42	891,089.56
281	Community Supervision & Corr.	200,795.33		20,643.77	(37,680.97)	0.00	(17,037.20)	183,758.13
290	Juvenile Probation Department	2,559.98		41,490.00	(18,508.68)	0.00	22,981.32	25,541.30
892	Historical Commission	56,994.26		149.67	(283.42)	0.00	(133.75)	56,860.51
	Total Other Funds	\$ 1,150,164.71		\$ 63,557.86	\$ (56,473.07)	\$ -	\$ 7,084.79	\$ 1,157,249.50
	TOTAL BUDGETED FUND	\$ 38,707,071.97		\$ 6,693,779.69	\$ (1,697,731.75)	\$ -	\$ 4,996,047.94	\$ 43,703,119.91
NON-BUDGETED AND NON-COUNTY FUNDS								
860	Treasurer's State Fees	63,505.18		17,614.26	(80,922.73)	0.00	(63,308.47)	196.71
891	Payroll Fund	444,135.20		0.00	(18,128.06)	0.00	(18,128.06)	426,007.14
	TOTAL NON-BUDGETED FUNDS	\$ 507,640.38		\$ 17,614.26	\$ (99,050.79)	\$ -	\$ (81,436.53)	\$ 426,203.85
	TOTAL CASH IN POOLED ACCOUNTS	\$ 39,214,712.35		\$ 6,711,393.95	\$ (1,796,782.54)	\$ -	\$ 4,914,611.41	\$ 44,129,323.76
		0.00					0.00	0.00
CASH IN BANK - POOLED CASH ACCOUNTS								
890	AP Pooled Cash	1,025,112.37		109.84	(560,539.50)	1,500,000.00	939,570.34	1,964,682.71
890	Payroll Pooled Cash	1,438,403.87		155.23	(1,233,313.04)	1,750,000.00	516,842.19	1,955,246.06
890	Deposits Pooled Cash	13,040,414.90		6,664,297.96	0.00	(3,254,000.00)	3,410,297.96	16,450,712.86
890	CD Investments	14,309,869.76		12,821.00	0.00	0.00	12,821.00	14,322,690.76
890	CD Non-Depository	493,910.25		1,917.13	0.00	0.00	1,917.13	495,827.38
890	CDARS Investments	(0.00)		0.00	0.00	0.00	0.00	(0.00)
890	TexPool Pooled Investments	8,902,941.20		32,092.79	0.00	0.00	32,092.79	8,935,033.99
890	Jury Pooled Cash	4,060.00		0.00	(2,930.00)	4,000.00	1,070.00	5,130.00
	TOTAL CASH IN BANK - POOLED CASH ACCOUNTS	\$ 39,214,712.35		\$ 6,711,393.95	\$ (1,796,782.54)	\$ 0.00	\$ 4,914,611.41	\$ 44,129,323.76
		0.00		0.00	0.00	0.00	0.00	0.00

FILED FOR RECORD
 2023 JUN 27 AM 10:41
 VALLEY PRIDE
 COUNTY CLERK, WOOD CO. TX

FUND CODE	FUND NAME	CASH BALANCE		RECEIPTS	DISBURSEMENTS	TRANSFER IN/(OUT)	Net Change	CASH BALANCE	
		12/31/2022						01/31/23	
CASH IN BANK - NON POOLED CASH ACCOUNTS - NON-BUDGETED, NON-CC									
BANKTEXAS ACCOUNTS									
200	Road & Bridge CD RRC Restricted	\$ 28,137.97		\$ 10.40	\$0.00	\$0.00	\$10.40	\$ 28,148.37	
233	Sheriff's Forfeiture Fund (Budgeted)	7,321.20		0.00	0.00	-	0.00	7,321.20	
401	Grant Fund	0.00		8.10	0.00	0.00	8.10	8.10	
601	Interest & Sinking	3,725.01		192.47	0.00	0.00	192.47	3,917.48	
895	Health Plan	532,880.91		235,409.49	(338,541.08)	0.00	(103,131.59)	429,749.32	
895	Health Plan CD	0.00		0.00	0.00	0.00	0.00	0.00	
895	Health Plan CDARS	0.00		0.00	0.00	0.00	0.00	0.00	
898	MRP/DPC Clearing	11,012.41	0.00	5,881.79	(3,533.44)	0.00	2,348.35	13,360.76	
	District Clerk Clearing	30,766.99		31,851.00	(31,792.99)	0.00	58.01	30,825.00	
	JP1 Clearing	9,130.00		12,056.00	(9,742.00)	0.00	2,314.00	11,444.00	
	JP2 Clearing	9,237.86		10,415.90	(9,256.86)	0.00	1,159.04	10,396.90	
	JP3 Clearing - CNB	3,628.04		5,824.52	(3,942.50)	0.00	1,882.02	5,510.06	
	JP4 Clearing	4,593.00		5,450.50	(4,588.00)	0.00	862.50	5,455.50	
	Treasurer's Credit Card	0.00		7.54	(7.54)	0.00	0.00	0.00	
	TOTAL BANKTEXAS - NON POOLED CASH ACCOUNTS	\$ 640,433.39		\$ 307,107.71	\$ (401,404.41)	\$0.00	(\$94,296.70)	\$ 546,136.69	
TEXPOOL ACCOUNTS									
601	Interest & Sinking	63,941.69		230.47	0.00	0.00	230.47	64,172.16	
895	Health Plan	255,742.97	0.00	921.89	0.00	0.00	921.89	256,664.86	
	TOTAL TEXPOOL - NON POOLED CASH ACCOUNTS	\$319,884.66		\$1,152.36	\$0.00	\$0.00	\$ 1,152.36	\$ 320,837.02	
	TOTAL CASH IN BANK - NON POOLED CASH ACCOUNTS	\$ 960,118.05		\$ 308,260.07	\$ (401,404.41)	\$0.00	\$ (93,144.34)	\$ 866,973.71	
	TOTAL CASH IN BANK - ALL TREASURER'S ACCOUNTS	\$ 40,174,830.40		\$ 7,019,654.02	\$ (2,198,186.95)	\$0.00	\$ 4,821,467.07	\$ 44,996,297.47	

Miscellaneous Information 0.00
 Indebtedness as of 1/31/2023: \$0.00 Certificate of Obligation: None
 RB Line of Credit-Railroad Commission \$25,000 CD Secured - Current Balance Available \$28,084

Bank Texas (including CDARS and ICS)	\$ 35,244,599.08	
Non-Depository Investments	495,827.38	
TexPool:	9,255,871.01	
Total	\$ 44,996,297.47	0.00
Bank Texas Interest Income: Interest Rate .50%-3.92%	\$ 7,727.76	
Certificates of Deposit: Interest Rates Varies	14,748.89	
CDARS Interest Income	0.00	
TexPool Interest Income: Interest Rate 3.98%	33,245.15	
Total Interest Income	\$ 55,721.80	0.00

I, Daphne Carter, County Treasurer, in and for the County of Wood, State of Texas, do hereby present the January 2023 Statement of Cash Accounts Activity, the attached Treasurer's Report of Cash Receipts and Disbursements, and the Report of Securities as true and correct statements, to the best of my knowledge, of accounts under the control of Wood County Treasurer and furthermore state that the fund balances are on deposit earning interest in accordance with the Wood County Investment Policy earning interest in accordance with the Wood County Depository Contract.

Presented, examined, and accepted at the regular term of Commissioners Court on this the 13 day of June, 2023.

Daphne Carter
 Daphne Carter, Wood County Treasurer

Kevin White
 Kevin White, County Judge

Virgil Holland, Jr.
 Virgil Holland, Jr. Commissioner Precinct 1

Jerry Gaskill
 Jerry Gaskill, Commissioner Precinct 2


Mike Simmons
 Mike Simmons, Commissioner Precinct 3

Russel Acker
 Russel Acker, Commissioner Precinct 4

Tenji Sellars
 Tenji Sellars, Auditor

Kelley Price
 Kelley Price, County Clerk

RECEIVED
 MAY 10 2023
 May 10 2023



**WOOD COUNTY, TEXAS
 RECAP OF FUNDS BY BANK ACCOUNTS
 FOR THE MONTH ENDING JANUARY 31, 2023**

Fund	Beginning Cash Balance	Reclass	M-T-D Receipts	M-T-D Disbursements	Transfers	Ending Balance	BankTexas Quitman	Allocation of Cash			Total Cash
								BankTexas CDARS	Non-Depository Banks	TexPool	
200 Road & Bridge CD Restricted	\$ 28,137.97		\$10.40	\$0.00	\$0.00	\$ 28,148.37	28,148.37	0.00	\$0.00	\$0.00	\$28,148.37
233 Sheriff Forfeiture Fund	7,321.20		\$0.00	\$0.00	-	7,321.20	7,321.20	0.00	0.00	0.00	7,321.20
401 Grants	0.00		\$8.10	\$0.00	-	8.10	8.10	0.00	0.00	0.00	8.10
601 Interest and Sinking	67,666.70		\$422.94	\$0.00	-	68,089.64	3,917.48	0.00	0.00	0.00	68,089.64
890 Pooled Funds	24,410,932.34		6,696,655.82	(1,796,782.54)	-	29,310,805.62	20,375,771.63	0.00	0.00	64,172.16	29,310,805.62
890 Pooled CDs	14,803,780.01		14,738.13	-	-	14,818,518.14	14,322,690.76	0.00	0.00	8,935,033.99	14,818,518.14
895 Health Plan Fund	788,623.88		236,331.38	(338,541.08)	-	686,414.18	429,749.32	0.00	495,827.38	0.00	686,414.18
895 Health Plan CDs	0.00		-	-	-	0.00	0.00	0.00	0.00	256,664.86	0.00
898 MRP/DPC Clearing	11,012.41	0.00	5,881.79	(3,533.44)	-	13,360.76	13,360.76	0.00	0.00	0.00	13,360.76
District Clerk Clearing	30,766.99		31,851.00	(31,792.99)	-	30,825.00	30,825.00	0.00	0.00	0.00	30,825.00
JP1 Clearing	9,130.00		12,056.00	(9,742.00)	-	11,444.00	11,444.00	0.00	0.00	0.00	11,444.00
JP2 Clearing	9,237.86		10,415.90	(9,256.86)	-	10,396.90	10,396.90	0.00	0.00	0.00	10,396.90
JP3 Clearing	3,628.04		5,824.52	(3,942.50)	-	5,510.06	5,510.06	0.00	0.00	0.00	5,510.06
JP4 Clearing	4,593.00		5,450.50	(4,588.00)	-	5,455.50	5,455.50	0.00	0.00	0.00	5,455.50
Treasurer's Credit Card	0.00		15.55	(7.55)	0.00	0.00	0.00	0.00	0.00	0.00	0.00
Grand Total	\$ 40,174,830.40		\$ 7,019,662.03	\$ (2,198,186.96)	\$ -	\$ 44,996,297.47	\$ 35,244,599.08	\$ (0.00)	\$ 495,827.38	\$ 9,255,871.01	\$ 44,996,297.47

FILED FOR RECORD
 2023 JUN 27 AM 10:40
 TALLEY PRICE
 COUNTY CLERK, WOOD CO TX

**WOOD COUNTY, TEXAS
COMBINED STATEMENT OF CASH ACCOUNTS ACTIVITY
FOR THE YEAR-TO-DATE THROUGH JANUARY 31, 2023**

FUND CODE	FUND NAME	CASH BALANCE 09/30/2022	PRIOR-YEAR	REVISED	CURRENT-YEAR		TRANSFER IN/(OUT)	Net Change	CASH BALANCE 1/31/2023
			RECLASSSES	CASH BALANCE 9/30/2022	ECLA	RECEIPTS			
BUDGETED FUNDS									
OPERATING FUNDS									
100	General	\$ 19,617,215.57	\$ 1,615.95	\$ 19,618,831.52	\$ 10,626,964.88	\$ (7,009,373.59)	\$ 7,042.30	\$ 3,624,633.59	\$ 23,243,465.11
200	Road and Bridge Fund	4,970,403.63	(187.79)	4,970,215.84	4,611,423.68	(1,835,962.42)	(42.30)	(102,147.37)	7,745,634.80
270	Tobacco Settlement Fund	125,573.89	-	125,573.89	-	-	-	-	125,573.89
	Total Operating Funds	\$ 24,713,193.09	\$ 1,428.16	\$ 24,714,621.25	\$ 15,238,388.56	\$ (8,845,336.01)	\$ 7,000.00	\$ 3,522,486.22	\$ 31,114,673.80
SPECIAL REVENUE FUNDS									
230	CC-Records Mgmt. & Preservation	1,013,931.16	-	1,013,931.16	50,954.81	(62,457.50)	0.00	(11,502.69)	1,002,428.47
231	General Records Mgmt. & Preservation	46,114.87	-	46,114.87	845.15	(7,691.51)	0.00	(6,846.36)	39,268.51
232	CC-Records Archive Fee	507,104.64	-	507,104.64	44,175.12	0.00	0.00	44,175.12	551,279.76
234	Courthouse Security	88,571.26	-	88,571.26	13,315.52	(549.50)	(7,000.00)	5,766.02	94,337.28
235	Hotel and Motel Tax	438,477.36	-	438,477.36	49,968.93	(39,607.93)	0.00	10,361.00	448,838.36
236	Child Welfare	2,127.00	-	2,127.00	1,826.34	(1,263.84)	0.00	562.50	2,689.50
238	Crime Victims Services	5,417.71	-	5,417.71	107.28	0.00	0.00	107.28	5,524.99
239	Justice Court Technology	55,842.65	(1,448.23)	54,394.42	2,798.06	(3,637.50)	0.00	(839.44)	53,554.98
240	DC-Records Mgmt & Preservation	37,962.33	-	37,962.33	6,741.77	(23,283.47)	0.00	(16,541.70)	21,420.63
241	JP Building Security Fee	4,948.16	-	4,948.16	776.59	(5,246.90)	0.00	(4,470.31)	477.85
242	Elections Special	98,535.39	-	98,535.39	3,905.56	0.00	0.00	3,905.56	102,440.95
243	Guardianship	79,772.07	-	79,772.07	3,555.64	0.00	0.00	3,555.64	83,327.71
244	CC-Technology	9,783.16	-	9,783.16	282.58	0.00	0.00	282.58	10,065.74
245	DC-Technology	26,835.77	-	26,835.77	577.96	0.00	0.00	577.96	27,413.73
246	DC-Records Archive Fee	1,268.72	-	1,268.72	306.82	0.00	0.00	306.82	1,575.54
247	DC-CT Records Preservation	1,333.18	-	1,333.18	199.91	0.00	0.00	199.91	1,533.09
260	Law Library	111,730.15	-	111,730.15	9,635.76	(1,481.00)	0.00	8,154.76	119,884.91
305	Constable Forfeiture	1,288.56	-	1,288.56	6.39	0.00	0.00	6.39	1,294.95
402	Election - CARES Grant	8,819,934.66	20.07	8,819,954.73	43,884.93	0.00	0.00	43,884.93	8,863,839.66
	Total Special Revenue Funds	\$ 11,350,978.80	\$ (1,428.16)	\$ 11,349,550.64	\$ 233,865.12	\$ (145,219.15)	(7,000.00)	\$ 81,645.97	\$ 11,431,196.61
OTHER FUNDS									
250	Right of Way	886,509.46	-	886,509.46	4,580.10	0.00	0.00	4,580.10	891,089.56
281	Community Supervision & Corr.	217,486.69	-	217,486.69	154,767.68	(188,496.24)	0.00	(33,728.56)	183,758.13
290	Juvenile Probation Department	(5,779.40)	-	(5,779.40)	126,481.59	(95,160.89)	0.00	31,320.70	25,541.30
892	Historical Commission	52,779.64	-	52,779.64	5,356.21	(1,275.34)	0.00	4,080.87	56,860.51
	Total Other Funds	\$ 1,150,996.39	\$ -	\$ 1,150,996.39	\$ 291,185.58	\$ (284,932.47)	\$ 0.00	\$ 6,253.11	\$ 1,157,249.50
	TOTAL BUDGETED FUNDS	\$ 37,215,168.28	\$ -	\$ 37,215,168.28	\$ 15,763,439.26	\$ (9,275,487.63)	\$ 0.00	\$ 3,610,385.30	\$ 43,703,119.91
NON-BUDGETED AND NON-COUNTY FUNDS									
880	Treasurer's State Fees	54,157.35	-	54,157.35	106,890.20	(160,850.84)	0.00	(53,960.64)	196.71
891	Payroll Fund	(0.00)	-	(0.00)	0.04	426,007.10	0.00	426,007.14	426,007.14
	TOTAL NON-BUDGETED FUNDS	\$ 54,157.35	\$ -	\$ 54,157.35	\$ 106,890.24	\$ 265,156.26	\$ -	\$ 372,046.50	\$ 426,203.85
	TOTAL CASH IN POOLED ACCOUNTS	\$ 37,269,325.63	\$ -	\$ 37,269,325.63	\$ 15,870,329.50	\$ (9,010,331.37)	\$ 0.00	\$ 3,982,431.80	\$ 44,129,323.76
CASH IN BANK - POOLED CASH ACCOUNTS									
890	AP Pooled Cash	1,909,978.19	-	1,909,978.19	1,313.76	(3,946,609.24)	4,000,000.00	54,704.52	1,964,682.71
890	Payroll Pooled Cash	1,262,391.59	-	1,262,391.59	1,046.60	(5,058,192.13)	5,750,000.00	692,854.47	1,955,246.06
890	Deposits Pooled Cash	10,499,955.27	-	10,499,955.27	15,704,757.59	0.00	(9,754,000.00)	5,950,757.59	16,450,712.86
890	CD Investments	14,272,067.24	-	14,272,067.24	50,623.52	0.00	0.00	50,623.52	14,322,690.76
890	CD Non-Depository	493,567.44	-	493,567.44	2,259.94	0.00	0.00	2,259.94	495,827.38
890	CDARS Investments	(0.00)	-	(0.00)	0.00	0.00	0.00	0.00	(0.00)
890	TexPool Pooled Investments	8,824,705.90	-	8,824,705.90	110,328.09	0.00	0.00	110,328.09	8,935,033.99
890	Jury Pooled Cash	6,660.00	-	6,660.00	0.00	(5,530.00)	4,000.00	(1,530.00)	5,130.00
	TOTAL CASH IN BANK - POOLED CASH ACCOUNTS	\$ 37,269,325.63	\$ -	\$ 37,269,325.63	\$ 15,870,329.50	\$ (9,010,331.37)	\$ 0.00	\$ 6,859,998.13	\$ 44,129,323.76

FILED FOR RECORD
 2023 JUN 27 AM 10:40
 CLERK, WOOD CO TX

FUND CODE	FUND NAME	PRIOR-YEAR		REVISED		CURRENT-YEAR		TRANSFER IN/(OUT)	Net Change	CASH BALANCE 1/31/2023
		CASH BALANCE 9/30/2022	RECLASSES	CASH BALANCE 9/30/2022	ECLA	RECEIPTS	DISBURSEMENTS			
CASH IN BANK - NON POOLED CASH ACCOUNTS - NON-BUDGETED,										
BANKTEXAS ACCOUNTS										
200	Road & Bridge CD RRC Restricted	\$ 28,106.43	\$ -	\$ 28,106.43	\$ 41.94	\$ -	\$ -	\$ -	\$ 41.94	\$ 28,148.37
233	Sheriff's Forfeiture Fund (Budgeted)	7,321.20	-	7,321.20	-	-	-	-	\$ 0.00	7,321.20
401	Grant Fund	0.00	-	0.00	21,849.95	(21,841.85)	-	-	\$ 8.10	8.10
601	Interest & Sinking	3,572.00	-	3,572.00	345.48	-	-	-	\$ 345.48	3,917.48
895	Health Plan	707,858.45	-	707,858.45	1,081,472.78	(1,359,581.91)	-	-	-\$ 278,109.13	429,749.32
895	Health Plan CD	0.00	-	0.00	-	-	-	-	\$ 0.00	0.00
895	Health Plan CDARS	0.00	-	0.00	-	-	-	-	\$ 0.00	-
898	MRP/DPC Clearing	17,786.75	(387.36)	17,399.39	19,955.39	(23,994.02)	-	-	-\$ 4,038.63	13,360.76
	District Clerk Clearing	26,541.81	-	26,541.81	135,153.46	(130,870.27)	-	-	\$ 4,283.19	30,825.00
	JP1 Clearing	15,346.20	-	15,346.20	46,997.38	(50,899.58)	-	-	-\$ 3,902.20	11,444.00
	JP2 Clearing	35,802.15	-	35,802.15	49,668.59	(75,073.84)	-	-	-\$ 25,405.25	10,396.90
	JP3 Clearing	6,517.30	-	6,517.30	24,224.29	(25,231.53)	-	-	-\$ 1,007.24	5,510.06
	JP4 Clearing	4,631.00	-	4,631.00	26,081.07	(25,256.57)	-	-	\$ 824.50	5,455.50
	Treasurer's Credit Card	0.00	-	0.00	15.09	(15.09)	-	-	\$ 0.00	0.00
	TOTAL BANKTEXAS - NON POOLED CASH ACCOUNTS	\$ 853,483.29	\$ (387.36)	\$ 853,095.93	\$ 1,405,805.42	\$ (1,712,764.66)	\$ 0.00	\$ (306,959.24)	\$ 546,136.69	
TEXPOOL ACCOUNTS										
601	Interest & Sinking	63,379.75	0.00	63,379.75	792.41	0.00	0.00	0.00	792.41	64,172.16
895	Health Plan	253,495.69	0.00	253,495.69	3,169.17	0.00	0.00	0.00	3,169.17	256,664.86
	TOTAL TEXPOOL - NON POOLED CASH ACCOUNTS	\$ 316,875.44	\$ -	\$ 316,875.44	\$ 3,961.58	\$ 0.00	\$ 0.00	\$ 3,961.58	\$ 320,837.02	
	TOTAL CASH IN BANK - NON POOLED CASH ACCOUNTS	\$ 1,170,358.73	\$ (387.36)	\$ 1,169,971.37	\$ 1,409,767.00	\$ (1,712,764.66)	\$ 0.00	\$ (302,997.66)	\$ 866,973.71	
	TOTAL CASH IN BANK - ALL TREASURER'S ACCOUNTS	\$ 38,439,684.36	\$ (387.36)	\$ 38,439,297.00	\$ 17,280,096.50	\$ (10,723,096.03)	\$ 0.00	\$ 6,557,000.47	\$ 44,996,297.47	

Miscellaneous Information 0.00 0.00

Indebtedness as of 9/30/2022: \$0.00 Certificate of Obligation: None

RB Line of Credit-Railroad Commission \$25,000 CD Secured - Current Balance Available \$28,084

Bank Texas (including CDARS and ICS)	Cash Balance	\$ 35,244,599.08	
Non-Depository Investments	Cash Balance	\$ 495,827.38	
TexPool:	Cash Balance	\$ 9,255,871.01	
Total		\$ 44,996,297.47	

Bank Texas Interest Income:	\$ 25,537.48	
Certificates of Deposit:	52,925.06	
CDARS Interest Income:	0.00	
TexPool Interest Income:	114,289.40	
Total Interest Income	\$ 192,751.94	0.00

I, Daphne Carter, County Treasurer, in and for the County of Wood, State of Texas, do hereby present the January 2023 Statement of Cash Accounts Activity, the attached Treasurer's Report of Cash Receipts and Disbursements, and the Report of Securities as true and correct statements, to the best of my knowledge, of accounts under the control of Wood County Treasurer and furthermore state that the fund balances are on deposit earning interest in accordance with the Wood County Investment Policy earning interest in accordance with the Wood County Depository Contract.

Presented, examined, and accepted at the regular term of Commissioners Court on this 13 day of June 2023

Daphne Carter

 Daphne Carter, Wood County Treasurer

Kevin White

 Kevin White, County Judge

Virgil Holland

 Virgil Holland, Jr. Commissioner Precinct 1

Jerry Gaskill

 Jerry Gaskill, Commissioner Precinct 2

Mike Simmons

 Mike Simmons, Commissioner Precinct 3

Russell Acker


 Russell Acker, Commissioner Precinct 4

Terri Sellars

 Terri Sellars, Auditor

ATTEST: *Kelley Price*

 Kelley Price, County Clerk

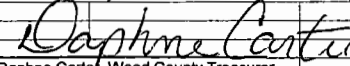


WOOD COUNTY, TEXAS
RECAP OF FUNDS BY BANK ACCOUNTS
FOR THE YEAR-TO-DATE ENDING JANUARY 31, 2022

Fund	Beginning Cash Balance	Reclass	Y-T-D Receipts	Y-T-D Disbursements	Transfers	Ending Balance	BankTexas Quitman	-----Allocation of Cash-----			Total Cash
								BankTexas CDARS	Non-Depository Banks	TexPool	
200 Road & Bridge CD Restricted	\$ 28,106.43	\$ -	\$41.94	\$0.00	\$0.00	\$28,148.37	\$28,148.37	\$0.00	\$0.00	\$0.00	\$28,148.37
233 Sheriff Forfeiture Fund	7,321.20	\$ -	\$0.00	\$0.00	\$0.00	7,321.20	\$7,321.20	\$0.00	\$0.00	\$0.00	\$7,321.20
401 Texas Comm. Dev. Program	0.00	\$ -	\$21,849.95	-\$21,841.85	\$0.00	8.10	\$8.10	\$0.00	\$0.00	\$0.00	\$8.10
601 Interest and Sinking	66,951.75	\$ -	\$1,137.89	\$0.00	\$0.00	68,089.64	\$3,917.48	\$0.00	\$0.00	\$64,172.16	\$68,089.64
890 Pooled Funds	22,503,690.95	\$ -	\$15,817,446.04	-\$9,010,331.37	\$0.00	29,310,805.62	\$20,375,771.63	\$0.00	\$0.00	\$8,935,033.99	\$29,310,805.62
890 Pooled CDs	14,765,634.68	\$ -	\$52,883.46	\$0.00	\$0.00	14,818,518.14	\$14,322,690.76	\$0.00	\$495,827.38	\$0.00	\$14,818,518.14
895 Health Plan Fund	961,354.14	\$ -	\$1,084,641.95	-\$1,359,581.91	\$0.00	686,414.18	\$429,749.32	\$0.00	\$0.00	\$256,664.86	\$686,414.18
895 Health Plan CDs	0.00	\$ -	\$0.00	\$0.00	\$0.00	0.00	\$0.00	\$0.00	\$0.00	\$0.00	\$0.00
898 MRP/DPC Clearing	17,786.75	\$(387.36)	\$19,955.39	-\$23,994.02	\$0.00	13,360.76	\$13,360.76	\$0.00	\$0.00	\$0.00	\$13,360.76
District Clerk Clearing	26,541.81	\$ -	\$135,153.46	-\$130,870.27	\$0.00	30,825.00	\$30,825.00	\$0.00	\$0.00	\$0.00	\$30,825.00
JP1 Clearing	15,346.20	\$ -	\$46,997.38	-\$50,899.58	\$0.00	11,444.00	\$11,444.00	\$0.00	\$0.00	\$0.00	\$11,444.00
JP2 Clearing	35,802.15	\$ -	\$49,668.59	-\$75,073.84	\$0.00	10,396.90	\$10,396.90	\$0.00	\$0.00	\$0.00	\$10,396.90
JP3 Clearing	6,517.30	\$ -	\$24,224.29	-\$25,231.53	\$0.00	5,510.06	\$5,510.06	\$0.00	\$0.00	\$0.00	\$5,510.06
JP4 Clearing	4,631.00	\$ -	\$26,081.07	-\$25,256.57	\$0.00	5,455.50	\$5,455.50	\$0.00	\$0.00	\$0.00	\$5,455.50
Treasurer's Credit Card	0.00	\$ -	\$23.10	-\$15.10	\$0.00	8.00	\$0.00	\$0.00	\$0.00	\$0.00	0.00
			\$0.00	\$0.00							
Grand Total	\$ 38,439,684.36		\$ 17,280,104.51	-\$10,723,096.04	\$ -	\$ 44,996,305.47	\$ 35,244,599.08	\$ (0.00)	\$ 495,827.38	\$ 9,255,871.01	\$ 44,996,297.47
	\$ -		0.00	0.00	0.00		\$ -	\$ -	\$ -	\$ -	\$ -

FILED FOR RECORD
 2023 JUN 27 AM 10:47
 VALLEY PRICE
 COUNTY CLERK WOOD CO TX

**WOOD COUNTY, TEXAS
INVESTMENT ACTIVITY FOR JANUARY 31, 2023**

WOOD COUNTY, TEXAS											Accumulated				
INVESTMENT ACTIVITY FOR JANUARY 31, 2023											Accrued				
01/31/2023				Rate History	Intere			Current Balance			Current Balance	This Month's	Accumulated		
CD ID	Description	Bank	Acct	Rate	Maturity Date	Original Principal	12/31/2022	Purchases/Deposits	Interest Credited	Withdrawals	01/31/2023	Unpaid Interest	Unpaid Interest		
16	*7485 DPC 12 MONTH	BTH	DPC	3.94%	11/10/2023	\$ 500,000.00	\$ 558,039.23		0		\$ 558,039.23	\$ -	\$ -		
17	*7507 DPC 12 MONTH	BTH	DPC	3.94%	11/10/2023	250,000.00	279,019.62		0		279,019.62	0.00	0.00		
58	*182 DPC 365 DAY	CNB	DPC	1.85%	10/15/2023	124,200.00	121,856.65		568.22		122,423.87	0.00	0.00		
59	*183 DPC 365 DAY	CNB	DPC	1.85%	10/15/2023	124,200.00	120,221.16		560.59		120,781.75	0.00	0.00		
60	*884 DPC 365 DAY	FNBW	DPC	1.24%	10/16/2023	117,500.00	125,916.72		394.16		126,310.88	0.00	0.00		
61	*885 DPC 365 DAY	FNBW	DPC	1.24%	10/16/2023	117,500.00	125,916.72		394.16		126,310.88	0.00	0.00		
123	CD 24 month	BTH	DPC	2.00%	08/13/2024	500,000.00	560,698.20		952.42		561,650.62	0.00	0.00		
124	CD 24 month	BTH	DPC	2.00%	08/13/2024	500,000.00	560,698.20		952.42		561,650.62	0.00	0.00		
211	CD 12 month	BTH	DPC	2.02%	10/03/2023	500,002.00	524,729.41		900.24		525,629.65	0.00	0.00		
212	CD 12 month	BTH	DPC	2.02%	10/03/2023	500,003.00	524,730.46		900.23		525,630.69	0.00	0.00		
214	CD 12 month	BTH	DPC	0.15%	10/31/2023	500,003.00	522,240.40		0		522,240.40	0.00	0.00		
215	CD 12 month	BTH	DPC	3.94%	11/06/2022	850,003.00	875,022.25		0		875,022.25	0.00	0.00		
218	CD 12 month	BTH	DPC	2.00%	08/21/2023	875,000.00	904,492.30		1536.4		906,028.70	0.00	0.00		
219	CD 12 month	BTH	DPC	2.00%	08/21/2023	875,001.00	904,493.30		1536.4		906,029.70	0.00	0.00		
220	CD 12 month	BTH	DPC	0.45%	04/08/2023	850,004.00	863,956.28		330.2		864,286.48	0.00	0.00		
221	CD 12 month	BTH	DPC	0.45%	04/08/2023	850,005.00	863,957.31		330.2		864,287.51	0.00	0.00		
222	CD 12 month	BTH	DPC	0.45%	05/07/2023	850,006.00	863,777.28		330.26		864,107.54	0.00	0.00		
223	CD 12 month	BTH	DPC	0.45%	05/07/2023	500,004.00	512,847.07		196.01		513,043.08	0.00	0.00		
224	CD 12 month	BTH	DPC	0.45%	06/10/2023	850,007.00	863,448.34		330.00		863,778.34	0.00	0.00		
225	CD 12 month	BTH	DPC	0.45%	06/10/2023	500,005.00	512,854.14		195.93		512,850.07	0.00	0.00		
226	CD 12 month	BTH	DPC	0.45%	07/10/2023	850,008.00	862,727.08		329.73		863,056.81	0.00	0.00		
227	CD 12 month	BTH	DPC	0.45%	07/10/2023	500,006.00	512,490.85		195.88		512,686.73	0.00	0.00		
228A	CD 12 month	BTH	DPC	2.00%	08/20/2023	850,009.00	863,913.35		1467.47		865,380.82	0.00	0.00		
229	CD 12 month	BTH	DPC	2.00%	08/20/2023	850,010.00	863,914.36		1467.47		865,381.83	0.00	0.00		
230	CD 24 month	BTH	DPC	2.00%	08/20/2023	500,007.00	512,020.33		869.74		512,890.07	0.00	0.00		
Restricted	RB CD *1703 RRC	BTH*	DPC	0.45%	03/26/2023	25,000.00	28,137.97		10.40		28,148.37	0.00	0.00		
Total CDs						\$ 14,308,483.00	\$ 14,831,917.98	\$ -	\$ 14,748.53	\$ -	\$ 14,846,666.51	\$ -	\$ -		
TEXPOOL							184								
Deposit Pooled Cash							\$ 8,902,941.20	\$ -	\$ 32,092.79	\$ -	\$ 8,935,033.99	n/a	n/a		
Interest & Sinking							63,941.69	0.00	230.47	0.00	64,172.16	n/a	n/a		
Health Plan							255,742.97	0.00	921.89	0.00	256,664.86	n/a	n/a		
Total Pools						\$ 9,222,625.86	\$ -	\$ 33,245.15	\$ -	\$ 9,255,871.01					
Insured Cash Sweeps Accounts															
Deposit Pooled Cash						BTH*	Daily	n/a	10,935,449.67	\$ 3,998,682.22	\$ 5,705.74	\$ -	14,939,837.63	n/a	n/a
Accounts Payable Cash						BTH*	Daily	n/a	675,049.73	0.00	109.84	(675,049.73)	109.84	n/a	n/a
Payroll Cash						BTH*	Daily	n/a	993,611.10	0.00	155.23	(993,611.10)	155.23	n/a	n/a
Health Plan						BTH*	Daily	n/a	313,014.56	0.00	130.67	(28,140.93)	285,004.30	n/a	n/a
Total Sweeps							\$ 12,917,125.06	\$ 3,998,682.22	\$ 6,101.48	\$ (1,696,801.76)	\$ 15,225,107.00				
Total Investments							Total WAM days	112	\$ 36,971,668.90	\$ 3,998,682.22	\$ 54,095.16	\$ (1,696,801.76)	\$ 39,327,644.52	\$ -	\$ -
Investments By Type															
BT - Traditional CD											\$ 14,322,690.76	36.42%			
BT - CDARS												0.00%			
Non-Depository CD											495,827.38	1.26%			
BT-Restricted CD											28,148.37	0.07%			
BT-ICS *											15,225,107.00	38.71%			
Money Market Accts											0.00	0.00%			
Pools											9,255,871.01	23.54%			
Total											\$ 39,327,644.52	100.00%			
											0.00				
* Does not include in-transit items which can be either positive or negative.															
Note															
BT* - BankTexas is the county's placement bank for both CDARS and ICS accounts into other FDIC covered banks. For bank details use Supplement Investment Schedule.															
I hereby submit the above report in addition to attached Supplement Investment Schedule as the written report of investment transactions for all invested funds held by Wood County Treasurer for period shown above and certify that these investments are in compliance with the local investment policy and Public Funds Investment Act.															
															
Daphne Carter, Wood County Treasurer															
Wood County Investment Officer															
(T) Daphne Investment 2023															

RECEIVED
 WOOD COUNTY
 JAN 27 AM 10:40
 2023